

## FINAL 2022/ 23 TARIFFS SUBMITTED FOR APPROVAL FOR APPROVAL BY COUNCIL

### ANNEXURE 1: PROPERTY RATES

#### IT IS RECOMMENDED

1. That in terms of Sections 2, 7, 8 and 14 of the Local Government : Municipal Property Rates Act 6 of 2004 ("the Act"), read with Sections 4(1)(c)(ii) and 11(3)(i) of the Local Government : Municipal Systems Act 32 of 2000 ("the Systems Act") and Section 24(2)(c)(i) of the Local Government : Municipal Financial Management Act 56 of 2003 ("the MFMA"), the Council of the City of Johannesburg Metropolitan Municipality hereby declares its intention that the following draft rates in the Rand are to be levied for the financial year 1 July 2022 to 30 June 2023, on the market value of property or on the market value of a right in land within the area of jurisdiction of the Council as appearing in the valuation roll, in respect of the various categories of properties set out below:

#### Category Ratios for 2022/2023

No	Category	Ratio 2022/2023
1	Industrial	1:2.5
2	Residential	1:1
3	Residential Consent use	1:2
4	Business and Commercial	1:2.5
5	Municipal property	0
6	Farming	1:0.25
7	Mining land	1:2.5
8	Vacant Land	1:4
9	PSI	1:0.25
10	PSI privately owned	1:0.25
11	Private open space	1:0.25
12	Public open space	1:0.25

No	Category	Ratio 2022/2023
13	Public service purpose (PSP)	1:1.5
14	Religious	0
15	Multipurpose* <sup>2</sup>	
16	Township development	1:2.5
17	Public benefit organisation	1:0.25
	<b>Penalty Tariff</b>	
1	Unauthorised use	1:6

\*<sup>1</sup> Multipurpose properties will be rated according to the multiple purposes as defined in the Act. *This can be defined as properties that have multiple categories; however, all the categories will be billed on the same stand and account.* The tariff to be charge will follow the split that will be allocated to a property.

2. That the rates so levied in terms of Paragraph 1 above shall become due and payable in twelve equal installments on fixed days for twelve consecutive months, these being the due date stipulated in the account sent to the ratepayer.

3. That in terms of Section D Paragraph 3(c) of the Council's Property Rates Policy, interest is charged on rates not paid on or before the fixed days, at the rate determined by the Council from time to time.

4. That the following proposed rates tariffs be levied for the financial year 2022/2023 to any owner of ratable property as indicated in below table:

No	Category	Ratio 2022/2023	Rates tariffs for 2022/2023	% Increase
1	Industrial	1:2.5	0.021547	4.85%
2	Residential	1:1	0.008619	4.85%
3	Residential Consent use	1:2		

			0.017237	4.85%
4	Business and commercial	1:2.5	0.021547	4.85%
5	Municipal property	0	0	0%
6	Farming	1:0.25	0.002155	4.85%
7	Mining land	1:2.5	0.021547	4.85%
8	Vacant land	1:4	0.034475	4.85%
9	Public Service Infrastructure (PSI)	0	0	0
10	Public Service Infrastructure – (PSI) privately owned	1:0.25	0.002155	4.85%
11	Private open space	1:0.25	0.002155	4.85%
12	Public open space	1:0.25	0.002155	4.85%
13	Public service purpose	1:1.5	0.012928	4.85%
14	Religious	0	0	0
15	Multipurpose* <sub>1</sub>			
16	Township Development	1:2.5	0.021547	4.85%
17	Public benefit organisation	1:0.25	0.002155	4.85%
	<b>Penalty Tariff</b>			
1	Unauthorised use	1:6	0.051713	4.85%

\*<sup>1</sup> Multipurpose properties will be rated according to the multiple purposes as defined in the Act. *This can be defined as properties that have multiple categories, however, all the categories will be billed on the same stand and account.* The tariff to be charge will follow the split that will be allocated to a property.

5. The City of Johannesburg may, in terms of the criteria set out in the Rates Policy, exempt a specific category of owners of properties or owners of a specific category of property, from the payment of a rates levied on their property: or grant to a specific category of owners of properties, or to the owners of a specific category of properties, a rebate on or a reduction in the rates payable in respect of their properties, as determined in this policy.

All exemption, reduction and rebates must be done on a prescribed application form at the nearest walk-in centre and a reference number must be obtained. In terms of Section 15(1)(b) of the Act read with Sections B of the Property Rates Policy, Council grants exemptions reductions and rebates as stipulated below:

(i) Residential property owned and occupied by natural persons who have limited income and who are not pensioners, and the value of their property does not exceed R500 000, but can show that his or her annual income falls below the limit determined by Council from time to time in terms of the Expanded Social

Package: rebate dependent on points rating.

(ii) Residential property owned and occupied by natural persons who are dependent on a State social security grant in terms of the Social Assistance Act 59 of 1992 as their sole source of income and the property value is less that R350 000: 100% rebate.

(iii) Residential property owned and occupied by pensioners who are not persons contemplated in Paragraph (ii) if the total income of the household does not exceed the maximum of R11 305 per month over the previous income tax year: 100% rebate.

(iv) Residential property which is occupied by a household headed by a minor or minors whose parents have passed on while they were owners of the property: 100% rebate.

(v) Residential property owned and occupied by a pensioner who is seventy years and above, whose value of the property complies with the criteria set out above, would be exempted from paying rates. The criteria set out in (a) to (f) below has reference:

(a) Residential property owned and occupied by pensioners who are not persons contemplated in Paragraph 5 (ii) above, if the total income of the household does exceed the average of R11 305 per month over the previous income tax year but does not exceed the maximum of R19 377 per month over the previous income tax year: 50%:

(b) Provided that the rebate contemplated in Subparagraphs 5(iii) to 5(v) above shall only be granted wherein:

- i. The market value of the property as recorded in the prevailing valuation roll does not exceed R2 500 000, and in the case of a pensioner, such pensioner has attained the age of 60 or be 70 years or older; and in the case of dual ownership both owners has attained the age of 60 years or older; and
- ii. The property owner personally occupies the property.
- iii. A property owner who is a pensioner and is seventy years and above who live in a property not more than R2 500 000 qualifies for 100% rebate.
- iv. A pensioner rebate will be applied to one property per pensioner or pensioner and spouse only.
- v. The pensioner rebate will be based on the total household income.

6. Those properties owned by organisations that are registered in terms of the Housing Development Schemes for Retired Persons Act: 50%. (1) Property owned by pensioners in terms of the Housing development Scheme for Retired Persons who are sectionalized and registered in their name would be treated as per Paragraph 5 (iii) to 5 (v).

7. That property owned by private sports clubs that are used primarily for sports purposes will qualify for 40% rebate.

8. That property declared as heritage sites in terms of Section 27, 28 and 31 of the National Heritage Resources Act 25 of 1999 will qualify for 20% rebate.

9. That residential sectional title properties meeting the requirements set out by the City for high density can apply for high density rebate and will qualify for a rebate of 5% on the monthly charge for rates.

10. That property registered in the name of an institution or organisation which has, as its exclusive objective the protection of animals will qualify for 100% rebate

11. Those properties that are vacant but may not be developed as a direct result

of the inability of Council to provide services, subject to the owner providing written confirmation from the service entity stating that no development can be allowed for the duration of the ensuing financial year, because of lack of services will be granted 50% rebate of the vacant land tariff.

12. That the first R350 000 of the value of all residential property shall be exempted from rating.

13. That the properties situated within an area affected by a disaster, within the ambit of the Disaster Management act 57 of 2002, be granted (for a limited period) as prescribed by Council, a rebate up to 100% of the monthly charge for rates. Property owners must apply to the Property Branch for such a rebate once granted by Council. The Property Branch may require proof before the rebate is granted.

14. Those properties developed within the identified Corridors of Freedom qualifies for the following rebates:

(1) During construction, a rebate of 75% of the rate as per the category of land for a period not exceeding two years during construction, and

(2) Post construction, a rebate of 50% of the rates payable as per the category assigned in the General Valuation Roll for a period not exceeding one year.

15. Township industrial properties developed within the identified townships qualifies for the following:

(1) During construction rebate 75% of the rate as per the category of land for period not exceeding two years during construction, and

(2) Post construction, the industrial property owner qualifies for 50% of the rates payable as per the category assigned in the General Valuation Roll for a period not exceeding two years.

The above rebate also applies to refurbishment of township industrial properties

16. Schools, colleges and university privately owned qualifies for an education rebate of up to 25% on application.

#### Rebates on Rates tariffs for 2022/2023

In line with the provision of Municipal Property Rates Act 6 of 2004 Council grants rebates to specific categories of properties. The City of Johannesburg Rates Policy covers extensively the rebates and the process of application. Below is the table containing all the rebates;

Residential Value Exclusion	First R350 000 of value of all residential property to be excluded from rating
Other rebates:	
Pensioner owners whose gross monthly household income is lower than R11 305 and the property value not more than R2.5 million	100%
Pensioner owners whose gross monthly income is higher than R11 305 but lower than R19 377 and the property value not more than R2.5 million	50%
Pensioner owners who are seventy years old and above irrespective of income, with a property value equal to or less R2.5 million	100%
High density rebate	5%
Expanded social package pensioners, who live in a property valued not more than R2.5 million	100%
People who are on Expanded social package who are not pensioners, whose property value does not exceed R500 000	100%
Heritage Sites	20%
Organizations with the purpose of Animal Protection	100%
Property Owned by Organizations in terms of the Housing Development Schemes for Retired Persons Act	50%
Vacant Land subject to conditions	50%
Private Sports Clubs	40%
Child headed family/household with a property value not exceeding R2.5 million	100%
People who are on a government grant because of disability whose gross monthly household income is lower than R11 305 with a property value not more than R2.5 million	100%
People who receive disability pension with a gross monthly income higher than R11 305 but lower than R19 377 in a property value not more than R2.5 million	50%
Township industrial development rebate. Property owners who qualify will receive 75% rebate of the rate for a period not exceeding two years and they will receive 50% rebate of the rate for the first two years of the industry being operational. This rebate will also be afforded to Refurbishment of dilapidated township industrial properties.	First Phase of the rebate 75%  Second phase of the rebate 50%

Residential Value Exclusion	First R350 000 of value of all residential property to be excluded from rating
Private schools, colleges, and universities categorised business and commercial qualifies for rebate on application up to 25%.	Up to 25%



**AMENDMENT OF TARIFF OF CHARGES FOR ELECTRICITY SERVICES FOR 2022/23- ANNEXURE 2**

## **AMENDMENT OF TARIFF OF CHARGES FOR ELECTRICITY SERVICES**

In terms of Sections 17(3)(a)(ii) and 22(a)(i) and (ii) of the Local Government: Municipal Finance Management Act, 2003 (Act 56 of 2003) and Sections 21(1) and (3), 21A and 75A(3) and (4) of the Local Government: Municipal Systems Act, 2000 (Act 32 of 2000) as amended, it is hereby notified that the City of Johannesburg has, in terms of Sections 11(3)(i) and 75A(1) and (2) of the Local Government: Municipal Systems Act, 2000 (Act 32 of 2000) as amended, read with Section 24(2)(c)(ii) of the Local Government: Municipal Finance Management Act, 2003 (Act 56 of 2003), amended its Tariff of Charges for Electricity Services with effect from 1 July 2020.

### **STANDARD TARIFF SCHEDULE**

All electricity consumed to continue to attract a Network Surcharge of 6 c/kWh. Only residential consumption of below 500kWh will be exempted from this charge, meaning that residential consumption beyond 500kWh per month will be subject to this levy.

#### **2% SURCHARGE ON BUSINESS AND LARGE POWER USERS**

The Local Government: Municipal Finance Management Act, 2003 (Act 56 of 2003) as amended: Sections 17(3)(a)(ii), and 22(a)(i) and (ii) ;the Local Government Municipal Systems Act, 2000 (Act 32 of 2000) as amended: Sections 21(1) and (3), 21A and 75A(3) and (4) :, it is hereby notified that the City of Johannesburg has, in terms of Sections 11(3)(i) and 75A(1) and (2) of the Local Government: Municipal Systems Act, 2000 (Act 32 of 2000) as amended, read with Section 24(2)(c)(ii) of the Local Government: Municipal Financial Management Act, 2003 (Act 56 of 2003), amended its tariff of charges for Electricity Services with effect from 1 July 2020 A 2% surcharge be levied on business and large Power User customers.

### **1. RESIDENTIAL TARIFF**

1.1 This tariff shall be applicable for electricity supply to:

1.1.1 Private houses;

1.1.2 Dwelling-units which are registered under the Sectional Titles Act, 1972 (Act 66 of 1971);

1.1.3 Flats;

1.1.4 Boarding houses and hostels;

1.1.5 Residences or homes run by charitable institutions;

1.1.6 Premises used for public worship, including halls or other buildings used for religious purposes;

1.1.7 Caravan parks.

1.2 This tariff is not applicable to properties zoned as residential but used for business purposes

- 1.3 Four tariff structures are available, i.e. (i) a Prepaid tariff, (ii) a Three-Part tariff, (iii) a Three-Part Seasonal tariff, and (iv) a Three-Part Time-of-Use tariff. Customers that would prefer the Time-of-Use tariff structure are required to have meters installed with automated meter reading capability.
- 1.4 Resellers servicing the residential market will on application qualify for a conventional residential reseller tariff, depending on their supply structure to the ultimate consumers.
- 1.5 Mixed use reseller customers will not qualify for the residential reseller tariff unless split metering is implemented to isolate metering of supply to residential end customers (living units) in which case the supply to the residential customers will qualify for the residential reseller tariff.
- 1.6 The following charges will be payable per month, or part thereof:

Item	Units	Breaker size A	Demand kVA	Consumption block kWh/month	Fixed charge R/month	Demand charge R/kVA	Energy charge c/kWh
<b>Prepaid tariffs</b>							
Capacity Charge				0 to 350			182,37
Prepaid 1				351 to 500			209,19
Prepaid 2				>500			238,36
Prepaid 3							
Item	Units	Breaker size A	Demand kVA	Consumption block kWh/month	Fixed charge R/month	Demand charge R/kVA	Energy charge c/kWh
<b>Residential Conventional resellers' tariffs</b>							
Service charge					182,80		
Network charge					737,62		
Energy charge				0 to 500			157,42
Energy charge				501 to 1000			181,74
Energy charge				1001 to 2000			195,67
Energy charge				2001 to 3000			206,85
Energy charge				Above 3000			217,35
Item	Units	Breaker size A	Demand kVA	Consumption block kWh/month	Fixed charge R/month	Demand charge R/kVA	Energy charge c/kWh
<b>Two-part Single and Three Phase Tariffs</b>							
<b>Single phase</b>							
Service charge		60			181,94		
Service charge		80			181,94		
Network charge		60			535,98		
Network charge		80			589,35		
Energy charge				0 to 500			175,38
Energy charge				501 to 1000			201,27
Energy charge				1001 to 2000			216,12
Energy charge				2001 to 3000			228,02
Energy charge				Above 3000			239,21
<b>Three phase</b>							
Service charge		80			181,94		
Network charge		80			734,17		
Energy charge				0 to 500			175,38
Energy charge				501 to 1000			201,27
Energy charge				1001 to 2000			216,12
Energy charge				2001 to 3000			228,02
Energy charge				Above 3000			239,21

Item	Units	Breaker size A	Demand kVA	Consumption block kWh/month	Fixed charge R/month	Demand charge R/kVA	Energy charge c/kWh
<b>Two-part Seasonal</b>		<b>80</b>					
<b>Single phase</b>							
Service charge					181,94		
Network charge					589,35		
Summer Energy charge				0 to 500			166,81
Summer Energy charge				501 to 1000			192,70
Summer Energy charge				1001 to 2000			207,55
Summer Energy charge				2001 to 3000			219,45
Summer Energy charge				Above 3000			230,63
Winter Energy charge				0 to 500			199,00
Winter Energy charge				501 to 1000			224,89
Winter Energy charge				1001 to 2000			239,74
Winter Energy charge				2001 to 3000			246,78
Winter Energy charge				Above 3000			262,83
<b>Three phase</b>							
Service charge					181,94		
Network charge					734,17		
Summer Energy charge				0 to 500			166,81
Summer Energy charge				501 to 1000			192,70
Summer Energy charge				1001 to 2000			207,55
Summer Energy charge				2001 to 3000			219,45
Summer Energy charge				Above 3000			230,63
Winter Energy charge				0 to 500			199,00
Winter Energy charge				501 to 1000			224,89
Winter Energy charge				1001 to 2000			239,74
Winter Energy charge				2001 to 3000			246,78
Winter Energy charge				Above 3000			262,83

#### 1.7 Rules applicable to this category:

- 1.7.1 A consumer whose capacity exceeds 100 kVA, may on application, be charged in accordance with item 4 (Large Consumers).
- 1.7.2 Customers who had been classified as Residential consumers before 1 July 1999 may retain this classification until such time as their supply is modified or upgraded, or their primary use of electrical energy changes.
- 1.7.3 If a customer elects to change from the Three-Part Flat to the Three-Part Seasonal tariff he/she will be obliged to remain on the Three-Part Seasonal tariff for a minimum period of 12 months before he/she may qualify to migrate to another tariff option.
- 1.7.4 The cost to migrate between tariff options will be determined as reflected in section 6 of this document.

- 1.7.5 Everyone will be expected to take part in any of City of Johannesburg energy saving initiatives.
- 1.7.6 All individuals/customers who qualify for the Extended Social Package (ESP) will receive free electricity as approved by Social Development Department.
- 1.7.7 Customers on the Extended Social Package who are disconnected may not accumulate the allocation of free electricity during the period of disconnection.
- 1.7.8 A maximum of 150 kWh per month may be allocated as free electricity under the Extended Social Package, and will be limited to actual consumption if less than 150 kWh per month is consumed.
- 1.7.9 Billed customers on the ESP will receive the grant as a credit on their bills, the value of which will equal the monetary value to their allocated free bundle.
- 1.7.10 Prepaid Residential customers may collect their free electricity allocations from any of the City Power vending stations.
- 1.7.11 Free allocations that are not claimed in any particular month will be forfeited and may not be carried over to subsequent months.
- 1.7.12 Body Corporates of complexes, flats, cluster developments and all other resellers are required to apply to City Power to qualify for the resellers' tariffs.
- 1.7.13 These parties are also required to provide City Power with an affidavit declaring the number of units in use in the complex, normal consumption tariffs will apply, as per unit in the complex, rather than the tariff that would be deemed appropriate for the complex as an aggregate. The changes will be implemented from the date of approval by City Power.
- 1.7.14 Free allocations are not redeemable for cash.
- 1.7.15 The summer rates for the Three-Part Seasonal Tariffs will be applicable from September to May - both months inclusive. This amounts to a 9-month period per annum.
- 1.7.16 The winter rates for the Three-Part Seasonal Tariffs will be applicable from June to August - both months inclusive. This amounts to a 3-month period per annum.

1.7.17 Prepaid meters will be reset at the beginning of each month for all pre-paying customers. No block categorisation will be done. All customers will buy the initial 500 kWh in the month at the first block tariff and then advance through the blocks to their ultimate consumption for the month.

## 2 AGRICULTURAL TARIFF

2.3 This tariff shall apply to property, or portions of land zoned for agricultural purposes, and used for agricultural purposes with a maximum demand of 40kVA.

2.4 Any connection for business purposes on a property, or portions of land zoned for agricultural purposes, will be charged as per section 3 or 4.

2.5 The following charges will be payable per month, or part thereof:

		Breaker	Demand	Consumption	Fixed	Demand	Energy
Item	Units	A	kVA	kWh/month	R/month	R/kVA	c/kWh
<b>Agricultural tariffs</b>							
Service charge					548,39		
Network charge					737,62		
Energy charge (Summer: September - May)							204,94
Energy charge (Winter: June - August)							237,17

2.6 Rules applicable to this category:

2.6.1 The agricultural tariff may also be applicable in cases where an erf, stand, lot or any other area, or any subdivision thereof, whether owned by a township

developer or not, with or without improvements can, in the opinion of City Power, be connected to the City Power's mains, regardless whether electricity is consumed or not.

2.6.2 The summer rate will be applicable from September to May - both months inclusive. This amounts to a 9-month period per annum.

2.6.3 The winter rate will be applicable from June to August - both months inclusive. This amounts to a 3-month period per annum.

### **3 BUSINESS TARIFF**

3.1 This tariff shall primarily be applicable to supply consumption capacities not exceeding 100 kVA for purposes other than the purposes specified in item 1 and includes, in particular, a supply for:

3.1.1 Business purposes;

3.1.2 Industrial purposes;

3.1.3 Nursing homes, clinics and hospitals;

3.1.4 Hotels;

3.1.5 Recreation halls and clubs;

3.1.6 Bed & Breakfast houses;

3.1.7 Educational institutions including schools and registered crèches;

3.1.8 Sporting facilities;

3.1.9 Mixed load of non-Residential and Residential;

3.1.10 Welfare organisations of a commercial nature;

3.1.11 Traffic intersections;

3.1.12 Streetlights and billboards;

3.1.11 Temporary connections;

3.1.12 Consumers not provided for under any other item of this tariff.

3.2 Although business tariffs apply for consumption capacities not exceeding 100 kVA, exceptions can be made to accommodate consumers with greater than 100 kVA capacity, provided that they cannot be classified as Large Consumers as per section 4.

3.3 Any customer in this tariff category that do not have a special concession as per item 3.2, and who exceed the maximum consumption of 100 kVA, will automatically be converted to the category of Large Consumers as per section 4.



3.4 Resellers servicing the business market will qualify for a conventional tariff, depending on their supply structure to the ultimate consumers.

3.5 The charges payable for the consumption of electricity energy shall be as follows:

Item	Units	Breaker A	Demand kVA	Consumption kWh/month	Fixed R/month	Demand R/kVA	Energy c/kWh
<b>Conventional Business tariffs</b>							
Service charge			< 50		548,39		
Service charge			< 100		548,39		
Network charge			< 50		525,78		
Network charge			< 100		751,34		
Energy charge (Summer: September - May)				0 to 500			244,24
Energy charge (Summer: September - May)				501 to 1000			268,07
Energy charge (Summer: September - May)				1001 to 2000			281,11
Energy charge (Summer: September - May)				2001 to 3000			291,37
Energy charge (Summer: September - May)				Above 3000			300,83
Energy charge (Winter: June - August)				0 to 500			255,68
Energy charge (Winter: June - August)				501 to 1000			278,36
Energy charge (Winter: June - August)				1001 to 2000			290,78
Energy charge (Winter: June - August)				2001 to 3000			300,55
Energy charge (Winter: June - August)				Above 3000			309,54
<b>Prepaid Business tariffs</b>							
Capacity charge							
Prepaid energy				0 to 500			274,62
Prepaid energy				501 to 1000			300,38
Prepaid energy				1001 to 2000			314,65
Prepaid energy				2001 to 3000			325,88
Prepaid energy				Above 3000			336,21

Item	Units	Breaker A	Demand kVA	Consumption kWh/month	Fixed R/month	Demand R/kVA	Energy c/kWh
<b>Conventional Business Resellers' Tariffs</b>							
		150					
Service charge					548,39		
Network charge					525,78		
Energy charge (Summer: September - May)				0 to 500			242,42
Energy charge (Summer: September - May)				501 to 1000			266,78
Energy charge (Summer: September - May)				1001 to 2000			280,12
Energy charge (Summer: September - May)				2001 to 3000			290,61
Energy charge (Summer: September - May)				Above 3000			300,28
Energy charge (Winter: June - August)				0 to 500			255,31
Energy charge (Winter: June - August)				501 to 1000			278,42
Energy charge (Winter: June - August)				1001 to 2000			291,07
Energy charge (Winter: June - August)				2001 to 3000			301,02
Energy charge (Winter: June - August)				Above 3000			310,18
Traffic intersections							341,90
Streetlights and billboards per luminaire							383,27

Rules applicable to this category:

- 3.6.1 Due to capacity constraints everyone may be expected to take part in any of City of Johannesburg energy saving initiatives.
- 3.6.2 The summer rate will be applicable from September to May - both months inclusive. This amounts to a 9-month period per annum.
- 3.6.3 The winter rate will be applicable from June to August - both months inclusive. This amounts to a 3-month period per annum.
- 3.6.4 If a customer in this category would request for a transfer to another tariff option, the customer should remain in that new tariff structure for a minimum period of 12 months before he/she will qualify to migrate to another tariff.
- 3.6.5 The cost of migration between tariffs will be determined as per section 6.
- 3.6.6 Property owners and all other resellers are required to apply to City Power to qualify for the resellers' tariffs. These parties are also required to provide City Power with an affidavit declaring the number of units in use in the complex, normal consumption tariffs will apply, as per unit in the complex, rather than the tariff that would be deemed appropriate for the complex as an aggregate. The changes will be implemented from the date of approval by City Power.

#### **4 LARGE CONSUMERS**

- 4.3 This tariff shall be applicable to Business consumers with supply capacities exceeding 100 kVA and shall, on application, be available to all qualifying consumers with supply exceeding 100 kVA.
- 4.4 Subject to the provision of clauses (4.3) and (4.4) below, consumption of electricity shall be charged as follows:
- 4.5 Consumption of electricity shall be charged as follows:

Item	Units	Breaker size A	Demand kVA	Consumption block kWh/month	Fixed charge R/month	Demand charge R/kVA	Energy charge c/kWh
<b>Three Part Tariff: LPU - low voltage</b>							
Service charge					913,97		
Network charge					1 395,72		
Demand charge (Summer: September - May)						276,87	
Demand charge (Winter: June - August)						276,87	
Energy charge (Summer: September - May)							185,32
Energy charge (Winter: June - August)							217,06
<b>Three Part Tariff: LPU - medium voltage</b>							
Service charge					1 096,75		
Network charge					5 922,58		
Demand charge (Summer: September - May)						258,79	
Demand charge (Winter: June - August)						258,79	
Energy charge (Summer: September - May)							173,00
Energy charge (Winter: June - August)							204,76
<b>Large consumer tariffs</b>							
Reactive energy	(c/kVARh)						29,04

#### Minimum Demand Charge Determination.

4.3.1 The minimum demand charge payable monthly in terms of this tariff shall be calculated using the greater of the following:

4.3.1.1 The measured demand, or;

4.3.1.2 A demand of 70 kVA, or;

4.3.1.3 A demand based on the 80% average of the three highest demands recorded over the preceding 12 months with effect from 1 July 2021.

4.4 Rules applicable to this item:

4.4.1 Consumers whose power factor is below 0,96 will be billed for reactive energy supplied in excess of 30% (0,96PF) of total kWh recorded during the entire billing period.

4.4.3 Customers with supply agreements for a demand tariff, originally concluded before 1 July 1999, and a demand of less than 100 kVA may, until further notice, continue to be charged on this tariff.

4.4.4 Voltage categories will be applied as follows:

4.4.4.1 Low Voltage:  $\leq 1000$  V

4.4.4.2 Medium Voltage:  $> 1000$  V and  $\leq 33\ 000$  V

4.4.4.3 High Voltage: > 33 000 V

4.4.5 The summer rate will be applicable from September to May - both months inclusive. This amounts to a 9-month period per annum.

4.4.6 The winter rate will be applicable from June to August - both months inclusive. This amounts to a 3-month period per annum.

## **5 INDUSTRIAL TIME-OF-USE (TOU) TARIFF**

5.3 This tariff is available, provided customers meet the qualifying criteria for the industrial TOU tariff as set by City Power.

5.4 The tariff is suitable for Large Consumers who elect to reduce their demand during peak and standard periods and who can reallocate all or part of their load by load management and load shifting capability, as well as other qualifying criteria as may be set by City Power,

Item	Units	Breaker size A	Demand kVA	Consumption block kWh/month	Fixed charge R/month	Demand charge R/kVA	Energy charge c/kWh
<b>Three Part TOU Tariff- low voltage</b>							
Service charge					1 462,34		
Network charge					1 307,39		
Demand charge (Summer: September - May)						276,90	
Demand charge (Winter: June - August)						276,90	
Energy charge (Summer: PEAK)							208,56
Energy charge (Summer: STANDARD)							157,03
Energy charge (Summer: OFF-PEAK)							120,70
Energy charge (Winter: PEAK)							496,29
Energy charge (Winter: STANDARD)							189,49
Energy charge (Winter: OFF-PEAK)							129,83
<b>Three Part TOU Tariff- medium voltage</b>							
Service charge					2 010,73		
Network charge					5 592,24		
Demand charge (Summer: September - May)						258,79	
Demand charge (Winter: June - August)						258,79	
Energy charge (Summer: PEAK)							208,56
Energy charge (Summer: STANDARD)							157,03
Energy charge (Summer: OFF-PEAK)							120,70
Energy charge (Winter: PEAK)							496,29
Energy charge (Winter: STANDARD)							189,49
Energy charge (Winter: OFF-PEAK)							129,83
<b>Three Part TOU Tariff- high voltage</b>							
Service charge					2 027,70		
Network charge					26 232,93		
Demand charge (Summer: September - May)						240,67	
Demand charge (Winter: June - August)						240,67	
Energy charge (Summer: PEAK)							208,56
Energy charge (Summer: STANDARD)							157,03
Energy charge (Summer: OFF-PEAK)							120,70
Energy charge (Winter: PEAK)							496,29
Energy charge (Winter: STANDARD)							189,49
Energy charge (Winter: OFF-PEAK)							129,83
<b>Large consumer tariffs</b>							
Reactive energy	(c/kVARh)						29,04

#### Minimum Demand Charge Determination.

5.3.1 The minimum demand charge payable monthly in terms of this tariff shall be calculated using the greater of the following:

5.3.1.1 The measured demand, or;

5.3.1.2 A demand of 70 kVA, or;

5.3.1.3 A demand based on the 80% average of the three highest demands recorded over the preceding 12 months with effect from 1 July 2021.

#### 5.4 Rules applicable to this item:

5.4.1 Consumers whose power factor is below 0.96 will be billed for reactive energy supplied in excess of 30% (0,96PF) of total kWh recorded during the entire billing period.

5.4.3 Customers with supply agreements for a demand tariff, originally concluded before 1 July 1999, and a demand of less than 100 kVA may, until further notice, continue to be charged on this tariff.

5.4.4 Voltage categories will be applied as follows:

5.4.4.1 Low Voltage:  $\leq 1000$  V

5.4.4.2 Medium Voltage:  $> 1000$  V and  $\leq 33\,000$  V

5.4.4.3 High Voltage:  $> 33\,000$  V

5.4.5 The summer rate will be applicable from September to May - both months inclusive. This amounts to a 9-month period per annum.

5.4.6 The winter rate will be applicable from June to August - both months inclusive. This amounts to a 3-month period per annum.

5.4.7 All tariff changes will be on request and will only be effected after the necessary approval has been granted to qualifying applicants only.

5.4.8 The TOU periods are defined as follows:

5.4.8.1 Weekdays:

5.4.8.1.1 Peak: 07h00-10h00 and 18h00-20h00

5.4.8.1.2 Standard: 06h00-7h00, 10h00-18h00 and 20h00-22h00

5.4.8.1.3 Off-Peak: 12h00-06h00

5.4.8.1.4 Saturdays:

5.4.8.1.4.1 Peak: None

5.4.8.1.4.2 Standard: 07h00-12h00 and 18h00-20h00

5.4.8.1.4.3 Off-Peak: 12h00-18h00 and 20h00-07h00

5.4.8.1.5 Sundays:

5.4.8.1.5.1 All hours are Off-Peak

5.4.8.1.5.2 Public Holidays

5.4.8.1.5.2.1 Peak: None

5.4.8.1.5.2.2 Standard: 07h00-12h00 and 18h00-20h00

#### 5.4.8.1.5.2.3 Off-Peak: 12h00-18h00 and 20h00-07h00

## 6 EMBEDDED GENERATION TARIFF

		Breaker size	Demand	Consumption block	Fixed charge	Demand charge	Energy charge
Item	Units	A	kVA	kWh/month	R/month	R/kVA	c/kWh
Three Part TOU Tariff- low voltage							
Residential Embedded Generator							70,70
Business and LPU Embeded Generator (<=1MW)							58,59

## EMBEDDED GENERATOR MINIMUM CONDITIONS

- 7.1 In terms of the provision of the Electricity Regulation Act, (Act 4 of 2006) (ERA) generation of electricity is a licensed activity, unless exempted by the Minister of Energy. The approved tariffs are therefore subjected to the provisions of the ERA, and are otherwise interim/pilot.
- 7.2 This tariff will only apply to customers that are net consumers at City Power and who have invested in embedded generation capacity, are grid-tied (and comply with all the regulations regarding grid connection).
- 7.3 That the embedded generator is required to register with City Power and the equipment used must comply with the technical standards required by City Power.
- 7.4 All Large Power Users and Business customers who would be willing to invest in embedded generation with the purpose of supplementing their electricity supply from City Power will have to be on a conventional tariff structure. If they are currently on a prepaid structure, they will be required to migrate to a conventional tariff structure.
- 7.5 All residential customers who would be willing to invest in embedded generation with the purpose of supplementing their electricity supply from City Power, will have to be on a time-of-use conventional tariff structure. If they are currently on a prepaid structure, they will be required to migrate to the time-of-use conventional tariff structure.
- 7.6 Embedded generators that are at any time capable of feeding energy back into the grid will require meters with bidirectional metering capability.
- 7.7 All parties that would invest in generating electricity capacity and who would elect to only feed into the grid (and never draw from the grid) will be treated as an additional supplier under a negotiated power purchase agreement.

7.8 Embedded generation tariff is only applicable to maximum generation capacity of 1MW

## GENERAL MISCELLANEOUS SERVICES FEES

City Of Johannesburg			
Schedule Of Tariffs For The Period July 2022- June 2023			
In terms of Sections 17(3)(a)(ii) and 22(a)(i) and (ii) of the Local Government: Municipal Finance Management Act, 2003 (Act 56 of 2003) and Sections 21(1) and (3), 21A and 75A(3) and (4) of the Local Government: Municipal Systems Act, 2000 (Act 32 of 2000) as amended, it is hereby notified that the City of Johannesburg has, in terms of Sections 11(3)(i) and 75A(1) and (2) of the Local Government: Municipal Systems Act, 2000 (Act 32 of 2000) as amended, read with Section 24(2)(c)(ii) of the Local Government: Municipal Finance Management Act, 2003 (Act 56 of 2003), amended its Tariff of Charges for Electricity Services with effect from 1 July 2018			
GENERAL MISCELLANEOUS SERVICES FEES			
1,00	Type of service (Requested by or caused by the customer)	Amount	Amount inc VAT
1,01	Replacement of the Split-Pre Pay Meter Customer meter card-	R 55,30	R 63,60
1,02	Replacement of the Split-Pre Pay Meter Customer Interface Unit or keypad-	R 525,39	R 604,20
1,03	On site Special Meter Reading of a Non programmable 80A Single phase Meter	R 580,70	R 667,80
1,04	On site Special Meter Reading of a Programmable 80A Single Phase Meter	R 949,39	R 1 091,80
1,05	Tariff Change from Three-Part Seasonal Tariff to Three-Part Flat Tariff or vice versa charge - no meter change or meter reading required	R 313,39	R 360,40
1,06	Tariff Change from Domestic Tariff to Domestic Time of Use (TOU) Tariff include on site Special meter Reading (Smart Meter suitable)	R 580,70	R 667,80
1,07	Tariff Change from Domestic Tariff to Domestic Time of Use (TOU) Tariff include on site Special meter Reading (Require a Meter Change )	R 1 161,39	R 1 335,60
1,08	For testing the accuracy of a 80A meter:	R 580,70	R 667,80
1,09	For Testing the accuracy of a meter for a supply > 70 kVA:	R 3 345,91	R 3 847,80
1,10	On site Special Meter Reading and Firm Ware Upgrade for Single Phase SMART METER up to 17.5kVA	R 912,52	R 1 049,40
1,11	On site Special Meter Reading and Firm Ware Upgrade for Three Phase SMART METER up to 56kVA	R 1 401,04	R 1 611,20
1,12	Contractor's visit: Customer side not ready for connection ..	R 1 142,96	R 1 314,40
1,13	For each attendance as a result of a complaint of loss of supply caused by the consumer's own electrical installation.	R 580,70	R 667,80
1,14	Tampering with load management equipment and or bypassing of the equipment (single dwelling)	R 4 120,17	R 4 738,20
1,15	Tampering with load management equipment and or bypassing of the equipment (Multiple dwelling - Rate per dwelling)	R 4 120,17	R 4 738,20
1,16	Warning Notice of the Impending Disconnection of supply less than 56 Kva--Due to charges in arrears_ No change to meter & MCB)	R 479,30	R 551,20
1,17	Disconnection or isolation of supply less than 56 kVA only --Due to charges in arrears_ (no change to meter & MCB)	R 912,52	R 1 049,40
1,18	Re-connection of supply less than 56 kVA only--Due to charges in arrears_ (Conventional Meter charged by COJ)	R 912,52	R 1 049,40
1,19	Re-connection of supply less than 56 kVA only--Due to charges in arrears_ (no change to meter & MCB)	R 2 387,30	R 2 745,40
1,20	Re-connection of supply less than 56 kVA only--Due to charges in arrears_ (no change to meter & MCB)	R 2 387,30	R 2 745,40
1,21	Re-connection of supply less up to 17 kVA only--Due to illegal connection, tampering or bypassing of the energy meter or its supply. (no change to meter & MCB)	R 6 710,26	R 7 716,80
1,22	Re-connection of supply up to 56 kVA only--Due to illegal connection, tampering or bypassing of the energy meter or its supply. (no change to meter & MCB)	R 13 687,83	R 15 741,00
1,23	Re-connection of supply greater than 56 kVA only--Due to illegal connection, tampering or bypassing of the energy meter or its supply. (no change to meter & MCB) per ampere above 100 amperes	R 138,26	R 159,00
1,24	Replacing a pole any excluding light fitting (New)	R 3 226,09	R 3 710,00
1,24	Replacing of light fitting including bulb (New)	R 1 843,48	R 2 120,00



OTHER MISCELLANEOUS SERVICES FEES FOR SPLV AND LARGE POWER USERS			
2,00	Type of service (Requested by or caused by the customer)	Amount	Amount inc VAT
2,01	On site Special Meter Reading and Firm Ware Upgrade for SMART METER	R 1 649,91	R 1 897,40
2,02	Tariff Change from Business to Demand Tariff: Special reading of a Programmable AMR Meter (Service connection suitable)	R 1 649,91	R 1 897,40
2,03	Tariff Change from Demand Tariff to Demand Time of Use (TOU) Tariff include Special meter Reading (Smart Meter suitable)	R 1 649,91	R 1 897,40
2,04	Tariff Change from Demand Tariff to Demand Time of Use (TOU) Tariff include Special meter Reading (Require a Meter Change)	R 2 746,78	R 3 158,80
2,05	For each subsequent testing of a consumer's main low voltage circuit breaker	R 1 096,87	R 1 261,40
2,06	Tariff Change from Demand Tariff to Business Tariff the Service Connection Requires to be Downgrade to 150A	Actual Fee less min fee of the detail design fee of R11,000.00	
2,07	Disconnection or isolation for all SPLV & MV supply	R 6 055,83	R 6 964,20
2,08	Re-connection of supply for all SPLV & MV supply	R 6 055,83	R 6 964,20
2,09	For any work carried out by City Power for the benefit of and at the request of the applicant	R 12 111,65	R 13 928,40
2,10	Relocation or the Removal of supply equipment	Actual Fee less min fee of the detail design fee of R11,000.00	
2,11	After normal business hours surcharge	Twice normal fee	Twice normal fee plus VAT

OTHER MISCELLANEOUS SERVICES FEES FOR EVENTS			
3.00	Type of service (Requested by or caused by the customer)	Amount	Amount inc VAT
3.01	Generator hired for Standby only not running	Its per quotation per generator size	
3.02	Generator hired for Standby but it running all the time	Its per quotation per generator size including Diesel	
3.03	VOC Resouces during Sports excluding technical team per event	R 1 106,09	R 1 272,00
3.04	Technical Team Resouces during Sports per event per team of two	R 1 474,78	R 1 696,00
3.05	For each subsequent testing of a consumer's main low voltage circuit breaker	R 1 096,87	R 1 261,40
3.06	Assisting to any plugs and light fittings for any events per event	Its per quotation according to number of plugs and lighting	

City Of Johannesburg

Schedule Of Tariffs For The Period July 2022- June 2023

In terms of Sections 17(3)(a)(ii) and 22(a)(i) and (ii) of the Local Government: Municipal Finance Management Act, 2003 (Act 56 of 2003) and Sections 21(1) and (3), 21A and 75A(3) and (4) of the Local Government: Municipal Systems Act, 2000 (Act 32 of 2000) as amended, it is hereby notified that the City of Johannesburg has, in terms of Sections 11(3)(i) and 75A(1) and (2) of the Local Government: Municipal Systems Act, 2000 (Act 32 of 2000) as amended, read with Section 24(2)(c)(ii) of the Local Government: Municipal Finance Management Act, 2003 (Act 56 of 2003), amended its Tariff of Charges for Electricity Services with effect from 1 July 2018

RECONNECTIONS MISCELLANEOUS SERVICES FEES

4.00	Type of service (Reconnection fees when customer bypassed or bridged meters for all categories and customer types)	Penalty Fee	Reconnection Fee	Total Excl VAT	Amount inc VAT
4.01	Single Phase less or equal to 60/80 Amp (Tempering and/or bypassing of the equipment or meter or supply (All types of Dwelling)	R 4 120,00	R 7 155,00	R 11 275,00	R 12 966,25
4.02	Three Phases less or equal to 60/80 Amp (Tempering and/or bypassing of the equipment or meter or supply (Single Dwelling)	R 4 120,00	R 18 550,00	R 22 670,00	R 26 070,50
4.03	Pensioners (NB:- The first cut only or only once)	R 4 120,00	R 0,00	R 4 120,00	R 4 738,00
4.04	Three Phases above 100kVA	R191,90/kVA after 100kVA	R 7 155,00	To be calculated	To be calculated

## SERVICE CONNECTION FEES

For all new Domestic and Non-domestic supplies					
Up to 56 kVA @ 400V or 230V AC Pre-Paid or Conventional Meter					
3	<p>City Power will install a new domestic or non-domestic supply and provide and install a pre-paid power line split meter or a conventional credit kWh meter in the customer's meterbox via a new service cable from City Power's distribution point</p> <p>The customer is to provide and install all the low voltage equipment and a meter box on the stand boundary with street frontage</p>				
Item	Size	Connection fee	Maximum network capacity fee	Total connection fee	Inc. VAT
3a	1 Phase <=80 Amp ( New meter box and new cable to be provided on the boundary)	R 7 050,00	R 0,00	R 7 050,00	R 8 107,50
	3 Phase <= 80 Amp ( New meter box and new cable to be provided on the boundary)	R 18 825,00	R 47 800,00	R 66 625,00	R 76 618,75

New Domestic and Non-domestic service connections up to 56kVA @ 400V AC or 230V AC (Developer installed reticulation)					
3 cont	<p>Up to 56 kVA @ 400V or 230V AC</p> <p>Where the Developer has installed the service cable from City Power's distribution point to accommodate the capacity of the new domestic or non-domestic supply, ( in specified areas only )</p> <p>The customer is to provide and install all internal low voltage equipment and the Communal Meter Kiosk on the stand/Erf boundary with street frontage</p> <p>City power will provide and install A Power Line Carrier (PLC) Split Prepaid meter or conventional credit meter in the communal meter receptacle on the stand/Erf boundary</p>				
Item	Size	Connection fee	Maximum network capacity fee	Total connection fee	Inc. VAT
3b	1 Phase <=80 Amp ( New meter box to be provided on the boundary) _ On application to planning	R 2 615,00	R 0,00	R 2 615,00	R 3 007,25
	3 Phase <= 80 Amp ( New meter box to be provided on the boundary) On application to planning	R 6 000,00	R 0,00	R 6 000,00	R 6 900,00

New Prepaid Domestic for Electrification Projects.					
Split Prepaid Supplies 12 kVA @ 230V AC					
Item	Size	Connection fee	Maximum network capacity fee	Total connection fee	Inc. VAT
3c	New 50 Amp Prepaid supplies (infrastructure / Meter and connection fee subsidised by DME / USDG funds)	R 675,00	R 0,00	R 675,00	R 776,25

Conversion from a Conventional Credit Meter to Prepaid meter.					
4	<p>City power will provide and install A Power Line Carrier (PLC) Split Prepaid meter and or an On site Special Meter Reading and Firm Ware Upgrade of the SMART METER up to 56kVA.</p> <p>The customer is to provide and install all internal low voltage equipment and the meter box on the stand/Erf boundary</p> <p>City power will replace the existing Meter/s in the existing meter box on the stand/Erf boundary via the Existing service cable</p>				
Item	Size	Connection fee	Maximum network capacity fee	Total connection fee	Inc. VAT
4a	1 Phase <=80 Amp (Existing meter box on boundary using existing cable and or an "On site Special Meter Reading and Firm Ware Upgrade" for Single Phase SMART METER)	R 1 100,00	R 0,00	R 1 100,00	R 1 265,00
4b	3 Phase <=80 Amp (Existing meter box on boundary but using existing cable and or an On site Special Meter Reading and Firm Ware Upgrade for Three Phase SMART METER)	R 1 950,00	R 0,00	R 1 950,00	R 2 242,50

Increase of capacity of service connection up to 56 kVA @ 400V or 230VAC					
5	Increase in capacity- Change of the Main Miniature Circuit Breaker size (MCB) The customer is to provide and install all internal low voltage equipment and the meter box on the stand/Erf boundary				
Item	Size	Connection fee	Maximum network capacity fee	Total connection fee	Inc. VAT
5a	1 Phase 60A to 80 Amp change MCB only (Existing meter box & cable on boundary)	R 1 450,00	R 4 780,00	R 6 230,00	R 7 164,50
	1 Phase 60A to 80 Amp ( New meter box to be provided on the boundary in line with the existing service cable npe)	R 3 750,00	R 4 780,00	R 8 530,00	R 9 809,50
	1 Phase 60A to 80 Amp ( New meter box to be provided on the boundary that requires a new service cable )	R 7 250,00	R 4 780,00	R 12 030,00	R 13 834,50
	1Phase 60A or 80A to 3 Phase 80 A (New meterbox on the boundary)	R 18 825,00	R 47 800,00	R 66 625,00	R 76 618,75
5b	3 Phase 60A to 80 Amp change MCB only (Existing meter box on boundary)	R 2 750,00	R 14 340,00	R 17 090,00	R 19 653,50
	3 Phase 60A to 80 Amp ( New meter box to be provided on the boundary in line with the existing service cable )	R 9 500,00	R 14 340,00	R 23 840,00	R 27 416,00
	3 Phase 60A to 80 Amp ( New meter box to be provided on the boundary in line with the NEW service cable )	R 18 825,00	R 14 340,00	R 33 165,00	R 38 139,75

Reduction of Supplies up to 56 kVA @ 400V or 230V AC					
5 cont	Reduction of Supply from 56 kVA @ 400V AC to 18 kVA or 230V AC : Change of number of phases from Three (3) Phase to Single Phase 1by <= 80 Amp The customer is to provide and install all internal low voltage equipment and the meter box on the stand/Erf boundary				
Item	Size	Connection fee	Maximum network capacity fee	Total connection fee	Inc. VAT
5c	1 Phase <=80 Amp (Change the MCB only, in the existing meter box on boundary)	R 1 450,00	R 0,00	R 1 450,00	R 1 667,50
	1 Phase <=80 Amp ( New meter box to be provided on the boundary in line with the existing service cable )	R 3 750,00	R 0,00	R 3 750,00	R 4 312,50
	1 Phase <=80 Amp ( New meter box to be provided on the boundary that requires a new service cable )	R 7 250,00	R 0,00	R 7 250,00	R 8 337,50

New Point of entry					
6	New Point of entry, where the applicant has installed a new meter box on the stand/Erf boundary as well as all the internal low voltage equipment. City power will relocate the existing meter/s or replace them with a similar meter/s in the New meter box on the stand/Erf boundary via the existing or new service cable				
Item	Size	Connection fee	Maximum network capacity fee	Total connection fee	Inc. VAT
6a	1 Phase <=80 Amp ( New meter box on boundary via the existing cable))	R 3 750,00	R 0,00	R 3 750,00	R 4 312,50
6b	3 Phase <=80 Amp ( New meter box to be provided on the boundary via the existing cable)	R 9 625,00	R 0,00	R 9 625,00	R 11 068,75

Low voltage large power user service connections (LV LPU) 70kVA - 1000kVA @ 400 V AC						
7	These Service Connection Fees Are For Proclaimed Townships Only.					
	LV LPU Service Connections between 70 kVA and 1000 kVA @ 400V AC - On application to City Power Capital Planning					
Note:#1a_ The maximum network capacity fee or the lesser of the difference between the applied capacity less the entitled (Zoned) capacity at the low voltage network rate is payable to cover the capital cost of the additional spare capacity that has been applied for						
Note:#1b_ The minimum network capacity fee for Res 1 developments will be limited to a summated ADMD of 5kVA/1000 and a notified demand of a maximum of 17.5kVA per connection, unless a to the registration of a "Servitude of Restraint" limiting the capacity of the proposed individual portions of the development						
Item	Size	Non refundable Design fee	Connection fee	Maximum network capacity fee	Total connection fee	Inc. VAT
7a	70 kVA	R 30,000.00	R 225 000,00	R 266 350,00	R 491 350,00	R 565 052,50
	105kVA	R 30,000.00	R 285 000,00	R 399 525,00	R 684 525,00	R 787 203,75
	140kVA	R 30,000.00	R 335 000,00	R 532 700,00	R 867 700,00	R 997 855,00
	175kVA	R 30,000.00	R 380 000,00	R 665 875,00	R 1 045 875,00	R 1 202 756,25
	210kVA	R 30,000.00	R 485 000,00	R 799 050,00	R 1 284 050,00	R 1 476 657,50
7b	315kVA	R 30,000.00	R 690 000,00	R 1 198 575,00	R 1 888 575,00	R 2 171 861,25
	400 kVA	R 30 000,00	R 817 500,00	R 1 522 000,00	R 2 339 500,00	R 2 690 425,00
	500kVA	R 30,000.00	R 875 000,00	R 1 902 500,00	R 2 777 500,00	R 3 194 125,00
	630kVA	R 30,000.00	R 965 000,00	R 2 397 150,00	R 3 362 150,00	R 3 866 472,50
	1000kVA	R 30,000.00	R 1 350 000,00	R 3 805 000,00	R 5 155 000,00	R 5 928 250,00

All new large power user- low voltage supplies. > 56kVA in proclaimed townships where the developer has provided the miniature substations as part of the township reticulation infrastructure to the designed capacity					
	Size	Non refundable Design fee	Connection fee	Note:#1_ Network capacity fee	Total Service Connection fee
7c	LV LPU 70 kVA - 1000 kVA @ 400 V AC	R 15 000,00	On application -Actual Fee (min fee as per detail design fee)	On application -	On application -Actual Fee(min fee as per detail design fee)

Medium voltage large power user service connections (MV LPU) 800kVA - 2500kVA @ 11 000 V / 6 600 V AC						
8	MV LPU Service connections with a capacity between 800kVA and 2500kVA @ 11 000 V AC or 6 600 V AC					
	On application to City Power Capital Planning					
	City power will provide and install a bulk metering kiosk on the stand/Erf boundary for service connections less than 2500 kVA					
Note:#1a_ The maximum network capacity fee or the lesser of the difference between the applied capacity less the entitled (Zoned) capacity at the medium voltage network rate is payable to cover the capital cost of the additional spare capacity that has been applied for						
Note:#1b_ The minimum network capacity fee for Res 1 developments will be limited to a summated ADMD of 5kVA/1000 and a notified demand of a maximum of 17.5kVA per Connection, unless there is a "Servitude of Restraint" limiting the capacity of the proposed individual portions of the development						
Item	Size	Non refundable Design fee	Connection fee	Maximum network capacity fee	Total connection fee Excl. VAT	Total connection fee Inc. VAT
8a	800 kVA	R 30,000.00	R 700 000,00	R 3 044 000,00	R 3 744 000,00	R 4 305 600,00
	1000 kVA	R 30,000.00	R 730 000,00	R 3 805 000,00	R 4 535 000,00	R 5 215 250,00
	1200 kVA	R 30,000.00	R 850 000,00	R 4 566 000,00	R 5 416 000,00	R 6 228 400,00
	1500 kVA	R 30,000.00	R 940 000,00	R 5 707 500,00	R 6 647 500,00	R 7 644 625,00
	2000 kVA	R 30,000.00	R 1 150 000,00	R 7 610 000,00	R 8 760 000,00	R 10 074 000,00
	2500 kVA	R 30,000.00	R 1 350 000,00	R 9 512 500,00	R 10 862 500,00	R 12 491 875,00
8b	All new MV LPU service connections with a capacity greater than 2500 kVA	R 30,000.00	On application -Actual Fee (min fee as per detail design fee)	Fee at point of connection x difference between capacity applied for and entitlement	On application -Actual Fee (min fee as per detail design fee)	On application -Actual Fee (min fee as per detail design fee)

All Connections In Areas Zoned Agricultural Holdings, additional service connections to Erven e.g. Mobile cellular towers and connections in the road reserve					
Note:#3_ The Maximum Network capacity fee or the lesser of the difference of the Applied capacity less the entitled (Zoned) capacity at is payable to cover the Capital cost of the additional Spare capacity Applied for					
9a	All connections in areas zoned agricultural holdings. Limited to 55kVA				
	Enquiry fees	Connection fee	Maximum network capacity fee	Total connection fee	Inc. VAT
	No Charge	On application -Actual Fee (min fee as per items 1a)	On application -	(min fee as per item 1a)	On application -Actual Fee(min fee as per detail design fee)
9b	All connections in area zoned agricultural holdings with additional consent uses -Greater than 55kVA -				
	R 30000	On application -Actual Fee (min fee as per detail design fee)	On application	On application -Actual Fee	On application -Actual Fee(min fee as per detail design fee)
Engineering Study Fees					
10	For engineering studies for small scale embedded generation and / wheeling, based on the capacity size (per investigation)				
Item	Capacity of generation plant			Study fee	Inc. VAT
10a	0 - 350 kVA @ 400 V or 230 V AC (No study required)			No Charge	No Charge
	0 - 350 kVA @ 400 V AC (Study required)			R 4 000,00	R 4 600,00
	351 kVA - 1000 kVA @ 400 V AC			R 4 000,00	R 4 600,00
	800 kVA - 10 MVA @ 11 000 V or 6 600 V AC			R 17 500,00	R 20 125,00
	> 10 MVA @ 11 000 V or 6 600 V AC			R 45 000,00	R 51 750,00

Contribution towards the Shared Electrical Engineering Services		
<p>In terms of Sections 121 of the Town Planning and Township Ordinance 15 of 1986: The applicant will be required to contribute towards the capital costs for the establishment of the "Shared" external electrical services up to the point of common coupling, that will required to service the affected land parcel, as a result of a rezoning amendment scheme applications or for the establishment of new township</p> <p>The contribution will be dependent on the required capacity and the point of common coupling to the Shared services as outlined in the table below</p>		
Contribution towards the Shared External Electrical Engineering Services		
Point of Common Coupling to the Shared Electrical Engineering Services	Supply capacity at the Point of Common Coupling	Rate of contribution R/kVA
In feed Point	>150MVA @88kV	R 670,00
HV 132 / 88kV Transmission Line	>18,0MVA	R 1 640,00
HV 132 / 88 kV Primary Substation	6,000 MVA < x < 18,000MVA	R 1 640,00
MV 6.6 / 11kV Satellite Substation	2,500 MVA < x < 6,000 MVA	R 2 738,00
MV 6.6 / 11kV Distributer Ring	56 kVA < x < 2,500 kVA	R 3 805,00
Low Voltage SDB/CMK	0 kVA < x < 56 kVA	R 4 780,00

The year-on-year tariff increases are listed for the three financial periods

Customer Segments	FY2122	FY2223	FY2324	FY2425
Large Power User (MV-TOU)	14,59%	7,73%	10,00%	10,00%
Large Power User (LV-TOU)	14,59%	7,72%	10,00%	10,00%
Large Power User (MV-Demand )	14,59%	7,47%	10,00%	10,00%
Large Power User (LV-Demand)	14,59%	7,47%	10,00%	10,00%
Business Conventional	11,63%	7,34%	10,00%	10,00%
Business Prepaid	14,59%	7,47%	10,00%	10,00%
Agricultural	14,59%	7,47%	10,00%	10,00%
Residential Conventional	14,59%	7,47%	10,00%	10,00%
Residential Prepaid	14,59%	7,47%	10,00%	10,00%
Reseller Residential Conventional	14,59%	7,47%	10,00%	10,00%
Reseller Business Conventional	14,59%	7,47%	10,00%	10,00%
<b>Overall Average Increase</b>	14.18%	7,49%	10,00%	10,00%

The Proposed tariffs for FY22/23 are exclusive of the 6c/kWh Network Surcharge, 2% Surcharge on Business and Large Power Users and VAT:

SEGMENT	Supply Position	Block	Service Charge R/month	Capacity Charge R/month	Maximum Demand		Energy Charge	
					Summer R/kVA	Winter R/kVA	Summer c/kWh	Winter c/kWh
Domestic 1 Ø	230 V	60	181,94	535,98				
		0 - 500					175,38	175,38
		501 - 1000					201,27	201,27
		1001 - 2000					216,12	216,12
		2001 - 3000					228,02	228,02
		> 3000					239,21	239,21
Domestic 1 Ø	230 V	80	181,94	589,35				
		0 - 500					175,38	175,38
		501 - 1000					201,27	201,27
		1001 - 2000					216,12	216,12
		2001 - 3000					228,02	228,02
		> 3000					239,21	239,21
Domestic Prepaid	230 V	0 - 350		0,00			182,37	182,37
		350 - 500					209,19	209,19
		>500					238,36	238,36
Reseller Domestic (Conventional)	230 V	80	182,80	737,62				
		0 - 500					157,42	157,42
		501 - 1000					181,74	181,74
		1001 - 2000					195,67	195,67
		2001 - 3000					206,85	206,85
		> 3000					217,35	217,35
Robot Intersections						341,90	341,90	
Streetlights & Billboard per Luminaire						383,27	383,27	

SEGMENT	Supply Position	Units	Block	Service Charge R/month	Capacity Charge R/month	NW Access Charge R/kVa	Maximum Demand Summer R/kVA	Maximum Demand Winter R/kVA	Energy Charge Summer c/kWh	Energy Charge Winter c/kWh
Large Customer - TOU	HV	kVA kWh kWh kWh	Peak Standard Off-peak	2 027,70	26 232,93	0,00	240,67	240,67	208,56 157,03 120,70	496,29 189,49 129,83
Large Customer - TOU	MV	kVA kWh kWh kWh	Peak Standard Off-peak	2 010,73	5 592,24	0,00	258,79	258,79	208,56 157,03 120,70	496,29 189,49 129,83
Large Customer - TOU	LV	kVA kWh kWh kWh	Peak Standard Off-peak	1 462,34	1 307,39	0,00	276,90	276,90	208,56 157,03 120,70	496,29 189,49 129,83
Large Customer	MV	kVA kWh		1 096,75	5 922,58	0,00	258,79	258,79	173,00	204,76
Large Customer	LV	kVA kWh		913,97	1 395,72	0,00	276,87	276,87	185,32	217,06
Large Customer Reactive Energy	c/kVArh								29,04	
Business	400 V	kVA kWh kWh kWh kWh kWh	< 50 0 - 500 501 - 1000 1001 - 2000 2001 - 3000 > 3000	548,39	525,78				244,24 268,07 281,11 291,37 300,83	255,68 278,36 290,78 300,55 309,54
		kVA kWh kWh kWh kWh kWh	< 100 0 - 500 501 - 1000 1001 - 2000 2001 - 3000 > 3000	548,39	751,34				244,24 268,07 281,11 291,37 300,83	255,68 278,36 290,78 300,55 309,54
Business Prepaid	400 V	kVA kWh kWh kWh kWh kWh	< 50 0 - 500 501 - 1000 1001 - 2000 2001 - 3000 > 3000	0,00	0,00				274,62 300,38 314,65 325,88 336,21	274,62 300,38 314,65 325,88 336,21
Reseller Business (Conventional)	400 V	kVA kWh kWh kWh kWh kWh	< 50 0 - 500 501 - 1000 1001 - 2000 2001 - 3000 > 3000	548,39	525,78				242,42 266,78 280,12 290,61 300,28	255,31 278,42 291,07 301,02 310,18

SEGMENT	Supply Position	Block	Service Charge R/month	Capacity Charge R/month	Maximum Demand Summer R/kVA	Maximum Demand Winter R/kVA	Energy Charge Summer c/kWh	Energy Charge Winter c/kWh
Agricultural	400 V		548,39	737,62			204,94	237,17
Domestic TOU	230 V	80 Peak Standard Off-peak	181,94	734,17			212,65 168,22 132,34	489,23 200,41 141,42
Domestic 3 Ø Seasonal	230 V	80 0 - 500 501 - 1000 1001 - 2000 2001 - 3000 > 3000	181,94	734,17			166,81 192,70 207,55 219,45 230,63	199,00 224,89 239,74 246,78 262,83
Domestic 1 Ø Seasonal	230 V	80 0 - 500 501 - 1000 1001 - 2000 2001 - 3000 > 3000	181,94	589,35			166,81 192,70 207,55 219,45 230,63	199,00 224,89 239,74 246,78 262,83
Domestic 3 Ø	230 V	80 0 - 500 501 - 1000 1001 - 2000 2001 - 3000 > 3000	181,94	734,17			175,38 201,27 216,12 228,02 239,21	175,38 201,27 216,12 228,02 239,21

#### EMBEDDED GENERATION TARIFF

<b>Residential Embedded Generator Energy Charge (c/kWh)</b>	<b>70,70</b>
<b>Business and Large Power User Embedded Generator Energy Charge (c/kWh)</b>	<b>58,59</b>



## ANNEXURE 3: REFUSE REMOVAL

### REFUSE CHARGE AND CITY CLEANING LEVY

#### Refuse Charge

The table below depicts the property categories in terms of their values and related refuse charges aligned to each category.

Property Categories		Current Tariffs (2021/22)	Proposed Tariffs (increased by 5%) (2022/23)	Increase 5%
From	To			
0	R350 000	Exempt	Exempt	-
R350 001	R500 000	R147	R154	R7
R500 001	R750 000	R194	R204	R10
R750 001	R1 000 000	R245	R257	R12
R1 000 001	R1 500 000	R258	R271	R13
R1 500 001	R2 500 000	R360	R378	R18
R2 500 001	R5 000 000	R375	R394	R19
R5 000 000>		R384	R403	R19

#### City Cleaning Levy (CCL)

The property categories listed below relate to CCL which is levied on properties zoned as non-residential including vacant land and all agricultural properties as reflected in City's land information systems (LIS).

Property Categories		Current Tariff (2021/22)	Proposed Tariffs (increased by 5%)	Increase 5%
From	To			
0	R350 000	Exempt	Exempt	-
R350 001	R500 000	R201	R211	R10
R500 001	R1 500 000	R203	R213	R10
R1 500 001	R2 500 000	R291	R306	R15
R2 500 001	R5 000 000	R299	R314	R15
R5 000 001	R7 500 000	R464	R487	R23
R7 500 001	R10 000 000	R484	R508	R24
R10 000 001	R30 000 000	R650	R683	R33
R30 000 000>		R825	R866	R41

#### Non-Sectional Title Properties

The tariffs below apply to properties other than sectional title properties used for habitation and charged as follows:

- a) Non-sectional title properties with multiple living units will be **R101** per unit

- b) Non-sectional title properties containing living rooms will be **R42** per room with shared facilities per month

## **LANDFILL DISPOSAL FEES/TARIFFS**

### **Disposal fees/tariff (5% adjustment)**

The categories below reflect charges for the waste disposed of at various landfills sites within the City. This method of waste disposal involves treatment of waste materials by burial and is categorised and charged per type and weight being disposed of as follows:

	Tariff (excl. vat)
(a) Refuse Disposal for each 500kg - Except Special Industrial Waste	R 133
(b) Refuse Disposal for each 250kg - Special Industrial Waste	R 133
(c) Refuse Disposal - Except Special Industrial Waste done after 12:00pm on Saturday, the whole day on Sunday and Public Holidays	R 160
(d) Refuse Disposal - organic (garden) waste (Free at Garden Sites)	R141
(e) Refuse Disposal - Soil and Other Material Suitable for Covering Landfills	<b>R 0</b>
(f) Refuse Disposal Outside of COJ- Soil and Other Material Suitable for Covering Landfills	R 198

### **Landfill safe disposal (per ton)**

The tariffs in this category relates to safe disposal of putrescible (food) waste at City landfill sites for which destructible certificates are issued. This service is charged per ton of waste disposed as follows:

	Tariff (excl. vat)
(a) Price per ton	R 3 345
(b) Price per 500kg and under	R 1 674

## **ANNEXURE 4**

### **AMENDMENT OF TARIFF OF CHARGES FOR WATER SERVICES AND SEWERAGE AND SANITATION SERVICES**

In terms of:

The Local Government: Municipal Finance Management Act, 2003 (Act 56 of 2003) as amended: Sections 17(3)(a)(ii), and 22(a)(i) and (ii) ;  
the Local Government Municipal Systems Act, 2000 (Act 32 of 2000) as amended: Sections 21(1) and (3), 21A and 75A(3) and (4) ; it is hereby notified that the City of Johannesburg has, in terms of Sections 11(3)(i) and 75A(1) and (2) of the Local Government: Municipal Systems Act, 2000 (Act 32 of 2000) as amended, read with Section 24(2)(c)a(ii) of the Local Government: Municipal Financial Management Act, 2003 (Act 56 of 2003), amended its tariff of charges for Water Services with effect from 1 July 2021. A 2% surcharge is levied on business customers.

#### **1. DEFINITIONS**

For the purposes of this tariff of charges, the following definitions will apply:

- 1.1. "Dwelling unit" means one or more rooms including kitchen/s designed as a unit for occupancy for purpose of cooking, living and sleeping which includes nearby outbuildings, sheds and granny flats within the curtilage of the property excluding multi dwellings and flats.
- 1.2. "Multi-dwelling" means any arrangement of premises that comprises more than one dwelling unit, including semi-detached houses, simplex units, townhouses, block of flats and any other arrangement of residential premises;
- 1.3. "Mixed use" means any dwelling, with or without appurtenant outbuildings, and used for more than one purpose (excluding any such units used merely for purposes incidental to such other purposes which constitute the main activities on the premises), where water consumed in all such units is metered by one meter supplied by Johannesburg Water for any quantity of water supplied, the aggregate consumption be divided by the number of dwelling units.
- 1.4. "Service Level 1" shall mean a service delivery option consisting of water supply from communal water points located within 200 metres of each other.
- 1.5. "Service Level 3" shall mean a service delivery option consisting of a metered pressured water connection to each stand or erf that can legally be connected by the developer/owner to the dwelling (or any other point on the property);
- 1.6. "ESP" means Expanded Social Package policy;

- 1.7. "Residential purposes" shall be deemed not to include the letting of accommodation units for any category of hotel uses, which shall be deemed to constitute use for commercial purposes;
- 1.8. "Institution" means public tertiary educational institutions, public schools, public hospitals; orphanages, old aged homes and other welfare organisation registered under social development; sport clubs or premises used for public worship, including halls or other buildings used for religious purposes. Student accommodation owned by institutions as defined herein will be covered under institutions.
- 1.9. "Commercial / Industrial" refers to the supply of water to premises other than those provided for in clauses 2, 3 and 4.2.
- 1.10. "Prepayment meter" means a meter that can be programmed to limit the flow of water into a water installation to the amount which has been previously purchased;
- 1.11. "Conventional water meter" refers to the where the account is issued subsequent to the consumption of water.
- 1.12. "Per month" in the tariffs is based on a meter reading period of 365.25 days per year divided by 12 months in a year which equals 30,4375 days. Meter reading periods that are longer or shorter are adjusted proportionately.
- 1.13. "Disconnection" means interrupting, restriction or terminating the supply of water to a meter as a consequence of credit control measures or the commission of an offence in terms of the By-laws;
- 1.14. "Level 1 Disconnection" refers to the disconnection or restriction or termination of water services, which is instituted as a credit control measure;
- 1.15. "Level 3 Disconnection" refers to the complete removal of a water connection to a property from the water distribution supply pipe up to and including the water meter.
- 11.16. "Illegal Connection" means any connection or reconnection to a water system and or tampering with such system through which water services are provided including the meter, which is not authorised or approved by the Municipality or an Authorised Official in contravention of the By-Laws, any other by-laws of the Municipality, Act or Regulation;
- 11.17. "Repeat Offender means a customer who has committed an illegal connection more than three (3) times within a period of twelve-month and or whose services were disconnected with a Level 3 Disconnection within a period of five (5) years.

## **2. Residential Consumers**

### **2.1 Conventional water meters**

#### **2.1.1 Dwelling unit:**

The supply of water to any dwelling where such a dwelling unit has its own meter supplied by Johannesburg Water and is used for residential purposes.

- (a) For the first 6 kilolitres: Free.
- (b) In excess of 6 kilolitres up to 10 kilolitres: R22.26 per kilolitre per month.
- (c) In excess of 10 kilolitres up to 15 kilolitres: R23.23 per kilolitre per month.
- (d) In excess of 15 kilolitres up to 20 kilolitres: R32.57 per kilolitre per month.
- (e) In excess of 20 kilolitres up to 30 kilolitres: R45.01 per kilolitre per month.
- (f) In excess of 30 kilolitres up to 40 kilolitres: R49.23 per kilolitre per month.
- (g) In excess of 40 kilolitres up to 50 kilolitres: R62.11 per kilolitre per month.
- (h) In excess of 50 kilolitres: R66.56 per kilolitre per month.
- (i) A water demand management levy of R31.08 per calendar month per unit.

#### **2.1.2 Multi dwelling units:**

The supply of water to multi dwelling where water consumed in all such units are metered by one or a combination of meters supplied by Johannesburg Water, but not individually metered by meters: the combined aggregate consumption be divided by the number of dwelling units:

- (a) For the first 6 kilolitres: Free;
- (b) In excess of 6 kilolitres up to 10 kilolitres: R22.26 per kilolitre per month.
- (c) In excess of 10 kilolitres up to 15 kilolitres: R23.23 per kilolitre per month.
- (d) In excess of 15 kilolitres up to 20 kilolitres: R32.57 per kilolitre per month.

(e) In excess of 20 kilolitres up to 30 kilolitres: R45.01 per kilolitre per month.

(f) In excess of 30 kilolitres up to 40 kilolitres: R49.23 per kilolitre per month.

(g) In excess of 40 kilolitres up to 50 kilolitres: R62.11 per kilolitre per month.

(h) In excess of 50 kilolitres: R66.56 per kilolitre per month.

(i) A water demand management levy of R31.08 per calendar month per unit.

### 2.1.3 Tariffs when there's water restriction – (Dwelling unit and multi dwelling units)

For the supply of water where at least a Water restriction has been declared by the Department of Water and Sanitation.

	2022/23	CONVENTIONAL WATER RESTRICTIONS							
Band	Normal Tariff	Level 1 - 15%	Level 2 - 20%	Level 3 - 25%	Level 4 - 30%	Level 5 - 35%	Level 6 - 40%	Level 7 - 45%	Level 8 - 50%
	(R/kl)	(R/kl)	(R/kl)	(R/kl)	(R/kl)	(R/kl)	(R/kl)	(R/kl)	(R/kl)
0-6	-	-	-	-	-	-	-	-	-
> 6-10	22,26	23.86	25.35	27.04	28.97	31.20	33.80	36.88	40.56
>10-15	23,23	24.90	26.46	28.22	30.24	32.57	35.28	38.49	44.23
>15-20	32,57	34.92	37.10	39.57	42.40	45.66	49.47	53.96	63.10
>20-30	45,01	48.25	51.26	54.68	58.59	63.09	68.91	78.04	90.93
>30-40	49,23	52.77	56.07	59.81	64.08	69.01	86.80	96.09	107.62
>40-50	62,11	71.11	81.81	88.18	95.63	104.46	147.56	251.19	467.00
>50	66,56	90.80	106.72	134.15	189.91	324.98	395.95	865.41	1 655.66

## 2.2 Prepayment meters

### 2.2.1 Dwelling unit:

The supply of water to any dwelling where such a dwelling unit has a prepaid meter supplied by Johannesburg Water and is used for residential purposes.

- (a) For the first 6 kilolitres: Free
- (b) In excess of 6 kilolitres up to 10 kilolitres: R19.17 per kilolitre per month.
- (c) In excess of 10 kilolitres up to 15 kilolitres: R19.78 per kilolitre per month.
- (d) In excess of 15 kilolitres up to 20 kilolitres: R23.63 per kilolitre per month.
- (e) In excess of 20 kilolitres up to 30 kilolitres: R42.78 per kilolitre per month.
- (f) In excess of 30 kilolitres up to 40 kilolitres: R46.05 per kilolitre per month.
- (g) In excess of 40 kilolitres up to 50 kilolitres: R57.55 per kilolitre per month.
- (h) In excess of 50 kilolitres: R62.93 per kilolitre per month.
- (i) A water demand management levy of R31.08 per dwelling unit per calendar month.
- (j) An annual allocation for emergencies of 4 kl will be provided free of charge to a consumer in the case of a prepayment meter.

### 2.2.2 Multi dwelling units:

The supply of water to multi dwelling where water consumed in all such units are metered by one prepayment meter supplied by Johannesburg Water, but not individually metered by meters: the combined aggregate consumption be divided by the number of dwelling units:

- (a) For the first 6 kilolitres: Free
- (b) In excess of 6 kilolitres up to 10 kilolitres: R19.17 per kilolitre per month.
- (c) In excess of 10 kilolitres up to 15 kilolitres: R19.78 per kilolitre per month.
- (d) In excess of 15 kilolitres up to 20 kilolitres: R23.63 per kilolitre per month.
- (e) In excess of 20 kilolitres up to 30 kilolitres: R42.78 per kilolitre per month.

- (f) In excess of 30 kilolitres up to 40 kilolitres: R46.05 per kilolitre per month.
- (g) In excess of 40 kilolitres up to 50 kilolitres: R57.55 per kilolitre per month.
- (h) In excess of 50 kilolitres: R62.93 per kilolitre per month.
- (i) A water demand management levy of R31.08 per dwelling unit per calendar month.
- (j) An annual allocation for emergencies of 4 kl will be provided free of charge to a consumer in the case where the meter is prepaid.

### 2.2.3 Tariffs when there's water restriction – prepayment metered areas

For the supply of water to any dwelling where at least a Water restriction has been declared by Johannesburg Water and is used for residential purposes:

	2022/23	PRE-PAID WATER RESTRICTIONS							
Band	Normal Tariff	Level 1 - 15%	Level 2 - 20%	Level 3 - 25%	Level 4 - 30%	Level 5 - 35%	Level 6 - 40%	Level 7 - 45%	Level 8 - 50%
	(R/kl)	(R/kl)	(R/kl)	(R/kl)	(R/kl)	(R/kl)	(R/kl)	(R/kl)	(R/kl)
0-6	-	-	-	-	-	-	-	-	-
6>10	19,17	20.56	21.84	23.30	24.96	26.88	29.12	31.77	34.94
>10-15	19,78	21.20	22.52	24.02	25.74	27.72	30.03	32.76	37.65
>15-20	23,63	25.33	26.91	28.71	30.76	33.12	35.88	39.15	45.78
>20-30	42,78	45.86	48.73	51.98	55.69	59.97	65.50	74.18	86.43
>30-40	46,05	52.72	52.45	55.95	59.95	64.56	81.20	89.89	100.68
>40-50	57,55	78.51	75.80	81.71	88.61	96.79	136.73	232.75	432.72
>50	62,93	85.85	100.90	126.83	179.54	307.24	374.33	818.17	1 565.2



## **2.3 Hostels**

For the supply of water to any hostels with or without appurtenant outbuildings where water consumed in all such units is metered by one meter supplied by Johannesburg Water. The aggregate consumption be divided by the factor of the number of registered beds divided by six and the tariff stipulated in sub paragraph (1) above be applied per hostel.

- (a) For the first 6 Kilolitres per hostel multiplied by the factor of the number of registered beds per hostel divided by six: Free per kilolitre per month
- (b) In excess of 6 kilolitres up to and including 10 kilolitres per hostel multiplied by the factor of the number of registered beds per hostel divided by six: R22.26 per kilolitre per month.
- (c) In excess of 10 kilolitres up to and including 15 kilolitres per hostel multiplied by factor of the number of registered beds per hostel divided by six: R23.23 per kilolitre per month.
- (d) In excess of 15 kilolitres up to and including 20 kilolitres per hostel multiplied by the factor of the number of registered beds divided by six per hostel: R 32.57 per kilolitre per month.
- (e) For any quantity in excess of 20 kilolitres per hostel multiplied by the factor of the number of registered beds divided by six per hostel: R66.56 per kilolitre per month.

## **2.4 Deemed consumption areas**

- 2.4.1 Erven within previously disadvantage areas where a flat rate for water consumption was charged and it has not been possible to assess metered water consumption over the past 12 months:

- (a) 5kl per month: Free;
- (b) 10 kl per month: R89.04 per month;
- (c) 20 kl per month: R368.04 per month.

## **2.5 Informal settlements**

Informal dwelling structure on an erf, which is not connected to the water reticulation system of the Council and is supplied by water from a communal water point: Free of charge per month.

## **2.6 Availability Charges**

The following availability charges shall be payable in respect where service are available:

- (a) For vacant residential stands; R411.96 per calendar month per stand
- (b) For unoccupied improved residential stands; R411.96 per calendar month per stand

- (c) For improved occupied residential stands where no water supplied by Council is being consumed for any reason, including, but not restricted to stands using borehole water; R411.96 per calendar month per stand
- (d) Per occupied unmetered residential stands R411.96 per calendar month per stand

### **3. Mixed use**

3.1 For the supply of water to any dwelling, with or without appurtenant outbuildings, and used for more than one purpose (excluding any such units used merely for purposes incidental to such other purposes which constitute the main activities on the premises), where water consumed in all such units is metered by one meter supplied by Johannesburg Water for any quantity of water supplied, the aggregate consumption be divided by the number of dwelling units.

- (a) For the first 6 Kilolitres per dwelling multiplied by the number of dwelling units on the premises: Free
- (b) In excess of 6 kilolitres up to and including 10 kilolitres per dwelling multiplied by the number of dwelling units: R22.26 per kilolitre per month.
- (c) In excess of 10 kilolitres up to and including 15 kilolitres per dwelling multiplied by the number of dwelling units on the premises: R23.23 per kilolitre per month.
- (d) In excess of 15 kilolitres up to and including 20 kilolitres per dwelling multiplied by the number of dwelling units: R32.57 per kilolitre per month
- (e) For any quantity in excess of 20 kilolitres per dwelling multiplied by the number of dwelling units: R66.56 per kilolitre per month.
- (f) In the case where a domestic customer conducts commercial/business activities on their residential unit where prepayment meters have been installed any consumption will be charged at the rate of the tariff band listed in sub-paragraphs (a) to (e).
- (g) A water demand management levy of R31.08 per dwelling per calendar month plus R274.36 per stand.

### **4. Non-Residential**

#### **4.1 Surcharge**

A 2% surcharge is levied on business customers (Institutions, Commercial and Industrial).

#### **4.2 Institutions**

- 4.2.1 Conventional water meters and Prepayment Meters  
For the supply of water to institutions:

- (a) For consumption up to 200 kilolitres: R41.74 per kilolitre per month
- (b) For consumption exceeding 200 kilolitres: R48.88 per kilolitre per month.
- (c) A water demand management levy of R274.36 per stand per calendar month.

#### **4.3 Commercial / Industrial**

##### **4.3.1 Conventional water meters and Prepayment Meters**

For the supply of water through any one meter to premises:

- (a) For consumption up to 200 kilolitres: R52.71 per kilolitre per month.
- (b) For consumption exceeding 200 kilolitres: R55.61 per kilolitre per month.
- (c) A water demand management levy of R274.36 per stand per calendar month.

#### **4.4 Availability Charges**

The following availability charges shall be payable in respect where service are available:

- (a) For non-residential vacant stands; R1,029.89 per calendar month per stand
- (b) For unoccupied improved non-residential stand; R1,029.89 per calendar month per stand
- (c) For improved occupied non-residential stands where no water supplied by Council is being consumed; R1,029.89 per calendar month per stand
- (d) Stands belonging to the City of Johannesburg and its Municipal Owned entities that do not consume water will be exempted from the availability charge.

#### **5. INTERIM CHARGES**

- (a) For the purpose of assessing any charge where a meter reading could not be obtained, for whatever reason, in an area other than a deemed consumption area, the consumption trend of the customer's interim charges are raised in absence of an actual reading. Where there is no trend available, a township average may be applied.
- (b) The interim charge shall be reversed when actual meter readings are again obtained and the account adjusted accordingly.
- (c) Interim charges levied are payable and due in the same way as an actual charge.

## **6. MISCELLANEOUS**

- (a) For the supply of water for use outside the area of jurisdiction of the City of Johannesburg (excluding water supplied in bulk to another local authority) such supply to be metered at a point within the boundary of the City of Johannesburg in any one month, the charge payable shall be the prevailing Rand Water bulk supply price plus a surcharge of 25% on the aggregate of such charge.
- (b) In the case of meters registering the supply of water in gallons, the number of kilolitres supplied shall be determined by dividing the number of gallons registered by 220 and rounding off the result, up or down to the nearest 10.
- (c) The Managing Director of Johannesburg Water will have the authority to negotiate with customers who receive a special tariff, due to older arrangements with the City, to bring these special tariffs in line with the regular tariff.

## **7. CUSTOMER REQUESTS TO CHANGE BILLING TARIFF**

- 7.1 When customers request in writing to change the category billing tariff, it will be confirmed by Managing Director of Johannesburg Water and will only apply from the date of which the request is received by the City and will not be backdated.

## **8. CHARGES FOR CONNECTING SUPPLY**

### **8.1 Customer requests for disconnections**

- (a) For the removal of an unused meter up to and including a 20 mm connection, and consequent disconnecting of supply: R3,038.57
- (b) For the removal of an unused meter larger than 20 mm up to and including a 40 mm connection, and consequent disconnecting of supply: R16,478.28
- (c) For the removal of an unused meter larger than 40 mm up to and including a 100 mm connection, and consequent disconnecting of supply: R30,210.19
- (d) For the removal of an unused meter larger than 100 mm connection, and consequent disconnecting of supply: R43,942.09

### **8.2 For the disconnections and/or re-connection of supply which has been cut off for credit control purposes**

- (a) Flow restrictions/ termination: meter up to and including a 20 mm connection: R565.21
- (b) Flow restrictions/ termination: meter larger than 20 mm: R2 367.56.

### **8.3 Cut-off, Level 3 - Disconnection and reconnection at the water mains supply: R9,553.33.**

## **9. NEW CONNECTIONS**

- (a) For providing and installing a 20 mm connection with a meter:

- i. Service Level 1 water connection: Free
  - ii. New complete connection: R12,586.40
  - iii. New meter only: R4,306.07
- (b) For providing and installing a 25 mm connection with a meter: R 30,582.88
- (c) For providing and installing a 40 mm connection with a meter: R 41,089.26
- (d) For providing and installing a 50 mm connection with a meter: R 52,550.73
- (e) For providing and installing a 80 mm connection with a meter: R 82,170.58
- (f) For providing and installing a 100 mm connection with a meter: R 85,041.27
- (g) For providing and installing a 150 mm connection with a meter: R 101,273.09
- (h) In the event of an unmetered illegal connection not installed by Johannesburg Water or with a letter from Johannesburg Water authorising the installation by a developer or their agent, a fine, over and above the charges in 7.2 (B) (a) to (g) above, which will be equal to two (2) times the applicable new connection tariff above, per connection and multiplied by the number of households on the stand.

## **10. FIRE SERVICE CONNECTIONS**

- (a) For providing and installing a 25 mm fire service connection without a meter: R 27,888.52
- (b) For providing and installing a 40 mm fire service connection without a meter: R 30,583.40
- (c) For providing and installing a 50 mm fire service connection without a meter: R 31,531.04
- (d) For providing and installing a 80 mm fire service connection without a meter: R 47,773.79
- (e) For providing and installing a 100 mm fire service connection without a meter: R 55,424.36
- (f) For providing and installing a 150 mm fire service connection without a meter: R 67,837.91

## **11. SPECIAL CHARGES IN CONNECTION WITH METERS SUPPLIED BY JOHANNESBURG WATER:**

- 11.1 For special reading of a meter at the request of a consumer (excluding new consumers) provided that only a single charge be levied under this item for the simultaneous reading of water and electricity meters for a single consumer:  
R 686.60
- 11.2 For installing a meter after the removal thereof; R 4,306.07
- 11.3 For testing a water meter owned by Johannesburg Water at the request of the consumer, if it is found that the meter does not show an error of more than the prescribed tolerance:
  - (a) Meters for pipes with a diameter measuring up to and including 25 mm, for each meter: R 4,736.68
  - (b) Meters for pipes with a diameter measuring more than 25 mm, for each meter: R 9,473.37
- 11.4 Rules applicable to clause 11.3

- (a) The method and results of a test carried out by Johannesburg Water in terms of sub items 11.3, shall be accepted by the consumer as conclusive.
- (b) The consumer shall be entitled, on giving Johannesburg Water (SOC) Ltd reasonable notice of his intention, to be present at the testing of any meter in which he is interested.
- (c) Johannesburg Water shall retain every water meter for 3 months after it has been tested in order to make any further check or adjustment which may be necessary.
- (d) When a meter fails the test, the meter testing fees will be refunded.
- (e) When the meter fails the test, meter reading and billing will be adjusted using the by-law calculations to raise/reverse charges for the period affected.

11.5 For testing a meter owned by the consumer the charge shall be as follows:

- (a) Meters for pipes with a diameter measuring up to and including 25mm, for each meter: R 5,492.77
- (b) Meters for pipes with a diameter measuring more than 25 mm, for each meter: R 10,298.93

11.6 If a water meter remains unused for more than three months Johannesburg Water shall be entitled to remove it free of cost to the consumer and shall replace it when it is again required; the replacement shall be at the consumer's expense (refer section 6.2).

11.7 For the purpose of rule 8, a meter shall be deemed to have been unused during any period between readings if less than 4 kilolitres passed through it.

11.8 Charges applicable to the moving of water meter outside the boundary of a property at the consumer's request:

- (a) For the moving of a Meter size 20, 25 and 40mm which can be moved as a unit. R 14,949.00 per meter;
- (b) For the moving of a Meter size 50 and 80mm R 18,588.13 per meter;
- (c) For the moving of a meter size 100 and 150mm for which a chamber needs to be built. R 23,682.77 per meter.

11.9 Temporary interruption

- (a) For the temporary interruption of a consumer's water supply at his request and the subsequent reconnection thereof, for including the time taken for travelling, whether one or more trips to the erf are necessary: R 2,861.20

- (b) In the case where a consumer fits an internal stopcock which will allow the consumer to perform the interruption without the assistance of Johannesburg Water in future: free of charge

11.10 Charge for issuing of notice:

- (a) For the issuing of a notice in respect of arrear amounts on one or more services: R 516.33

**12. EFFLUENT RE-USE TARIFF**

- 12.1 Effluent re-use will be charged where the off take is from the treatment plant at the cost of the user. Where any infrastructure has to be provided, additional charges will apply on a case by case basis dependant on the cost to Johannesburg Water and the period of the agreement.

Name of Catchment	2022/23(R/kl)
Integrated Vaal River System (IVRS)	R6.162
Crocodile West Marico	R6.835

- 12.2 The Water Treatment Works that dispense effluent to both Integrated Vaal River System and Crocodile West Marico are listed below:

(a) **Integrated Vaal River System (IVRS)**

- Olifantsvlei works
- Bushkoppies works
- Goudkoppies works
- Ennerdale works

(b) **Crocodile West Marico**

- Driefontein works
- Northern works

**13. EXPANDED SOCIAL PACKAGE**

13.1 **Residential Indigent Consumers Conventional water meters**

- 13.1.1 For the supply of water to any dwelling unit where such a dwelling unit has its own meter supplied by Johannesburg Water and is used for residential purposes by a consumer that is registered indigent in terms of the Council's Expanded Social Package policy:

<b>Indigent Category</b>	<b>Score on Prevailing COJ Poverty Index</b>	<b>Allocation of additional free water per person per day (litres)</b>	<b>Monthly allocation cap of free water per household in which at least 50% of registered social package recipients qualify for the band in question (Kilo-litres)</b>
<b>Band 1</b>	1-34	25l.	10kl.
<b>Band 2</b>	35-70	35l.	12kl.
<b>Band 3</b>	71-100	50l.	15kl

Note :

- Band 1 refers to individuals / households within a vulnerability range defined by the approved CoJ Poverty index of the ESP policy.
- Band 2 refers to individuals/ households with some formal income that nonetheless falls below the survival range threshold set by the approved CoJ Poverty index of the ESP policy.
- Band 3 refers to individuals/ households with no formal income from either grants or employment, or incomes below the individual survival level as set by CoJ Expanded Social Package policy.

### 13.2 Residential Indigent Consumers Prepayment meters

- 13.2.1 Where a residential prepayment meter has been installed for the supply of water, where such water is consumed by a consumer that is declared indigent in terms of the Council's Expanded Social Package policy resolution, the proposed tariff will be as follows:

<b>Indigent Category</b>	<b>Score on Prevailing COJ Poverty Index</b>	<b>Allocation of additional free water per person per day (litres)</b>	<b>Monthly allocation cap of free water per household in which at least 50% of registered social package recipients qualify for the band in question (Kilo-litres)</b>
<b>Band 1</b>	1-34	25l.	10kl.
<b>Band 2</b>	35-70	35l.	12kl.
<b>Band 3</b>	71-100	50l.	15kl

Note :

- Band 1 refers to individuals / households within a vulnerability range defined by the approved CoJ Poverty index of the ESP policy.
- Band 2 refers to individuals/ households with some formal income that nonetheless falls below the survival range threshold set by the approved CoJ Poverty index of the ESP policy.
- Band 3 refers to individuals/ households with no formal income from either grants or employment, or incomes below the individual survival level as set by CoJ Expanded Social Package policy.



### **13.3 Deemed consumption areas: Indigent customers**

13.3.1 Erven within previously disadvantaged areas where a flat rate was charged and it has not been possible to assess metered water consumption over the past 12 months and the consumer is declared indigent in terms Expanded Social Package Policy of Council:

- (a) 5kl per month: Free of charge;
- (b) 10 kl per month: Free of charge;
- (c) 20 kl per month: R152.70 per month

### **14. DAMAGES TO MUNICIPAL WATER PIPE SYSTEM AND OR WATER INSTALLATIONS TARIFFS:**

14.1 Any damages to the municipal water system and or installation: Actual costs of repairs plus cost of water lost. The cost of water lost will be charged as indicated below:

- a. Pipe with a diameter of 50mm or less R14,421.34
- b. Pipe with a diameter larger than 50mm but less than or equal to 100mm  
R 28,844.59
- c. Pipe with a diameter larger than 100mm but less than or equal to 250mm  
R 43,269.17
- d. Pipes with diameters larger than 250mm but less than or equal to 400mm  
R 57,689.14
- e. Pipes with diameters larger than 400mm but less than or equal to 700mm  
R 115,378.31
- f. Pipes with diameters larger than 700mm R158,642.30

14.2 The above tariffs will be levied per incident reported:

- (a) The reporting should be done as soon as the incident is known to both City of Johannesburg Call Centre wherein the reference number will be given and a Water Service Regional Manager or a Customer Care Manager. It is up to the person working within City of Johannesburg to obtain the necessary contact details.
- (b) If the incident was not reported but was found by the City/Johannesburg Water a surcharge of 10% will be applied.
- (c) For a repeated offender in a project or area, within a 12 month period, a surcharge will be levied as follows:
  - i. For a second transgression 5% will be levied above the tariff as determine previously based on the size of water pipe inclusive of water losses and cost or repairs.
  - ii. Third transgression 10% surcharge to be levied.
  - iii. Fourth transgression 15% surcharge to be levied.
  - iv. Fifth transgression 25% surcharge to be levied.
  - v. For any transgression above five, 50% surcharge will be levied,

In this circumstance Johannesburg Water/ City of Johannesburg reserves the right to review contractual relationship if the transgressor is the service provider.

If the transgressor is not contractual bound to Johannesburg Water/City of Johannesburg, the municipality reserves the right to request the transgressor to cease operations within 24 hours

## **15. ILLEGAL CONNECTIONS**

### **Penalty**

If any unauthorised water connection is detected, the same shall be disconnected immediately and the following penalty for domestic connection and for institutional/ commercial/ industrial connections shall be imposed on the consumers:

15.1 In respect of a stand with a single household or business premises:

- (a) R18,265.58 for up to a 25mm connection;
- (b) R82,178.52, for up to a 40mm connection;
- (c) R105,101.46 for up to a 50mm connection;
- (d) R164,341.16 for up to a 80mm connection;
- (e) R340,165.08 for up to a 100mm connection and
- (f) R506,365.45 for a connection larger than 150mm;

15.2. In respect of a stand which has more than one household or business premises, the charge will be R18,265.58 multiplied by the number of households / units and or business premises on such stand or the amount stipulated in clause 15.1 whichever is the greater regardless that the stand has a single supply line.

15.3. In respect of an unauthorised connection being repeated in the same financial year, an additional 50% on the applicable penalty referred to in paragraphs 15.1 and 15.2 will be added to the penalty.

15.4. In respect of water losses during construction and post construction JW will raise the following charges in addition to the penalty charge/s above:

- (a) During construction, where it is found that a connection is / was unmetered or an illegal connection is detected, the greater amount will be charged of either 1kl of water for every square meter constructed or 1kl for every square meter of the stand size, based on the tariff for business plus a new meter connection fee
- (b) In cases after construction whether or not occupancy has occurred, where it is found that a connection is /was unmetered or an illegal connection is detected the following charge based on the business tariff in addition to the charge referred to above will apply:
  - (a) 30kl per month for up to a 25mm connection
  - (b) 90kl per month for up to a 40mm connection
  - (c) 120kl per month for up to a 50mm connection
  - (d) 200kl per month for up to a 80mm connection
  - (e) 300kl per month for up to a 100mm connection and

- (f) 400kl per month for a connection larger than 150mm
- 15.5. In respect of the unauthorised use of water from an unmetered Fire Hydrant or Stand Pipe JW will raise the following charges;
- (a) R18,265.58 for up to a 25mm connection;
  - (b) R29,224.93 for up to a 40mm connection;
  - (c) R36,531.16 for up to a 50mm connection;
  - (d) R58,449.86 for up to a 80mm connection;
  - (e) R73,062.32 for up to a 100mm connection and
  - (f) R109,593.48 for a connection larger than 150mm.
- 15.6. In respect of the unauthorised usage of water from a Fire Hydrant using a portable water truck, such truck will be impound by JMPD and a penalty of R45 000.00, payable to JW, will be imposed. The truck will released upon payment of the R45 000.00 and all such penalties imposed in terms of the above as well as any further penalties which JMPD may impose. These penalties are exclusive of any penalty that JMPD may elect to impose as per its processes.
- 15.7. The owner and user of such truck will be jointly and severally liable for payment of the amounts referred to in paragraph 15.6 above, the one paying the amount in full the other being absolved of such liability.
- 15.8. "Illegal Connection fees is payable in full before a reconnection can be instituted by Johannesburg Water".

#### **16. VALUE ADDED TAX**

All the above charges are **exclusive** of VAT.

### **ANNEXURE "B"**

#### **AMENDMENT OF TARIFF OF CHARGES FOR SEWERAGE & SANITARY SERVICES**

In terms of the Local Government: Municipal Finance Management Act, 2003 (Act 56 of 2003) as amended: sections 17(3)(a)(ii) and 22(a) of ; of the Local Government: Municipal Systems Act, 2000 (Act 32 of 2000) as amended: sections 21(1) and (3), 21A and 75A(3) and (4) of , it is hereby notified that the City of Johannesburg has, in terms of the Local Government: Municipal Systems Act, 2000 (Act 32 of 2000) as amended: Sections 11(3)(i) and 75A(1) and (2), read with the Local Government: Municipal Financial Management Act, 2003 (Act 56 of 2003) as amended: section 24(2)(c)(ii) of, amended its Tariff of Charges for Sewerage and Sanitary Services with effect from 1 July 2022. A 2% surcharge is levied on business tariffs.

The following tariffs shall be effective from 1 July 2022:

## 1. DEFINITIONS

For the purposes of this Tariff of Charges the following definitions will apply:

- 1.1. "Dwelling unit" means one or more rooms including a kitchen/s designed as a unit for occupancy for the purpose of cooking, living and sleeping which includes nearby outbuildings, sheds and granny flats within the curtilage of the property excluding multi dwellings and blocks of flats ;
- 1.2. "Multi-dwelling" means any arrangement of premises that comprises more than one dwelling unit including semi-detached houses, simplex units, townhouses, duplex dwellings, and any other arrangement of residential premises excluding block of flats meeting the definition in 1.3 below;
- 1.3. "Block of Flats" means a dwelling unit set aside on a single multi storey building on a single erf with one communal entrance to the building, which building comprises more than one dwelling unit; and where the rates valuation per dwelling does not exceed R700 000. (Where the rates valuation is provided for the total stand, the rates valuation should be divided by the number of dwelling units to get the value per dwelling unit.)
- 1.4. "Mixed use" Any premises comprised of two or more dwelling units, with or without appurtenant outbuildings, and any unit for other purposes (excluding any such premises if such units are used merely for purposes incidental to such other purposes which constitute the main activities on the premises)
- 1.5. "Hostel" means collective accommodation for Local Authority and Provincial Government workers which accommodation may be single rooms or dormitories, with shared facilities such as kitchens and bathrooms;
- 1.6. "Service Level 1" shall mean a service delivery option consisting of a ventilated improved pit latrine or equivalent dry sanitation system located on each. No water and sewer connections are provided to each individual property, and no waterborne sewer system is available.
- 1.7. "Service Level 3" shall mean a service delivery option consisting of a conventional waterborne sewer network with individual sewer connections to each erf.
- 1.8. "Institution" means public tertiary educational institutions, public schools, public hospitals, orphanages, old aged homes or other similar premises operated by a registered welfare organisation, sport clubs or premises used for public worship, including halls or other buildings used for religious purposes. Student accommodation owned by institutions as defined herein will be covered under institutions.
- 1.9. "Commercial" refers to the sewer service to premises other than those provided for in clauses 2 and 3.

- 1.10. "prepayment meter" means a meter that can be programmed to limit the flow of water into a water installation to the amount which has been previously purchased;
- 1.11. "prepayment measuring system" means a meter and ancillary devices, approved by the Council, designed to measure and allocate to a consumer the quantity of water pre-purchased by himself or herself;

## **2. Residential Charges**

### **2.1. Dwelling on a single erf, per erf- R/month**

The following charges shall be payable in respect of land having a drainage installation thereon which is connected to Johannesburg Water's sewer network:

(a) Erf size up to and including 300 m <sup>2</sup>	R 267.32
(b) Erf size from 301 m <sup>2</sup> to 1 000 m <sup>2</sup>	R 520.38
(c) Erf size from 1 001 m <sup>2</sup> to 2 000 m <sup>2</sup>	R 787.24
(d) Erf size larger than 2 000 m <sup>2</sup>	R 1,134.28

### **2.2. Block of Flats**

- (a) Where information to the satisfaction of the Managing Director: Johannesburg Water, or his duly authorised representative, has been furnished as to the number of flats on premises: R 267.32 per unit per month.
- (b) Where information to the satisfaction of the Managing Director: Johannesburg Water, or his duly authorised representative, has not been furnished as to the number of flat units in a complex: For each kilolitre or part thereof of the metered or estimated water consumption: R31.34/kl."
- (c) This is a subsidized charge applicable to qualifying block of flats and qualifying households as per section 10.1

### **2.3. Multi-dwellings**

- (a) Where two or more dwelling units have been erected on a single erf, an erf size shall be determined in respect of each dwelling house erected on such property, by dividing the area of the erf by the number of dwelling units erected thereon. The charge shall then be levied in respect of each such dwelling unit in accordance with the provisions of section 2.1 above, provided that the minimum charge shall be: R 520.38 per unit per month.
- (b) Where information to the satisfaction of the Managing Director: Johannesburg Water, or his duly authorised representative, has not been furnished as to the number of dwelling units on a complex: For each kilolitre or part of the metered or estimated water consumption: R39.41/kl.

## **2.4. Informal Settlements**

- (a) Informal dwelling structures used for human habitation in respect of which no building plan has been lawfully approved by any competent authority and the dwelling on the erf is not individually connected to Johannesburg Water's water reticulation system: Free of charge.

## **2.5. Residential prepayment meter**

- 2.5.1. Where residential prepayment meter has been installed for the supply of water to a dwelling, block of flats and multi-dwellings where such service is provided in respect of land having a drainage installation thereon which is connected to Johannesburg Water's sewer:

- (a) For the first 6 kilolitres: Free.
- (b) In excess of 6 kilolitres up to 10 kilolitres: R11.05 per kilolitre per month.
- (c) In excess of 10 kilolitres up to 15 kilolitres: R13.99 per kilolitre per month.
- (d) In excess of 15 kilolitres up to 20 kilolitres: R15.67 per kilolitre per month.
- (e) In excess of 20 kilolitres up to 30 kilolitres: R23.26 per kilolitre per month.
- (f) In excess of 30 kilolitres up to 40 kilolitres: R23.26 per kilolitre per month.
- (g) In excess of 40 kilolitres up to 60 kilolitres: R23.26 per kilolitre per month.
- (h) In excess of 60 kilolitres: R23.26 per kilolitre per month.

## **2.6. Availability Charges**

- 2.6.1. The following availability charges shall be payable in respect of:

- (a) For vacant residential stands; R 269.67 per month per stand
- (b) For unoccupied improved residential stands; R 269.67 per month per stand
- (c) For improved occupied residential stands where no water supplied by Council is being consumed for any reason; R 269.67 per month per stand
- (d) For occupied unmetered residential stands; R 269.67 per month per stand

## **2.7. Mixed used**

Where water consumed in all such units is metered by one meter supplied by Johannesburg Water, for any quantity of water supplied to the premises, for each kilolitre or part thereof of the metered or estimated water consumption: R 39.41/kl.

## **3. Non Residential**

### **Surcharge**

A 2% surcharge is levied on business customers (Institutions, Commercial and Industrial).

### **3.1. Institutions/ Hostels**

- (a) For the provision of sewerage service to Institutional Buildings will be charged at R31.34kl.

### **3.2. Industrial / Commercial**

- (a) For each kilolitre or part thereof of the metered or estimated water consumption: R 39.41/kl irrespective post or prepayment

### **3.3. Other classes of property**

- (a) All classes of property other than those specified in clauses 2 and 3 above: For each kilolitre or part thereof of the metered or estimated water consumption: R 39.41/kl.

### **3.4. Availability Charges**

3.4.1. The following availability charges shall be payable in respect of:

- (a) For non-residential vacant stands; R 795.05 per month per stand
- (b) For unoccupied improved non-residential stand; R 795.05 per month per stand
- (c) For improved occupied non-residential stands where no water supplied by Council is being consumed; R 795.05 per month per stand
- (d) Stands belonging to the City of Johannesburg and its Municipal Owned entities that do not consume sewer and sanitation services will be exempted from the availability charge.

## **4. CUSTOMER REQUESTS TO CHANGE BILLING CATEGORY**

- (a) When customers request in writing to change the category billing tariff, it will be confirmed by Managing Director of Johannesburg Water and will only apply from the date of which the request is received by the City and will not be backdated.

- (b) The Managing Director of Johannesburg Water will have the authority to negotiate with customers who receive a special tariff, due to older arrangements with the City, to bring these special tariffs in line with the regular tariff.

## **5. NIGHT SOIL AND VACUUM TANKER SERVICES**

5.1. The following charges shall be payable for night soil and vacuum tanker services:

- (a) For the removal of sewage by vacuum tanker outside a sewer reticulated area, per kilolitre or part thereof: R335.82/kl.
- (b) Discharge of contents of tankers used to evacuate portable toilets to works: per kilolitre or part thereof R 563.16/kl.
- (c) Discharge of contents of tankers used to evacuate portable toilets to works, and where such tankers are hired on contract by Johannesburg Water: Free of charge.

## **6. CHARGES FOR INDUSTRIAL EFFLUENT**

6.1. The charge shall be calculated in accordance with the following formulae:

The sum of:

$$A: \quad C + \frac{T \cdot (\text{COD})}{700} \text{ cent/kilolitre,}$$

Subject to a minimum charge of R 40.15/kl;

and:

B: (i)  $T \cdot (A_s - 2,5)$  cent/kilolitre, where  $A_s$  is greater than 2,5 mg/l: 2,5

and (ii)  $T \cdot (C_d - 2,5)$  cent/kilolitre, where  $C_d$  is greater than 2,5 mg/l: 2,5

and (iii)  $T \cdot (C_o - 20)$  cent/kilolitre, where  $C_o$  is greater than 20 mg/l: 20

and (iv)  $T \cdot (C_r - 20)$  cent/kilolitre, where  $C_r$  is greater than 20 mg/l: 20



and (v)  $T \cdot (Cu - 20)$  cent/kilolitre, where Cu is greater than 20 mg/l; 20

and (vi)  $T \cdot (Hg - 1)$  cent/kilolitre, where Hg is greater than 1 mg/l; 1

and (vii)  $T \cdot (Mo - 5)$  cent/kilolitre, where Mo is greater than 5 mg/l; 5

and (viii)  $T \cdot (Ni - 10)$  cent/kilolitre, where Ni is greater than 10 mg/l; 10

and (ix)  $T \cdot (Pb - 10)$  cent/kilolitre, where Pb is greater than 10 mg/l; 10

and (x)  $T \cdot (Se - 2,5)$  cent/kilolitre, where Se is greater than 2,5 mg/l; 2,5

and (xi)  $T \cdot (Zn - 20)$  cent/kilolitre, where Zn is greater than 20 mg/l; 20

and (xii)  $C \cdot (7 - pH)$  cent/kilolitre, where pH is less and 4 units

and (xiii)  $(C + T) \cdot (FOG - 200)$  cent/kilolitre, where FOG is greater than 200mg/l; 200

Where  $C = R\ 1,115.15$  and  $T = R\ 1,216.12$

Where the COD is Chemical Oxygen Demand:

and	As	= Total Arsenic;
	Cd	= Total Cadmium;
	Co	= Total Cobalt;
	Cr	= Total Chromium;
	Cu	= Total Copper;
	Hg	= Total Mercury
	Mo	= Total Molybdenum
	Ni	= Total Nickel;
	Pb	= Total Lead;

Se = Total Selenium;  
Zn = Total Zinc.  
pH =  $-\log [H^+]$   
FOG = Total fat, oil and grease

As determined by the analytical methods used by the CYDNA Scientific Services Laboratory of Johannesburg Water (SOC) Ltd.

It is important that the sewer system is protected against acidic effluents and the charge for pH is therefore punitive. Similarly, metals are detrimental to the environment and the metal charge is also punitive. In addition, the discharge of excessive quantities of fat, oil and grease (FOG) into the sewer system causes blockages which is a public nuisance, a health risk and impedes the proper operation of the City's Waste Water Treatment Works. Hence the FOG charge is also punitive. Therefore, in cases where the Water Services By-laws are violated, pH will be assessed on the lowest and metals and FOG on peak values recorded during a six monthly period, irrespective of whether the industrial effluent volume discharged during that period is less than the value stipulated in clause 4.2 below.

- 6.2. In the case of any trade or industry in respect of which the average monthly volume of trade or industrial effluent generated during the previous half-year period was less than 100 kilolitres, the charge shall be R39.41 per kilolitre except where punitive charges are applied.
- 6.3. In respect of domestic effluent discharged from the premises of any trade or industry for which a charge was levied in terms of clause C (1) above, the charge shall be R39.41 per kilolitre.

In the absence of direct measurement, the domestic effluent will be estimated as follows:

- (a) 1,0 kilolitre per full-time staff member per month.
- (b) 4,0 kilolitre per resident per month {not included in (i) above}.
- (c) For staff canteens: 0,15 kl per meal served per month.
- (d) The working month will be based on a 5-day working week. In cases where the working week deviates from 5 days, a pro rata adjustment will be made).

- 6.4. Where the average monthly volume of trade or industrial effluent generated during the previous half-year period was more than 50 kilolitres, rebates under A above to be granted under conditions specified by the Council as follows—

- (a) 10% if discharge occurs at specified times only;

- (b) 15% if flow is balanced and discharged evenly over seven days at specified times only;
- (c) 20% if effluent contains readily bio-degradable carbon beneficial to the Council's treatment processes; and
- (d) 50% maximum if (c) occurs with (a) and (b).

6.5. For the disposal of organic industrial wastes delivered by tanker to the wastewater treatment works: R23.16 per kilogram of COD.

## **7. CHARGES FOR GARBAGE GRINDERS:**

7.1. For each rated 0.75kW or part thereof of the drive motor of each grinder:  
R 825.55 per month.

## **8. SUNDRY CHARGES**

8.1. Charges for work carried out by Johannesburg Water (SOC) Ltd:

- |  |            |
|--|------------|
| (a) Re-inspection fee, per inspection  | R 4,889.65 |
| (b) Sealing opening, per connection  | R 7,556.24 |
| (c) Re-opening sealed connections and re-Connecting drainage installation to the Sewer, per connection | R 7,556.24 |
| (d) Alterations to gullies, per gully  | R 3,955.80 |

## **9. DAMAGES TO MUNICIPAL WATER OR SEWER PIPE SYSTEM AND OR WATER OR SEWER INSTALLATIONS TARIFFS:**

9.1. Any damages to the municipal water system and or installation: Actual costs of repairs plus cost of water lost. The cost of water lost will be charged as indicated below:

- a. Pipe with a diameter of 50mm or less R 14,421.34
- b. Pipe with a diameter larger than 50mm but less than or equal to 100mm R 28,844.59
- c. Pipe with a diameter larger than 100mm but less than or equal to 250mm  
R 43,269.17
- d. Pipes with diameters larger than 250mm but less than or equal to 400mm  
R 57,689.14
- e. Pipes with diameters larger than 400mm but less than or equal to 700mm  
R 115,378.31
- f. Pipes with diameters larger than 700mm R 158,642.30

9.2. The above tariffs will be levied per incident reported:

- (a) The reporting should be done as soon as the incident is known to both City of Johannesburg Call Centre wherein the reference number will be given and a Water Service Regional Manager or a Customer Care Manager. It is up to the person working within City of Johannesburg to obtain the necessary contact details.
- (b) If the incident was not reported but was found by the City/Johannesburg Water a surcharge of 10% will be applied.
- (c) For a repeated offender in a project or area, within a 12 month period, a surcharge will be levied as follows:
  - i. For a second transgression 5% will be levied above the tariff as determine previously based on the size of water pipe inclusive of water losses and cost or repairs.
  - ii. Third transgression 10% surcharge to be levied.
  - iii. Fourth transgression 15% surcharge to be levied.
  - iv. Fifth transgression 25% surcharge to be levied.
  - v. For any transgression above five, 50% surcharge will be levied,
- 1. In this circumstance Johannesburg Water/ City of Johannesburg reserves the right to review contractual relationship if the transgressor is the service provider.
- 2. If the transgressor is not contractual bound to Johannesburg Water/City of Johannesburg, the municipality reserves the right to request the transgressor to cease operations within 24 hours.

## 10. Rebates/ Expanded Social Package

### 10.1. Rebates

A person qualifying for a rebate on Assessment Rates in terms of Section 15 of the Local Government Municipal Property Rates Act 6 of 2000 as amended, will be entitled to be charged for domestic sewage at the charge applicable to an erf to 300 m<sup>2</sup>. (R 267.32 per month).

### 10.2. Residential Indigent Consumers

10.2.1. A reduction in tariff will be given to a consumer who is having a drainage installation, connected to Johannesburg Water's sewer network and who is declared indigent in terms of the Council's Expanded Social Package policy resolution:

Indigent Category	Score on Prevailing COJ Poverty Index	Reduction in Sewerage tariff
Band 1	1-34	100%
Band 2	35-70	100%
Band 3	70-100	100%

Note :

a. Band 1

refers to individuals / households within a vulnerability range defined by the approved CoJ Poverty index of the ESP policy.

- b. Band 2 refers to individuals / households with some formal income that nonetheless falls below the survival range threshold set by the approved CoJ Poverty index of the ESP policy.
- c. Band 3 refers to individuals/ households with no formal income from either grants or employment, or incomes below the individual survival level as set by CoJ Expanded Social Package policy.

**11. VALUE ADDED TAX**

All the above charges are **exclusive** of VAT.

## ANNEXURE 5

### AMENDMENT OF TARIFF OF CHARGES IN RESPECT OF RENTALS AND CHARGES FOR COUNCIL OWNED RESIDENTIAL STOCK ADMINISTERED BY THE HOUSING DEPARTMENT OF THE CITY

In terms of Sections 17(3)(a)(ii) and 22(a)(i) and (ii) of the Local Government: Municipal Finance Management Act, 2003 (Act 56 of 2003) and Sections 21(1) and (3), 21A and 75A(3) and (4) of the Local Government: Municipal Systems Act, 2000 (Act 32 of 2000) as amended, it is hereby notified that the City of Johannesburg has, in terms of Sections 11(3)(i) and 75A(1) and (2) of the Local Government: Municipal Systems Act, 2000 (Act 32 of 2000) as amended, read with Section 24(2)(c)(ii) of the Local Government: Municipal Finance Management Act, 2003 (Act 56 of 2003), determined its rental tariffs in respect of rentals and charges for Council owned residential stock administered by the City's Housing Department with effect from 1 July 2022.

The following tariffs will be effective as from 1 July 2022:

#### Proposed rental tariffs

Rental Tariffs Charges					
Rental tariffs for Housing		2021/2022	2022/2023	2023/2024	2024/2025
	Typology	Current	Proposed	Proposed	Proposed
			5,00%	4,50%	4,50%
Old Age retirement Home	Single Unit	188	197	206	216
	Share facility				
	Double Unit	375	394	411	430
Other Typologies		Current	Proposed	Proposed	Proposed
			5,00%	4,50%	4,50%
Flats	Bachelor	373	392	409	428
	1 Bedroom	639	671	701	733
	2 Bedroom	657	690	721	753
	3 Bedroom	802	842	880	920
Duplex flats	1 Bedroom	663	696	727	760
	2 Bedroom	681	715	747	781
	3 Bedroom	1208	1268	1325	1385

<b>Row Houses</b>	1 Bedroom	<b>663</b>	696	727	760
	2 Bedroom	<b>681</b>	715	747	781
	3 Bedroom	<b>1208</b>	1268	1325	1385
<b>Free Standing Row Houses</b>	2 Bedroom	<b>681</b>	715	747	781
	3 Bedroom	<b>1208</b>	1268	1325	1385
<b>Public Hostels</b>	1 Bed	<b>76</b>	80	83	87
	Family units	<b>428</b>	449	470	491
<b>MBV, Moth and Old, Perm building</b>	1 Bed	<b>152</b>	160	167	174
<b>Staff Hostels</b>	Single bed	<b>1275</b>	1339	1399	1462
<b>Staff Hostels family units</b>	1 Bedroom	<b>1451</b>	1524	1592	1664
	2 Bedroom	<b>1900</b>	1995	2085	2179
	3 Bedroom	<b>2126</b>	2232	2333	2438

## **ANNEXURE 6**

### **AMENDMENT OF TARIFF OF CHARGES IN RESPECT OF RENTALS AND CHARGES FOR COUNCIL OWNED RESIDENTIAL STOCK ADMINISTERED BY THE JOHANNESBURG SOCIAL HOUSING COMPANY**



<b>ANNEXURE A - Rental/Tariffs for JOSHCO</b>						
<b>Rental/Tariffs for JOSHCO 2022/23</b>						
<b>Estate Details</b>	<b>Typology</b>	<b>Avg.m2</b>	<b>2020/2021`</b>	<b>2021/2022</b>	<b>2022/2023</b>	<b>2023/2024</b>
<b>Kliptown Square</b>						
<b>Subsidized</b>	Bachelor	30,70	1 514,46	1 514,46	1 514,46	1 638,04
	1 Bedroom	34,55	1 696,30	1 696,30	1 696,30	1 834,72
	1 Bedroom	39,20	1 922,62	1 922,62	1 922,62	2 079,50
	2 Bedroom	41,71	2 121,41	2 121,41	2 121,41	2 294,51
	2 Bedroom	43,98	2 245,75	2 245,75	2 245,75	2 429,00
	2 Bedroom Large (Existing Tenants)	58,48	2 854,61	2 854,61	2 854,61	3 087,55

	2 Bedroom Loft (Existing Tenants)	60,40	2 936,18	2 936,18	2 936,18	3 175,78
<b>Subsidized</b>	Bachelor	30,70	1 599,25	1 599,25	1 599,25	1 729,75
	1 Bedroom	34,55	1 743,14	1 743,14	1 743,14	1 885,38
<b>Unsubsidized</b>	Bachelor	30,70	2 594,60	2 594,60	2 594,60	2 806,32
	1 Bedroom	34,55	2 907,61	2 907,61	2 907,61	3 144,87
	1 Bedroom	39,20	3 295,43	3 295,43	3 295,43	3 564,34
	2 Bedroom	41,71	3 634,24	3 634,24	3 634,24	3 930,79
	2 Bedroom	43,98	3 850,12	3 850,12	3 850,12	4 164,29
	2 Bedroom Large (New Tenants & Existing Unsubsidised)	58,48	4 043,52	4 043,52	4 043,52	4 373,47
	2 Bedroom Loft (New Tenants & Existing Unsubsidised)	60,40	4 176,28	4 176,28	4 176,28	4 517,06
	Live Work	60,40	4 887,14	4 887,14	4 887,14	5 285,93
<b>Kliptown Golf Course</b>						
	1 Bedroom Duplex		421,38	421,38	421,38	455,77
	1 Bedroom Simplex		474,06	474,06	474,06	512,74
	2 Bedroom Duplex		579,41	579,41	579,41	626,69
	2 Bedroom Simplex		632,08	632,08	632,08	683,66
	2 Bedroom Duplex Loft		816,43	816,43	816,43	883,06
<b>City Deep Hostel (Converted units)</b>	1 Bedroom	31,00	1 629,70	1 629,70	1 629,70	1 762,69
	1 Bedroom	34,00	1 685,03	1 685,03	1 685,03	1 822,52
	2 Bedroom	38,00	1 823,96	1 823,96	1 823,96	1 972,79
	2 Bedroom	39,00	1 869,29	1 869,29	1 869,29	2 021,83
	2 Bedroom	40,00	1 917,32	1 917,32	1 917,32	2 073,77
	2 Bedroom	45,00	2 156,72	2 156,72	2 156,72	2 332,71
	2 Bedroom	50,00	2 396,51	2 396,51	2 396,51	2 592,07
	2 Bedroom	57,00	2 714,03	2 714,03	2 714,03	2 935,50
	2 Bedroom	63,00	3 019,03	3 019,03	3 019,03	3 265,38
	2 Bedroom	69,00	3 307,24	3 307,24	3 307,24	3 577,11
	3 Bedroom	73,00	3 498,79	3 498,79	3 498,79	3 784,29

	3 Bedroom	54,50	2 714,03	2 714,03	2 714,03	2 935,50
<b>City Deep Flats</b>	Bachelor	28,60	1 106,31	1 106,31	1 106,31	1 196,58
	Bachelor	35,49	1 367,26	1 599,25	1 367,26	1 478,83
	Bachelor	37,42	1 403,23	1 743,14	1 743,14	1 517,74
	Bachelor Duplex	59,00	1 439,21			1 556,65
	Bachelor Duplex	61,00	1 475,20	2 594,60	2 594,60	1 595,57
	Bachelor Duplex	67,00	1 529,16	2 907,61	2 907,61	1 653,94
	1 Bedroom	47,00	1 978,93	3 295,43	3 295,43	2 140,41
	1 Bedroom	50,00	2 068,88	3 634,24	3 634,24	2 237,70
	1 Bedroom	52,51	2 086,87	3 850,12	3 850,12	2 257,16
	2 Bedroom	54,00	2 293,75	4 043,52	4 043,52	2 480,92
	2 Bedroom	57,00	2 383,70	4 176,28	4 176,28	2 578,21
	2 Bedroom	58,00	2 428,70	4 887,14	4 887,14	2 626,88
	2 Bedroom	50,00	2 437,68			2 636,60
	2 Bedroom	60,00	2 518,64			2 724,16
	2 Bedroom	62,33	2 563,61	421,38	421,38	2 772,80
	2 Bedroom	63,99	2 608,59	474,06	474,06	2 821,45
	2 Bedroom	70,70	2 698,54	579,41	579,41	2 918,74
	2 Bedroom	72,00	3 058,32	632,08	632,08	3 307,88
	2 Bedroom	62,00	3 418,14	816,43	816,43	3 697,06
	2 Bedroom	62,00	3 508,09			3 794,36
	3 Bedroom	73,00	3 238,23	1 629,70	1 629,70	3 502,47
	3 Bedroom	91,41	3 777,95	1 685,03	1 685,03	4 086,23
	3 Bedroom	109,79	3 957,85	1 823,96	1 823,96	4 280,81
				1 869,29	1 869,29	
	1 Bedroom		1 053,81	1 917,32	1 917,32	1 139,81
<b>City Deep (New)</b>	2 Bedroom		2 341,81	2 156,72	2 156,72	2 532,90
	Housing Supervisor		623,76	2 396,51	2 396,51	674,66
				2 714,03	2 714,03	
<b>Communal Room</b>	COJ Employee (Subsidised Bed)		1 189,21	3 019,03	3 019,03	1 286,25
	Unsubsidised Bed (Hostels)		525,70	3 307,24	3 307,24	568,59
				3 498,79	3 498,79	

<b>Chelsea</b>	Room	11,00	1 073,93	2 714,03	2 714,03	1 161,56
	Room	12,00	1 069,07			1 156,31
	Room	16,00	1 106,49	1 106,31	1 106,31	1 196,78
	Room	20,00	1 198,71	1 367,26	1 367,26	1 296,53
	Double Room	28,00	1 475,35	1 475,35	1 475,35	1 595,74
	Double Room		2 778,71	2 778,71	2 778,71	3 005,46
<b>Roodepoort</b>						
Income R3000 to R4699 (Existing tenants)	1 Bedroom	36,00	1 141,93	1 141,93	1 141,93	1 235,11
Income R3000 to R4699 (Existing tenants)	1 Bedroom	36,00	1 025,22	1 025,22	1 025,22	1 108,88
Income R 3000 to R3500 (New tenants)	1 Bedroom	36,00	1 141,93	1 141,93	1 141,93	1 235,11
Income R 3000 to R3500 (New tenants)	2 Bedroom	45,00	1 316,64	1 316,64	1 316,64	1 424,07
Income R4700 to R5339 (Existing tenants)	1 Bedroom	36,00	3 004,65	3 004,65	3 004,65	3 249,83
Income R4700 to R5339 (Existing tenants)	2 Bedroom	45,00	1 408,65	1 408,65	1 408,65	1 523,60
Income R5340 to R7500 (Existing tenants)	1 Bedroom	36,00	2 083,80	2 083,80	2 083,80	2 253,84
Income R5340 to R7500 (Existing tenants)	2 Bedroom	45,00	1 490,35	1 490,35	1 490,35	1 611,96
Income R6780 to R7500 (New tenants)	1 Bedroom	36,00	2 083,80	2 083,80	2 083,80	2 253,84
Income R6780 to R7500 (New tenants)	1 Bedroom	36,00	1 833,76	1 833,76	1 833,76	1 983,39
Income R6200 to R 6900 (Existing tenants)	2 Bedroom	45,00	2 417,22	2 417,22	2 417,22	2 614,47
Income R6200 to R 6900 (Existing tenants)	2 Bedroom	45,00	2 505,74	2 505,74	2 505,74	2 710,21
Income R6800 to R 7500 (New tenants)	2 Bedroom	45,00	2 417,22	2 417,22	2 417,22	2 614,47
Income R6800 to R 7500 (New tenants)	2 Bedroom	45,00	3 084,10	3 084,10	3 084,10	3 335,77
Income R6901 to R7500 (Existing tenants)	2 Bedroom	45,00	2 750,61	2 750,61	2 750,61	2 975,06
Income above R7500 (Existing tenants)	2 Bedroom	45,00	4 334,29	4 334,29	4 334,29	4 687,97
Income R3000 to R4699 (Existing tenants)	1 Bedroom	36,00	1 025,22	1 025,22	1 025,22	1 108,88
Income R 3000 to R3500 (New tenants)	2 Bedroom	45,00	1 316,64	1 316,64	1 316,64	1 424,07
Income R4700 to R5339 (Existing tenants)	2 Bedroom	45,00	1 408,65	1 408,65	1 408,65	1 523,60
Income R5340 to R7500 (Existing tenants)	2 Bedroom	45,00	1 490,35	1 490,35	1 490,35	1 611,96
Income R6780 to R7500 (New tenants)	1 Bedroom	36,00	1 833,76	1 833,76	1 833,76	1 983,39
Income R6200 to R 6900 (Existing tenants)	2 Bedroom	45,00	2 505,74	2 505,74	2 505,74	2 710,21
Income R6800 to R 7500 (New tenants)	2 Bedroom	45,00	3 084,10	3 084,10	3 084,10	3 335,77

<b>Pennyville</b>						
Per Unit	3 Rooms	35,00	1 176,20	1 176,20	1 176,20	1 272,18
Per Unit (COJ Hostel Employees)	3 Rooms	35,00	1 189,20	1 189,20	1 189,20	1 286,24
Per Room 3 Families Sharing	Room	9,00	445,53	445,53	445,53	481,89
Per Room 3 Families Sharing	Room	9,00	294,77	294,77	294,77	318,82
Per Room 2 Families Sharing	Room	18,00	623,76	623,76	623,76	674,66
Per Room 2 Families Sharing	Room	18,00	311,87	311,87	311,87	337,32
Family Unit	2 Bedroom Flat	42,00	2 500,56	2 500,56	2 500,56	2 704,61
Per Room 3 Families Sharing	Room	9,00	294,77	294,77	294,77	318,82
Per Room 2 Families Sharing	Room	18,00	311,87	311,87	311,87	337,32
<b>Alexandra Far East Bank</b>						
Income up to R3500	Room		683,21	683,21	683,21	738,96
Income above R3500	Room		683,21	683,21	683,21	738,96
Creche			4 618,30	4 618,30	4 618,30	4 995,15
	Room	-	720,11	720,11	720,11	778,87
	Creche	-	4 618,30	4 618,30	4 618,30	4 995,15
<b>La Rosabel</b>	Room	12.00-12.94	1 257,39	1 257,39	1 257,39	1 359,99
	Room	14.00-14.92	1 341,22	1 341,22	1 341,22	1 450,66
	Room	15.22-17.88	1 352,04	1 352,04	1 352,04	1 462,37
	Room	18.00-18.75	1 431,56	1 431,56	1 431,56	1 548,37
	Room	33,34	1 676,52	1 676,52	1 676,52	1 813,33
	Room	15.22-17.88	1 425,05	1 425,05	1 425,05	1 541,33
	Room	18.00-18.75	1 508,87	1 508,87	1 508,87	1 631,99
<b>Bellavista New</b>	2 Bedroom	45,00	3 800,68	3 800,68	3 800,68	4 110,81
	2 Bedroom	45,00	4 005,92	4 005,92	4 005,92	4 332,80

<b>Citrene Court</b>	2 Bedroom Flat	52,00	3 709,18	3 709,18	3 709,18	4 011,85
	2 Bedroom Flat	55,00	4 005,90	4 005,90	4 005,90	4 332,78
	2 Bedroom Flat	45,00	3 605,96	3 605,96	3 605,96	3 900,20
	3 Bedroom Flat	70,00	4 478,48	4 478,48	4 478,48	4 843,92
<b>Orlando Converted</b>	1 Bedroom	28,08	1 328,62	1 328,62	1 328,62	1 437,04
	1 Bedroom	33,24	1 565,86	1 565,86	1 565,86	1 693,63
	1 Bedroom	43,28	2 040,36	2 040,36	2 040,36	2 206,86
	2 Bedroom	38,25	2 166,89	2 166,89	2 166,89	2 343,70
	2 Bedroom	60,36	2 847,02	2 847,02	2 847,02	3 079,34
<b>Orlando (Phase 2)</b>	2 Bedroom	50,00	2 727,98	2 727,98	2 727,98	2 950,58
	2 Bedroom	51,00	2 782,53	2 782,53	2 782,53	3 009,59
	2 Bedroom	52,00	2 837,09	2 837,09	2 837,09	3 068,60
	2 Bedroom	53,00	2 891,66	2 891,66	2 891,66	3 127,62
	2 Bedroom	57,00	3 109,89	3 109,89	3 109,89	3 363,65
	2 Bedroom	68,00	3 710,05	3 710,05	3 710,05	4 012,79
	1 Bedroom	31,00	1 859,98	1 859,98	1 859,98	2 011,76
	1 Bedroom	32,00	1 904,62	1 904,62	1 904,62	2 060,04
	1 Bedroom	33,00	1 964,14	1 964,14	1 964,14	2 124,42
	1 Bedroom:Paraplegic	50,00	2 231,97	2 231,97	2 231,97	2 414,10
	1 Bedroom:Paraplegic	51,00	2 276,62	2 276,62	2 276,62	2 462,39
	1 Bedroom:Paraplegic	52,00	2 321,26	2 321,26	2 321,26	2 510,67
	1 Bedroom:Paraplegic	53,00	2 365,90	2 365,90	2 365,90	2 558,95
	Batchelor	22,00	1 363,98	1 363,98	1 363,98	1 475,28
<b>Europa House</b>	Rooms	12,00	1 041,59	1 041,59	1 041,59	1 126,59
	Rooms	13,00	1 128,39	1 128,39	1 128,39	1 220,47
	Rooms	15,00	1 301,99	1 301,99	1 301,99	1 408,24

	Rooms	16,00	1 388,79	1 388,79	1 388,79	1 502,11
	Rooms	17,00	1 475,59	1 475,59	1 475,59	1 595,99
	Rooms	18,00	1 562,38	1 562,38	1 562,38	1 689,87
	Rooms	19,00	1 649,19	1 649,19	1 649,19	1 783,76
	Rooms	20,00	1 735,98	1 735,98	1 735,98	1 877,64
	Rooms	21,00	1 822,78	1 822,78	1 822,78	1 971,52
	Rooms	22,00	1 909,59	1 909,59	1 909,59	2 065,41
<b>Raschers</b>	Room	12,20	464,39	464,39	464,39	502,28
	Room	13,40	922,09	922,09	922,09	997,34
	Room	14,40	1 005,92	1 005,92	1 005,92	1 088,01
	Room	15,40	1 089,74	1 089,74	1 089,74	1 178,66
	Room	15,40	1 173,57	1 173,57	1 173,57	1 269,34
	Double Room	32,30	1 590,63	1 590,63	1 590,63	1 720,43
	Double Room	32,32	1 767,06	1 767,06	1 767,06	1 911,25
<b>Antea Converted Units</b>	Bachelor	25,00	1 353,92	1 353,92	1 353,92	1 464,40
	1 Bedroom	42,00	1 861,64	1 861,64	1 861,64	2 013,55
	2 Bedroom	60,00	2 538,60	2 538,60	2 538,60	2 745,75
	3 Bedroom		3 046,32	3 046,32	3 046,32	3 294,90
	Rooms		1 189,20	1 189,20	1 189,20	1 286,24
	2 Bedroom	60,00	1 676,53	1 676,53	1 676,53	1 813,33
	2 Bedroom	60,00	1 269,29	1 269,29	1 269,29	1 372,86
<b>MBV</b>	Room	11,00	901,21	901,21	901,21	974,75
	Room	14,00	976,31	976,31	976,31	1 055,97
	Room	16,00	1 051,40	1 051,40	1 051,40	1 137,20
	Room	17,00	1 126,49	1 126,49	1 126,49	1 218,41
	Room	20,00	1 201,60	1 201,60	1 201,60	1 299,65
	Room	23,00	1 276,70	1 276,70	1 276,70	1 380,88
	Room	26,00	1 351,81	1 351,81	1 351,81	1 462,11
	Room	29,00	1 426,90	1 426,90	1 426,90	1 543,34

	Room	32,00	1 502,00	1 502,00	1 502,00	1 624,57
	Room	36,00	1 802,39	1 802,39	1 802,39	1 949,47
	Room	38,50	1 952,61	1 952,61	1 952,61	2 111,95
	Room	40,00	2 027,71	2 027,71	2 027,71	2 193,17
	Room	44,50	2 253,00	2 253,00	2 253,00	2 436,85
	Room	51,00	2 403,21	2 403,21	2 403,21	2 599,31
	Room	60,00	3 004,01	3 004,01	3 004,01	3 249,13
<b>AA House</b>	Rooms	12,00	842,24	842,24	842,24	910,97
	Rooms	13,00	912,43	912,43	912,43	986,88
	Rooms	14,00	982,62	982,62	982,62	1 062,80
	Rooms	15,00	1 052,80	1 052,80	1 052,80	1 138,71
	Rooms	16,00	1 119,15	1 119,15	1 119,15	1 210,47
	Rooms	17,00	1 193,18	1 193,18	1 193,18	1 290,54
	Rooms	18,00	1 263,37	1 263,37	1 263,37	1 366,46
	Rooms	19,00	1 333,55	1 333,55	1 333,55	1 442,37
	Rooms	20,00	1 403,74	1 403,74	1 403,74	1 518,29
	Rooms	23,00	1 614,31	1 614,31	1 614,31	1 746,03
	Bachelor Flat	15,00	1 614,31	1 614,31	1 614,31	1 746,03
	Bachelor Flat	17,00	1 712,57	1 712,57	1 712,57	1 852,31
	Bachelor Flat	18,00	1 782,75	1 782,75	1 782,75	1 928,23
	Bachelor Flat	20,00	1 923,13	1 923,13	1 923,13	2 080,06
	Bachelor Flat	21,00	1 993,32	1 993,32	1 993,32	2 155,97
	Bachelor Flat	22,00	2 063,50	2 063,50	2 063,50	2 231,89
	Bachelor Flat	23,00	2 133,69	2 133,69	2 133,69	2 307,80
	Bachelor Flat	33,00	2 667,11	2 667,11	2 667,11	2 884,75
	Bachelor Flat	35,00	2 947,86	2 947,86	2 947,86	3 188,41
	1 Bedrooms Flat	18,00	1 782,75	1 782,75	1 782,75	1 928,23
	1 Bedrooms Flat	38,00	3 228,61	3 228,61	3 228,61	3 492,07
	2 Bedroom Flat	60,00	5 053,47	5 053,47	5 053,47	5 465,83
<b>Fleurhof</b>						



Income to R3500	1 Bedroom	35,00	939,66	939,66	939,66	1 016,33
Income to R7500	2 Bedroom	40,00	2 505,74	2 505,74	2 505,74	2 710,21
<b>Fleurhof Riverside</b>						
	1 Bedroom	35,00	891,51	891,51	891,51	964,26
	2 Bedroom	40,00	2 377,36	2 377,36	2 377,36	2 571,35
<b>Selby Hostel</b>	1 Bedroom	27,00	1 393,12	1 393,12	1 393,12	1 506,80
	1 Bedroom	28,00	1 459,47	1 459,47	1 459,47	1 578,56
	1 Bedroom	29,00	1 525,81	1 525,81	1 525,81	1 650,32
	1 Bedroom	30,00	1 592,14	1 592,14	1 592,14	1 722,06
	1 Bedroom	33,00	1 724,82	1 724,82	1 724,82	1 865,56
	2 Bedroom	36,00	2 122,86	2 122,86	2 122,86	2 296,09
	2 Bedroom	39,00	2 255,54	2 255,54	2 255,54	2 439,59
	2 Bedroom	41,00	2 388,21	2 388,21	2 388,21	2 583,09
	2 Bedroom	42,00	2 454,56	2 454,56	2 454,56	2 654,85
	2 Bedroom	43,00	2 520,90	2 520,90	2 520,90	2 726,61
	2 Bedroom	44,00	2 587,23	2 587,23	2 587,23	2 798,35
	2 Bedroom	45,00	2 653,58	2 653,58	2 653,58	2 870,11
	2 Bedroom	50,00	2 918,93	2 918,93	2 918,93	3 157,12
	Rooms	10,00	819,63	819,63	819,63	886,52
	Rooms	15,00	878,18	878,18	878,18	949,84
	Rooms	15,00	777,64	777,64	777,64	841,10
<b>Public Hostels</b>	2 Bedroom (Income Below R4500)		750,00	750,00	750,00	750,00
	2 Bedroom (Income 4501 - 5500)		850,00	850,00	850,00	850,00
	2 Bedroom (Income 5501 - 6500)		950,00	950,00	950,00	950,00
	2 Bedroom (Income 6501 - 7500)		1 050,00	1 050,00	1 050,00	1 050,00
	2 Bedroom (Income 7501 - 8500)		1 150,00	1 150,00	1 150,00	1 150,00
	2 Bedroom (Income 8501 - 9500)		1 250,00	1 250,00	1 250,00	1 250,00
	2 Bedroom (Income 9501 - 10500)		1 350,00	1 350,00	1 350,00	1 350,00
	2 Bedroom (Income 10501 - 11500)		1 450,00	1 450,00	1 450,00	1 450,00

	2 Bedroom (Income 11501 - 12500)		1 550,00	1 550,00	1 550,00	1 550,00
	2 Bedroom (Income 12501 - 13500)		1 650,00	1 650,00	1 650,00	1 650,00
	2 Bedroom (Income 13501 - 14500)		1 750,00	1 750,00	1 750,00	1 750,00
	2 Bedroom (Income 14501 - 15000)		1 850,00	1 850,00	1 850,00	1 850,00
<b>Klipsruit Hostel</b>	Communal Beds (Joburg Water)		396,00	396,00	396,00	428,31
	Communal Beds (City Parks)		896,31	896,31	896,31	969,45
<b>Nederberg</b>	1 Bedroom	22,00	1 999,65	1 999,65	1 999,65	2 162,82
<b>Hoek Street</b>	1 Bedroom	12	1 133,13	1 133,13	1 133,13	1 225,60
	1 Bedroom	13	1 227,56	1 227,56	1 227,56	1 327,73
	1 Bedroom	14	1 321,99	1 321,99	1 321,99	1 429,86
	1 Bedroom	15	1 416,42	1 416,42	1 416,42	1 532,00
	1 Bedroom	16	1 510,85	1 510,85	1 510,85	1 634,13
	1 Bedroom	17	1 605,27	1 605,27	1 605,27	1 736,26
	1 Bedroom	18	1 699,70	1 699,70	1 699,70	1 838,40
	1 Bedroom	19	1 794,13	1 794,13	1 794,13	1 940,53
	1 Bedroom	20	1 888,56	1 888,56	1 888,56	2 042,66
	1 Bedroom	21	1 982,99	1 982,99	1 982,99	2 144,80
		23	2 171,84	2 171,84	2 171,84	2 349,06
		24	2 266,27	2 266,27	2 266,27	2 451,20
		26	2 368,47	2 368,47	2 368,47	2 561,74
		29	2 577,33	2 577,33	2 577,33	2 787,63
<b>Hoek Street</b>	1 Bedroom	22	2 071,36	2 071,36	2 071,36	2 240,38
		28	2 542,11	2 542,11	2 542,11	2 749,55
		10	941,52	941,52	941,52	1 018,35
	1 Bedroom		1 888,77	1 888,77	1 888,77	2 042,89
	1 Bedroom		1 433,44	1 433,44	1 433,44	1 550,41
	1 Bedroom		1 075,08	1 075,08	1 075,08	1 162,81
<b>(Tenant moved from Casa Mia)</b>			2 360,70	2 360,70	2 360,70	2 553,33
<b>Phoenix house</b>	room	11	799,86	799,86	799,86	865,13
	room	14	888,73	888,73	888,73	961,25
	room	16	999,82	999,82	999,82	1 081,41
	room	19	1 110,92	1 110,92	1 110,92	1 201,57
	room	20	1 133,13	1 133,13	1 133,13	1 225,60
	room	21	1 144,24	1 144,24	1 144,24	1 237,61

	room	23	1 210,90	1 210,90	1 210,90	1 309,71
	room	25	1 222,01	1 222,01	1 222,01	1 321,72
	room	26	1 277,55	1 277,55	1 277,55	1 381,80
	room	28	1 288,66	1 288,66	1 288,66	1 393,82
	room	30	1 333,10	1 333,10	1 333,10	1 441,88
	room	31	1 344,21	1 344,21	1 344,21	1 453,90
	room	38	1 555,28	1 555,28	1 555,28	1 682,19
<b>Devland</b>						
	1 bedroom	35	733,20	733,20	733,20	793,03
	1 bedroom	38	933,17	933,17	933,17	1 009,32
	2 bedroom	42	1 333,10	1 333,10	1 333,10	1 441,88
	1 bedroom	38	1 555,28	1 555,28	1 555,28	1 682,19
	2 bedroom	42	1 833,01	1 833,01	1 833,01	1 982,59
	2 bedroom	42	2 444,02	2 444,02	2 444,02	2 643,45
	2 bedroom	48	3 110,56	3 110,56	3 110,56	3 364,39
<b>Turfontein</b>	1bed	34,40	966,50	966,50	966,50	1 045,36
	1bedroom	35,70	1 333,10	1 333,10	1 333,10	1 441,88
	2 bedroom -1bc	43,50	1 666,37	1 666,37	1 666,37	1 802,35
	2 bedroom	43,50	2 332,92	2 332,92	2 332,92	2 523,29
	2 bedroom 1bc	46,70	3 888,21	3 888,21	3 888,21	4 205,48
	2 bedroom	46,70	3 600,00	3 600,00	3 600,00	3 893,76
	2 C bedroom 1bc	51,10	3 800,00	3 800,00	3 800,00	4 110,08
	2 D bedroom	44,60	2 999,47	2 999,47	2 999,47	3 244,23
	2 Ebedroom 1bc	44,60	3 443,84	3 443,84	3 443,84	3 724,86
	communal	16,50	755,42	755,42	755,42	817,07
	2 bedroom	43,50	2 666,20	2 666,20	2 666,20	2 883,76
<b>Textile Building 125 kerk street</b>	bachelor	21,20	1 866,34	1 866,34	1 866,34	2 018,63
	bachelor	24,00	2 132,96	2 132,96	2 132,96	2 307,01
	bachelor	25,00	2 221,83	2 221,83	2 221,83	2 403,13
	1 bedroom	32,00	2 915,04	2 915,04	2 915,04	3 152,91

	2 bedroom		3 649,87	3 649,87	3 649,87	3 947,70
	2 bedroom		3 845,12	3 845,12	3 845,12	4 158,89
	2 bedroom		3 724,97	3 724,97	3 724,97	4 028,93
	2 bedroom		3 980,31	3 980,31	3 980,31	4 305,11
	2 bedroom		4 941,59	4 941,59	4 941,59	5 344,82
	2 bedroom		4 956,61	4 956,61	4 956,61	5 361,07
	2 bedroom					
<b>Diamond Building 123 Kerk street</b>	bachelor	30,00	2 666,20	2 666,20	2 666,20	2 883,76
	1 bedroom	36,00	3 279,42	3 279,42	3 279,42	3 547,03
	2 bedroom	36,00	3 359,41	3 359,41	3 359,41	3 633,54
	2 bedroom	37,00	3 452,73	3 452,73	3 452,73	3 734,47
	2 bedroom	39,00	3 639,36	3 639,36	3 639,36	3 936,33
	2 bedroom	42,00	3 919,31	3 919,31	3 919,31	4 239,13
<b>(Tenants moved from Casa Mia)</b>						
	2 bedroom		1 126,50	1 126,50	1 126,50	1 218,42
	2 bedroom		1 201,60	1 201,60	1 201,60	1 299,65
	2 bedroom		1 216,62	1 216,62	1 216,62	1 315,90
	2 bedroom		1 351,81	1 351,81	1 351,81	1 462,11
	2 bedroom		1 652,20	1 652,20	1 652,20	1 787,02
	2 bedroom		1 502,00	1 502,00	1 502,00	1 624,57
	2 bedroom		1 592,12	1 592,12	1 592,12	1 722,04
	2 bedroom		1 682,25	1 682,25	1 682,25	1 819,52
	2 bedroom		1 802,41	1 802,41	1 802,41	1 949,48
	2 bedroom		1 652,20	1 652,20	1 652,20	1 787,02
	2 bedroom		1 411,89	1 411,89	1 411,89	1 527,10
	2 bedroom		1 502,00	1 502,00	1 502,00	1 624,57
	2 bedroom		1 577,10	1 577,10	1 577,10	1 705,79
	2 bedroom		1 652,20	1 652,20	1 652,20	1 787,02
	2 bedroom		2 403,21	2 403,21	2 403,21	2 599,31
	2 bedroom		1 832,44	1 832,44	1 832,44	1 981,97
	2 bedroom		1 967,62	1 967,62	1 967,62	2 128,18
	2 bedroom		2 042,73	2 042,73	2 042,73	2 209,42
	2 bedroom		2 162,89	2 162,89	2 162,89	2 339,38
	2 bedroom		2 237,98	2 237,98	2 237,98	2 420,60
	2 bedroom		2 313,08	2 313,08	2 313,08	2 501,83
	2 bedroom		2 403,21	2 403,21	2 403,21	2 599,31
	2 bedroom		2 778,71	2 778,71	2 778,71	3 005,45
	2 bedroom		4 506,01	4 506,01	4 506,01	4 873,70

	2 bedroom		2 763,69	2 763,69	2 763,69	2 989,21
	2 bedroom		3 004,01	3 004,01	3 004,01	3 249,13
	2 bedroom		3 154,21	3 154,21	3 154,21	3 411,60
	2 bedroom		3 604,81	3 604,81	3 604,81	3 898,96
	2 bedroom		3 649,87	3 649,87	3 649,87	3 947,70
	2 bedroom		3 845,12	3 845,12	3 845,12	4 158,89
	2 bedroom		3 724,97	3 724,97	3 724,97	4 028,93
	2 bedroom		3 980,31	3 980,31	3 980,31	4 305,11
	2 bedroom		4 941,59	4 941,59	4 941,59	5 344,82
	2 bedroom		4 956,61	4 956,61	4 956,61	5 361,07
Parking Fee						
80 Plein Street	Basemet		200,00	200,00	200,00	216,32
Hoek Street	Basemet		200,00	200,00	200,00	216,32
Kliptown Square	Open Parking		150,00	150,00	150,00	162,24
Roodepoort	Open Parking		150,00	150,00	150,00	162,24
Antea Hostel	Open Parking		150,00	150,00	150,00	162,24
City Deep	Open Parking		150,00	150,00	150,00	162,24
Fleurhof	Open Parking		150,00	150,00	150,00	162,24
Fleurhof Riverside	Open Parking		150,00	150,00	150,00	162,24
AA House	Basemet		200,00	200,00	200,00	216,32
Selby Village	Open Parking		150,00	150,00	150,00	162,24
Orlando Ekhaya	Open Parking		150,00	150,00	150,00	162,24
Turfontein	Open Parking		150,00	150,00	150,00	162,24
Dobsonville	Undercover		200,00	200,00	200,00	216,32
	Open Parking		150,00	150,00	150,00	162,24
New Projects						
Dobsonville	1 Bedroom	34.21	895,9	895,90	895,90	969,01
	1 Bedroom	34.41	1370,2	1 370,20	1 370,20	1 482,01
	2 Bedroom	42.37	1897,2	1 897,20	1 897,20	2 052,01
	2 Bedroom	43	2845,8	2 845,80	2 845,80	3 078,02
80 Plein Street						
Subsidized	1 Bedroom	32	1 650,00	1 650,00	1 650,00	1 784,64
	1 Bedroom	35	1 805,00	1 805,00	1 805,00	1 952,29
	2 Bedroom	46	3 200,00	3 200,00	3 200,00	3 461,12
Unsubsidized	Room	11	1 029,00	1 029,00	1 029,00	1 112,97
	Room	13	1 216,00	1 216,00	1 216,00	1 315,23
	Room	15	1 403,00	1 403,00	1 403,00	1 517,48
	Room	16	1 496,00	1 496,00	1 496,00	1 618,07
	Bachelor	21	1 964,00	1 964,00	1 964,00	2 124,26

	1 Bedroom	35	2 500,00	2 500,00	2 500,00	2 704,00
<b>133 Albert Street</b>						
Basement & Ground (Duplex shared)	3 shared rooms	69.5 + 3.8 to 10.5 (Balcony)	1 032,92	1 032,92	1 032,92	1 117,21
room units - 12 units)						
	Studio	21.4 + 4.1 to 4.4 (Balcony)	1 739,10	1 739,10	1 739,10	1 881,01
	1 Bedroom	32,50	2 529,60	2 529,60	2 529,60	2 736,02
	Studio	20.3 to 21.5	1 475,60	1 475,60	1 475,60	1 596,01
	MIP Unit 1 bed	25,20	1 897,20	1 897,20	1 897,20	2 052,01
	1 Bedroom	25,50	2 055,30	2 055,30	2 055,30	2 223,01
<b>Commercial Tenants</b>						
<b>Union Square: Retail</b>						
	Shop 1	187,63	34 934,47	34 934,47	34 934,47	37 785,12
	Shop 2	127,15	20 767,32	20 767,32	20 767,32	22 461,94
	Shop 3	105,11	12 362,18	12 362,18	12 362,18	13 370,93
	Shop 5	306,13	18 811,14	18 811,14	18 811,14	20 346,13
	Shop 7	128,88	7 064,14	7 064,14	7 064,14	7 640,57
	Shop 8	189,00	10 220,06	10 220,06	10 220,06	11 054,02
	Shop 9	127,34	6 885,84	6 885,84	6 885,84	7 447,72
	Shop 10	296,79	70 030,89	70 030,89	70 030,89	75 745,41
<b>Booyssens Place</b>						
	Office 22	41,25	3 244,46	3 244,46	3 244,46	3 509,21
	Shop 102	42,20	10 372,46	10 372,46	10 372,46	11 218,85
	Shop 104	49,23	16 638,03	16 638,03	16 638,03	17 995,69
	Shop 105	82,50	6 894,49	6 894,49	6 894,49	7 457,08
	Shop 106	74,90	7 732,15	7 732,15	7 732,15	8 363,10
	Shop 107	67,20	10 240,71	10 240,71	10 240,71	11 076,35
	Shop 109	124,11	18 608,26	18 608,26	18 608,26	20 126,70

	Shop 110	41,05	4 792,66	4 792,66	4 792,66	5 183,74
	Shop 112	26,57	3 591,90	3 591,90	3 591,90	3 885,00
<b>NBS</b>						
	Parking bays (100)		95 029,00	95 029,00	95 029,00	102 783,37
	Shop 1		103 792,67	103 792,67	103 792,67	112 262,15
	Shop 2		6 517,79	6 517,79	6 517,79	7 049,64
	Shop 3		135 810,83	135 810,83	135 810,83	146 892,99
	Shop 4		77 017,56	77 017,56	77 017,56	83 302,20
	Shop 5		11 588,15	11 588,15	11 588,15	12 533,74
	Shop 6		15 109,88	15 109,88	15 109,88	16 342,84
<b>Raschers</b>						
	Shop 1	150	5 530,34	5 530,34	5 530,34	5 981,61
	Shop 2	130	12 621,46	12 621,46	12 621,46	13 651,37
	Shop 3	130	117 906,81	117 906,81	117 906,81	127 528,00
	Shop 4	130,66	6 583,63	6 583,63	6 583,63	7 120,86
<b>23 Kerk Street</b>						
	Shop 1	213,64	11 552,46	11 552,46	11 552,46	12 495,14
	Shop 2	200	10 814,88	10 814,88	10 814,88	11 697,38
	Shop 3	235,36	14 173,20	14 173,20	14 173,20	15 329,73
<b>25 Kerk Street</b>						
	Shop 1 & 2	145,2	17 844,56	17 844,56	17 844,56	19 300,67
	Shop 3	228,25	2 244,08	2 244,08	2 244,08	2 427,20
	Shop 4	38,72	16 559,75	16 559,75	16 559,75	17 911,03
	Shop 5	32,61	14 387,47	14 387,47	14 387,47	15 561,49
	Shop 6	225,6	6 099,59	6 099,59	6 099,59	6 597,32
	Shop 7	159,72	4 907,25	4 907,25	4 907,25	5 307,68
	Shop 8	68,2	31 849,83	31 849,83	31 849,83	34 448,77
	Outdoor Advert Site	41,18	15 526,76	15 526,76	15 526,76	16 793,74
<b>16 Wolmarans (283)</b>						
	Shop 01		6 279,05	6 279,05	6 279,05	6 791,42
	Shop 03		6 444,59	6 444,59	6 444,59	6 970,47
	Shop 04		5 441,08	5 441,08	5 441,08	5 885,07
	Shop 05		2 728,53	2 728,53	2 728,53	2 951,18
<b>AA House Retail</b>		<b>Rate m2</b>				
	Shop 1	221,65	11 713,19	11 713,19	11 713,19	12 668,99
	Shop 2	211,8	18 480,91	18 480,91	18 480,91	19 988,96
	Shop 3	211,8	22 125,04	22 125,04	22 125,04	23 930,44
	Shop 4	211,8	22 125,04	22 125,04	22 125,04	23 930,44

	Shop 5	211,8	27 330,94	27 330,94	27 330,94	29 561,14
	Shop 6	211,8	15 617,67	15 617,67	15 617,67	16 892,07
	Shop 7	211,8	27 591,22	27 591,22	27 591,22	29 842,66
	Shop 8	211,8	20 042,68	20 042,68	20 042,68	21 678,16
	Shop 9	211,8	20 042,68	20 042,68	20 042,68	21 678,16
	Shop 10	211,8	26 029,46	26 029,46	26 029,46	28 153,46
	Shop 11	211,8	24 845,12	24 845,12	24 845,12	26 872,48
<b>UNION SQUARE</b>	<b>TPOLOGY</b>	<b>RATES</b>	<b>2020/2021`</b>	<b>2021/2022</b>	<b>2022/2023</b>	<b>2023/2024</b>
Primary Beneficiary	1 Bedroom	32	R1 650	R1 650	R1 650	
Secondary Beneficiary	1 Bedroom	35	R1 805	R1 805	R1 805	
<b>Secondary Beneficiary</b>	2 bedroom	46	R3 200	R3 200	R3 200	
<b>None SHRA</b>	room	11	R1 029	R1 029	R1 029	
	room	13	R1 216	R1 216	R1 216	
	room	15	R1 403	R1 403	R1 403	
	room	16	R1 496	R1 496	R1 496	
	room	21	R1 964	R1 964	R1 964	
	Bachelor	32	R2 500	R2 500	R2 500	
	1 Bedroom	11	R1 029	R1 029	R1 029	
<b>Abel Street</b>	<b>TPOLOGY</b>	<b>RATES</b>	<b>2020/2021`</b>	<b>2021/2022</b>	<b>2022/2023</b>	<b>2023/2024</b>
	1bedroom	35 SQM			R1 804,60	R1 804,60
	2 bedroom	40 SQM			R2 782,80	R2 782,80
<b>Princess Plot</b>	<b>TPOLOGY</b>	<b>RATES</b>	<b>2020/2021`</b>	<b>2021/2022</b>	<b>2022/2023</b>	<b>2023/2024</b>
	1 bedroom	32 SQM			R1 649.00	R1 649.00
	2 bedroom	39 SQM			R2 713.23	R2 713.23
<b>Claim Street</b>	<b>TPOLOGY</b>	<b>RATES</b>	<b>2020/2021`</b>	<b>2021/2022</b>	<b>2022/2023</b>	<b>2023/2024</b>
	room	33 SQM			R1 701.48	R1 701.48



	1 bedroom	36,00	3 279,42	3 279,42	3 279,42	3 547,03
	1 bedroom	39,00	3 552,71	3 552,71	3 552,71	3 842,61
	1 bedroom	40,00	3 643,80	3 643,80	3 643,80	3 941,14
	2 bedroom	47,00	4 385,90	4 385,90	4 385,90	4 743,79
	bachelor	21,20	2 555,11	2 555,11	2 555,11	2 763,60
	1 bedroom	32,00	1 395,31	1 395,31	1 395,31	1 509,17
	1 bedroom	40,00	1 760,58	1 760,58	1 760,58	1 904,24
	1 bedroom	40,00	2 336,58	2 336,58	2 336,58	2 527,24
	2 bedroom	47,00	2 843,94	2 843,94	2 843,94	3 076,01
(Tenants moved from Casa Mia)	2 bedroom		1 126,50	1 126,50	1 126,50	1 218,42
	2 bedroom		1 201,60	1 201,60	1 201,60	1 299,65
	2 bedroom		1 216,62	1 216,62	1 216,62	1 315,90
	2 bedroom		1 351,81	1 351,81	1 351,81	1 462,11
	2 bedroom		1 652,20	1 652,20	1 652,20	1 787,02
	2 bedroom		1 502,00	1 502,00	1 502,00	1 624,57
	2 bedroom		1 592,12	1 592,12	1 592,12	1 722,04
	2 bedroom		1 682,25	1 682,25	1 682,25	1 819,52
	2 bedroom		1 802,41	1 802,41	1 802,41	1 949,48
	2 bedroom		1 652,20	1 652,20	1 652,20	1 787,02
	2 bedroom		1 411,89	1 411,89	1 411,89	1 527,10
	2 bedroom		1 502,00	1 502,00	1 502,00	1 624,57
	2 bedroom		1 577,10	1 577,10	1 577,10	1 705,79
	2 bedroom		1 652,20	1 652,20	1 652,20	1 787,02
	2 bedroom		2 403,21	2 403,21	2 403,21	2 599,31
	2 bedroom		1 832,44	1 832,44	1 832,44	1 981,97
	2 bedroom		1 967,62	1 967,62	1 967,62	2 128,18
	2 bedroom		2 042,73	2 042,73	2 042,73	2 209,42
	2 bedroom		2 162,89	2 162,89	2 162,89	2 339,38
	2 bedroom		2 237,98	2 237,98	2 237,98	2 420,60
	2 bedroom		2 313,08	2 313,08	2 313,08	2 501,83
	2 bedroom		2 403,21	2 403,21	2 403,21	2 599,31
	2 bedroom		2 778,71	2 778,71	2 778,71	3 005,45
	2 bedroom		4 506,01	4 506,01	4 506,01	4 873,70
	2 bedroom		2 763,69	2 763,69	2 763,69	2 989,21
	2 bedroom		3 004,01	3 004,01	3 004,01	3 249,13
	2 bedroom		3 154,21	3 154,21	3 154,21	3 411,60
	2 bedroom		3 604,81	3 604,81	3 604,81	3 898,96

## ANNEXURE 7

### AMENDMENT OF TARIFF OF CHARGES FOR REA VAYA BRT FARES

In terms of Sections 17(3)(a)(ii) and 22(a)(i) and (ii) of the Local Government: Municipal Finance Management Act, 2003 (Act 56 of 2003) and Sections 21(1) and (3), 21A and 75A(3) and (4) of the Local Government: Municipal Systems Act, 2000 (Act 32 of 2000) as amended, it is hereby notified that the City of Johannesburg has, in terms of Sections 11(3)(i) and 75A(1) and (2) of the Local Government: Municipal Systems Act, 2000 (Act 32 of 2000) as amended, read with Section 24(2)(c)(ii) of the Local Government: Municipal Financial Management Act, 2003 (Act 56 of 2003), amended its Tariff of Charges for Rea Vaya BRT Fares with effect on 1 July 2022.

It is proposed that the Rea Vaya tariffs be increased by 5.5% for the 2022/2023 financial year as it will strive to achieve an optimum balance between operational sustainability and user affordability.

The proposed tariffs are as per the tables below:

#### Proposed 2022/23 non-frequent user fares

Rea Vaya Journey Length	2022/23 Proposed Fares	
	Peak Fares	Off Peak Fares
Less than 5km (Minimum Fare)	R9.50	R8.50
More than 5km but less than and equals to 10km	R12.00	R11.00
More than 10km but less than and equals to 15km	R14.50	R13.00
More than 15km but less than and equals to 25km	R16.00	R15.00
More the 25km but less than 35km	R18.00	R16.00
More than 35km but less than 45km	R20.00	R17.00
More than 45km (Maximum fare)	R25.00	R22.50
Penalty Fees	R60.00	R60.00
Penalty fees from inspection	R110.00	R110.00

#### Proposed 2022/23 fare media fees

Type of card	Fee
Occasional users – one trip card	R30.00
Events occasional users – two trip card	R60.00
EMV card (new/replacement)	R35.00

Proposed 2022/23 Rea Vaya Travel Bonus Points

Rea Vaya Passenger Load Values	Additional Bonus	Additional Bonus Value
From R10 – R50	0	R0
From R51 – R100	5%	From R2.60 – R5.00
From R101 – R200	7.50%	From R7.60 – R15.00
From R201 – R300	10%	From R20.10 – R30.00
From R301 – R700	12.50%	From R37.60 – R87.50

## AMENDMENT OF TARIFF OF CHARGES FOR METROPOLITAN BUS FARES

## ADULT FARES

**FARES FOR SCHOLARS IN UNIFORM**

## PENSIONER FARES

<b>1</b>	R4,20	R 3,80	
<b>2</b>	R5,80	R 5,70	
<b>3</b>	R7,50	R 6,90	
<b>4</b>	R9,40	R 8,70	
<b>5</b>	R10,60	R 10,10	

6	R12,80	R 11,10	
7	R14,10	R 13,20	
8	R15,50	R 14,30	
FARES FOR PERSONS WITH DISABILITIES			
1	R9,80	R 8,90	
2	R10,80	R 10,10	
3	R13,30	R 0,00	
4	R16,10	R 0,00	
5	R18,70	R 0,00	
6	R20,00	R 18,70	
7	R22,10	R 19,90	
8	R23,10	R 21,10	
FARES FOR CHILDREN BETWEEN THE AGES OF 3 AND 12 YEARS OLD			
1	R10,30	R 9,40	
2	R11,90	R 10,50	
3	R13,80	R 13,00	
4	R17,10	R 15,70	
5	R19,60	R 17,70	
6	R20,90	R 19,40	
7	R22,90	R 20,70	
8	R24,60	R 22,70	
COST OF SMARTCARD R84.30			

## ANNEXURE 9

### AMENDMENT OF TARIFF OF CHARGES FOR MISCELLANEOUS TRAFFIC RELATED SERVICES

In terms of Sections 17(3)(a)(ii) and 22 (a)(i) and (ii) of the Local Government Municipal Finance Management Act, 2003 (Act 56 of 2003) and Sections 21(1) and (3), 21(A) and 75A(3) and (4) of the Local Government: Municipal Systems Act, 2000 (Act 32 of 2000) as amended, it is hereby notified that the City of Johannesburg has, in terms of Sections 11(3)(i) and 75A (1) and (2) of the Local Government: Municipal Systems Act, 2000 (Act 32 of 2000) as amended, read with Section 24(2)(c)(ii) of the Local Government Municipal Finance Management Act, 2003 (Act 56 of 2003) amended its Tariff of Charges for Miscellaneous Traffic Related Services with effect from 1 July 2022.

The following charges will be effective from 1 July 2022:

	<b>Service</b>	Current Tariff	Proposed Tariff from 1 July 2022	Cpi % Incr.	Proposed Tariff from 1 July 2023	Proposed Tariff from 1 July 2024
1	<p>1.1. Impounding of Vehicles for offences other than illegal dumping</p> <p>The proposed increase is in line with market related charges, cost recovery principles and is considered to be a deterrent to unlawful behaviour. In addition this tariff is in line with the proposed tariff for the impounding of non-perishable goods (16 below).</p> <ul style="list-style-type: none"><li>▪ The estimated additional revenue is R704 300 (2022/23), R741 700 (2023/24) and R784 300 (2024/25).</li></ul>	R3 261	R3 424	5.0%	R3 439	R3 594
2	<p>Storage of Impounded vehicles per 24 hours after the first 48 hours.</p> <ul style="list-style-type: none"><li>▪ The proposed increase is considered to be a deterrent to unlawful behaviour and this tariff is in line with the proposed tariff for the storage of goods (17 below).</li></ul>	R135	R142	5.0%	R148	R155

	<b>Service</b>	Current Tariff	Proposed Tariff from 1 July 2022	Cpi % Incr.	Proposed Tariff from 1 July 2023	Proposed Tariff from 1 July 2024
	<ul style="list-style-type: none"> <li>It is estimated additional income is R142 500 (2022/23), R150 100 (2023/24) and R158 801 (2024/25)</li> </ul>					
3(a)	Copy of a Road Traffic Accident Report <ul style="list-style-type: none"> <li>The estimated additional income is R401 200 (2022/23), R422 500 (2023/24) and R446 800 (2024/25)</li> </ul>	R347	R364	5.0%	R380	R435
3(b) (ii)	Copy of Normal Accident Report Produced by the Accident Reconstruction Team (includes maximum of 25 photographs) <ul style="list-style-type: none"> <li>The purpose of this tariff is to cover the cost of supplying a professionally re-constructed accident report to a prospective claimant.</li> <li>This is a high quality technical accident report that is drawn up by specially trained Metro Police Officers from the Accident Reconstruction Team.</li> <li>These officers who are on standby at all times, respond to all serious accidents and have to be paid standby allowance plus overtime payment.</li> <li>These reconstructed accident reports are very detailed and time consuming to construct.</li> <li>Additional photographs should be charged for at the tariff under Item 4.</li> </ul>	R4 574	R4 803	5.0%	R5 019	R5 245

	<b>Service</b>	Current Tariff	Proposed Tariff from 1 July 2022	Cpi % Incr.	Proposed Tariff from 1 July 2023	Proposed Tariff from 1 July 2024
	<ul style="list-style-type: none"> <li>The estimated additional income R20 600 (2022/23), R21 700 (2023/24) and R23 000 (2024/25)</li> </ul>					
3(c)	<p>Provision of Accident Statistics drawn by the Accident Office, provided that the Chief of Police may in terms of section 79(16)(c) of the Local Government Ordinance, 1939 (Ordinance 17 of 1939) provide the statistics free of charge to an institution, organization, society or club (including the State and Province) referred to in section 79(16)(a) or (b) of the ordinance.</p> <ul style="list-style-type: none"> <li>The purpose of this tariff is to cover the costs involved in compiling and supplying accident statistics to professional bodies (e.g. consultants) and other individuals who request information of this nature</li> <li>The proposal that this tariff be levied at the discretion of the Chief of Police is made because it would not always be appropriate to levy the tariff. (e.g. Provincial Government (the provider of NATIS (National Traffic Information System) which is used to compile accident statistics and Central Government)</li> <li>It is estimated that additional income from this source will be negligible</li> </ul>	R3 751 (per request)	R3 939 (per request)	5.0%	R4 116 (per request)	R4 301 (per request)
4	<p>Copy of any photographs taken at the scene of an Accident</p> <ul style="list-style-type: none"> <li>It is estimated that additional income from</li> </ul>	R89 (per photo)	R93 (per photo)	5.0%	R97 (per photo)	R101 (per photo)



	<b>Service</b>	Current Tariff	Proposed Tariff from 1 July 2022	Cpi % Incr.	Proposed Tariff from 1 July 2023	Proposed Tariff from 1 July 2024
	this source will be negligible					
5	Training of Traffic Officers (External Candidates) <ul style="list-style-type: none"> <li>The estimated additional income is R152 800 (2022/23), R160 900 (2023/24) and R170 200 (2024/25).</li> </ul>	R17 401	R18 271	5.0%	R19 093	R19 952
6	Training of Metro Police Officers (External Candidates) <ul style="list-style-type: none"> <li>This tariff incorporates the Traffic Officer training as well as the cost of the skills program.</li> <li>The estimated additional income is R148 200 (2022/23), R156 100 (2023/24) and R165 100 (2024/25).</li> </ul>	R22 664	R23 797	5.0%	R24 868	R25 987
7	Traffic Metro Police Skills program (External Candidates) <ul style="list-style-type: none"> <li>The estimated additional income is R20 600 (2022/23), R21 700 (2023/24) and R23 000 (2024/25).</li> </ul>	R5 210	R5 471	5.0%	R5 717	R5 974
8	Authorised Officer Course (Law Enforcement) (External Candidates) <ul style="list-style-type: none"> <li>The estimated additional income is R131 100 (2022/23), R138 100 (2023/24) and R146 100 (2024/25)</li> </ul>	R7 086	R7 440	5.0%	R7 775	R8 125
9	Training of Traffic Wardens (Class A) (External Candidates) <ul style="list-style-type: none"> <li>The estimated additional</li> </ul>	R7 086	R7 440	5.0%	R7 775	R8 125

	<b>Service</b>	Current Tariff	Proposed Tariff from 1 July 2022	Cpi % Incr.	Proposed Tariff from 1 July 2023	Proposed Tariff from 1 July 2024
	income is R131 100 (2022/23) R138 100 (2023/24) and R146 100 (2024/25)					
	Verification of qualifications of MPO's	R250	R263	5.0%	R275	R287
	Usage to the shooting range	R100	R105	5.0%	R110	R115
10	Training of Peace Officers  <ul style="list-style-type: none"> <li>The estimated additional income is R127 900 (2022/23), R134 700 (2023/24) and R142 500 (2024/25).</li> </ul>	R938	R985	5.0%	R1 075	R1 123
11	Driver Training (Defensive Driving) Candidate making use of own vehicle.  Candidate making use of JMPD vehicle  <ul style="list-style-type: none"> <li>The estimated additional income is R136 900 (2022/23), R144 200 (2023/24) and R152 500 (2024/25). Other Fees for:</li> <li>Lost Vehicle Tag</li> <li>Lost appointment cards</li> <li>Duplicate Certificates</li> </ul>	R3 908   R6 252  R156 R78 R156	R4 103   R6 565  R164 R82 R164	5.0%   5.0% 5.0% 5.0%	R4 288   R6 860  R171 R86 R171	R4 481   R7 169  R179 R90 R179
12	Training Of Dog Handlers   Explosives Detection Narcotics Detection Tracker Dog Handler Patrol Dog Handler	   R10 420 R10 420 R5 418 R10 420	   R10 941 R10 941 R5 689 R10 941	   5.0% 5.0% 5.0% 5.0%	   R11 433 R11 433 R5 945 R11 433	   R11 947 R11 947 R6 213 R11 947

	<b>Service</b>	<b>Current Tariff</b>	<b>Proposed Tariff from 1 July 2022</b>	<b>Cpi % Incr.</b>	<b>Proposed Tariff from 1 July 2023</b>	<b>Proposed Tariff from 1 July 2024</b>
	<ul style="list-style-type: none"> <li>▪ The estimated additional income is R147 000 (2022/23) R154 800 (2023/24) and R163 800 (2024/25).</li> </ul>					
13	<p>Sale of Dogs</p> <ul style="list-style-type: none"> <li>▪ The JMPD receives generous donations of dogs and can in many instances sell dogs to potential dog handlers.</li> <li>▪ This charge includes the cost of kennelling, food and medical treatment.</li> <li>▪ It is anticipated that additional income from this source will be negligible.</li> </ul> <p>Sale of Horse</p> <ul style="list-style-type: none"> <li>▪ The charge includes the cost of stabling, food and medical treatment</li> </ul> <p>It is anticipated that additional income from this source will be negligible.</p>	R2 240	R2 352	5.0%	R2 458	R2 569
		R2 709	R2 813	5.0%	R2 940	R3 072
14	<p>Traffic Control – Filming on Public Roads</p> <p>All organisations – per hour or part thereof.</p> <ul style="list-style-type: none"> <li>▪ The estimated additional income is R163 100 (2022/23), R171 800 (2023/24) and R181 700 (2024/25).</li> <li>▪ Parking Fee Proposal For the cars that are part of the filming production(more input here)</li> </ul>	R990	R1 040	5.0%	R1 087	R1 136

	<b>Service</b>	Current Tariff	Proposed Tariff from 1 July 2022	Cpi % Incr.	Proposed Tariff from 1 July 2023	Proposed Tariff from 1 July 2024
15	<p>Impounding of Goods</p> <ul style="list-style-type: none"> <li>Perishable goods</li> <li>Non-perishable goods (including caravans, trailers and containers)</li> <li>The present tariff for the impounding of perishable goods is considered to be adequate. The proposed tariff for non-perishable goods is in line with the proposed tariff for the impounding of vehicles (1 above).</li> <li>The estimated additional income is R143 700 (2022/23), R151 400 (2023/24) and R160 200 (2024/25).</li> </ul>	<p>R1 667</p> <p>R3 334</p>	<p>R1 750</p> <p>R3 501</p>	<p>5.0%</p> <p>5.0%</p>	<p>R1 829</p> <p>R3 659</p>	<p>R1 911</p> <p>R3 824</p>
16	<p>Storage of Goods per 24 hours after the first 48 hours</p> <ul style="list-style-type: none"> <li>The tariff is in line with the proposed tariff for the storage of impounded vehicles (Item 2 above).</li> <li>It is anticipated that additional income from this source will be negligible.</li> </ul>	R135	R142	5.0%	R148	R155
17	<p>Mass Measurement of Vehicles</p> <ul style="list-style-type: none"> <li>The estimated additional income R143 000 (2022/23), R150 600 (2023/24) and R159 300 (2024/25).</li> </ul>	R208	R218	5.0%	R228	R238
18	<p>Funeral Escorts</p> <ul style="list-style-type: none"> <li>The estimated additional income R342 000 (2022/23), R360 200 (2023/24) and R381 000 (2024/25).</li> </ul>	R1 489	R1 563	5.0%	R1 633	R1 706

	<b>Service</b>	Current Tariff	Proposed Tariff from 1 July 2022	Cpi % Incr.	Proposed Tariff from 1 July 2023	Proposed Tariff from 1 July 2024

19	Special Events Costing					
	▪ Costing of Chief Supt.					
	Normal Rate p/h	R395	R413	4.5%	R432	R451
	Overtime Rate p/h	R593	R620	4.5%	R648	R677
	P/H / Sunday Rate p/h	R789	R825	4.5%	R862	R901
	▪ Costing of Supt.					
	Normal Rate p/h	R303	R317	4.5%	R331	R346
	Overtime Rate p/h	R454	R475	4.5%	R496	R518
	P/H / Sunday Rate p/h	R598	R625	4.5%	R653	R683
	▪ Costing of Inspector					
	Normal Rate p/h	R232	R242	4.5%	R253	R264
	Overtime Rate p/h	R347	R363	4.5%	R379	R396
	P/H / Sunday Rate p/h	R463	R484	4.5%	R506	R529
	▪ Costing of Sergeant					
	Normal Rate p/h	R204	R213	4.5%	R223	R233
	Overtime Rate p/h	R305	R319	4.5%	R333	R348
	P/H / Sunday Rate p/h	R373	R390	4.5%	R408	R426
	▪ Costing of MPO					
	Normal Rate p/h	R197	R206	4.5%	R215	R225
	Overtime Rate p/h	R294	R307	4.5%	R321	R335
	P/H / Sunday Rate p/h	R392	R410	4.5%	R428	R447
	▪ Costing of Aut Officer					
	Normal Rate p/h	R197	R206	4.5%	R215	R225
	Overtime Rate p/h	R294	R307	4.5%	R321	R335
	P/H / Sunday Rate p/h	R392	R410	4.5%	R428	R447
	▪ Costing Driver					
	Normal Rate p/h	R126	R132	4.5%	R138	R144
	Overtime Rate p/h	R189	R198	4.5%	R207	R216
	P/H / Sunday Rate p/h	R252	R264	4.5%	R276	R288
	▪ Costing Workman					
	Normal Rate p/h	R96	R100	4.5%	R105	R110
	Overtime Rate p/h	R143	R149	4.5%	R156	R163
	Sunday Rate p/h	R191	R200	4.5%	R209	R218
	▪ Security					
	▪ Costing of Assistant Director					
	Normal Rate p/h	R395	R413	4.5%	R432	R451
	Overtime Rate p/h	R593	R620	4.5%	R648	R677
	P/H / Sunday Rate p/h	R789	R825	4.5%	R862	R901
	▪ Costing of Manager Security					
	Normal Rate p/h	R232	R242	4.5%	R253	R264
	Overtime Rate p/h	R347	R363	4.5%	R379	R496
	P/H / Sunday Rate p/h	R463	R484	4.5%	R506	R529
	▪ Costing of Supervisor Security					
	Normal Rate p/h	R204	R213	4.5%	R223	R233
	Overtime Rate p/h	R305	R319	4.5%	R333	R348
	P/H / Sunday Rate p/h	R373	R390	4.5%	R408	R426
	▪ Costing of Security Guards					
	Normal Rate p/h	R197	R206	4.5%	R215	R225
	Overtime Rate p/h	R294	R307	4.5%	R321	R335
	p/h	R	RR	4.3%	R394.00	R420.00
	P/H / Sunday Rate p/h	R344.42	R369.00	7.1%		

	<b>Service</b>	Current Tariff	Proposed Tariff from 1 July 2022	Cpi % Incr.	Proposed Tariff from 1 July 2023	Proposed Tariff from 1 July 2024
	P/H / Sunday Rate p/h	R392	R410	4.5%	R428	R447
	Special Events Costing Planning Costs: <ul style="list-style-type: none"> <li>▪ Costing of Chief Supt.</li> <li>▪ Costing of Supt.</li> <li>▪ Costing of Inspector</li> <li>▪ Costing of Sergeant</li> <li>▪ Costing of MPO</li> <li>▪ Costing of Aut. Officer</li> </ul>	R395 R303 R232 R204 R197 R197	R413 R317 R242 R213 R206 R206	4.5% 4.5% 4.5% 4.5% 4.5% 4.5%	R432 R331 R253 R223 R215 R215	R451 R346 R264 R233 R225 R225
	Special Events Costing Escort of Abnormal loads Costs: <ul style="list-style-type: none"> <li>▪ Costing of Supt.</li> <li>▪ Costing of MPO</li> </ul>	R303 R232	R317 R242	4.5% 4.5%	R331 R253	R346 R264
	Special Events Costing Vehicles Costs: <ul style="list-style-type: none"> <li>▪ 2.5 Double Cab.</li> <li>▪ 2.0 Sedan.</li> <li>▪ 1.6 Sedan</li> <li>▪ 1.3 Hatch Back</li> <li>▪ Motor - Cycle</li> <li>▪ 5 Ton Breakdown</li> <li>▪ 3 Ton Breakdown</li> <li>▪ Kombi</li> </ul> <p>The estimated additional income is R1 151 600 (2022/23), R1 347 400 (2023/24) and R1 576 500 (2024/25).</p>	R109 R130 R102 R57 R121 R195 R136 R72	R120 R143 R112 R63 R133 R214 R150 R79	10% 10% 10% 10% 10% 10% 10% 10%	R132 R157 R123 R69 R146 R236 R165 R87	R145 R173 R135 R76 R161 R260 R182 R96

## ANNEXURE 10

### AMENDMENT OF TARIFF CHARGES IN RESPECT OF STREET ENCROACHMENTS, REINSTATEMENTS, PRINTED MATERIAL AND TENDER DOCUMENTS

In terms of Sections 17(3)(a)(ii) and 22(a)(i) and (ii) of the Local Government: Municipal Finance Management Act, 2003 (Act 56 of 2003) and Sections 21(1) and (3), 21A and 75A(3) and (4) of the Local Government: Municipal Systems Act, 2000 (Act 32 of 2000) as amended, it is hereby notified that the City of Johannesburg has, in terms of Sections 11(3)(i) and 75A(1) and (2) of the Local Government: Municipal Systems Act, 2000 (Act 32 of 2000) as amended, read with Section 24(2)(c)(ii) of the Local Government: Municipal Finance Management Act, 2003 (Act 56 of 2003), amended its Tariff of Charges in respect of Street Encroachments, Reinstatements, Printed Material, Tender Documents, Traffic Counting and Legal Documents with effect from 1 July 2022.

The following tariffs (inclusive of VAT) shall be effective from 1 July 2022

Street Encroachments		Proposed new tariff	
Old Tariff 2021/2022		New Tariff 2022/2023	
R 672 half year for every 15.74 meter or part thereof		R 706 half year for every 15.74 meter or part thereof	
Printed Materials			
Standard Activity	Old Tariff	New Tariff	
Plotted Maps: Black & White			
A0 Paper	R 500	R 525	
A1 Paper	R 279	R 293	
A2 Paper	R 174	R 183	
A3 Paper	R 104	R 109	
A4 Paper	R 52	R 55	
Plotted Maps: Colour fill (Standard Paper)			
A0 Paper	R 952	R 1,000	
A1 Paper	R 720	R 756	
A2 Paper	R 605	R 635	
A3 Paper	R 233	R 245	
A4 Paper	R 104	R 109	
Plotted Maps: Colour fill (Gloss Paper)			



A0 Paper	R1 237	R 1,299
A1 Paper	R 928	R 974
A2 Paper	R 720	R 756
A3 Paper	R 372	R 391
A4 Paper	R 104	R 109
GIS Labour per hour	R 598	R 628
Minimum labour per hour	R 250	R 263
Customised Map Request	R 592	R 622

<b>Standard Activity</b>	<b>Old Tariff</b>	<b>New Tariff</b>
Revised Customised Map request	R 279	R 293
Data Conversion for Client per kilobyte	R 0, 95	R 1
Sale of non-Spatial Data	R 0, 42	R 0
Sale of Spatial Data per kilobyte	R 0, 53	R 1
Retrieval of Archive Drawing	R 73	R 77
(Minimum charge 1m2)		
Road Riding Surface	R 1 448	R 1,520
Backfilling	R 1 024	R 1,075
Paved Footways	R 640	R 672
DCP Testing	R 217	R 228
Unpaved Footways	R 629	R 660
Kerbing (1m)	R 946	R 993
Temporary Reinstatements	R 479	R 503
Wayleaves processing fees, per project per suburb	R 890	R 935
Wayleave processing fee for unplanned work per suburb (emergencies)	R 890	R 935
For Re-inspection where previous inspection had failed and work was Redone	R 3 340	R 3,507
Penalty for failed reinstatements done by own agent	R 13 356	R 14,024
<b>Legal</b>		
a) For every A4 photocopy	R 8,24	R 9
b) For every A4 printed copy in electronic or machine-readable format	R5,10	R 5,36
c) For a copy in a computer-readable form on i) stiffy disc	R 18,25	R 19

ii) compact disc		
d) I) For a transcription of visual images ii) For a copy of a visual image	R 58,41	R 61

<b>Standard Activity</b>	<b>Old Tariff</b>	<b>New Tariff</b>
e) I) For a transcription of an Audio Record per page	R 173	R 182
ii) For a copy of an Audio Record	R 56	R 59
<b>Traffic Counts</b>		
Existing Counts (Per Set)	R 1 062	R 1,115
Existing Traffic Signal Plans	R 206	R 216
New Intersection Counts	R 5 093	R 5,348
New Link Volume Counts	R 2 376	R 2,495
<b>Tender Documents</b>		
Up to a million one year contract	R 300	R 315
Up to a million two year contract	R 568	R 596
> R1 million	R 879	R 923
Capital Projects	R 1 458	R 1,531
Security Closure Administration Cost (Main Gate)	R 15 103	R 15,858
Security Closure Administration Cost (Additional Gate)	R 890	R 935
Security Closure Administration Cost (Main Gate) – Renewal after two years	R 9 060	R 9,513
Security Closure Administration Cost (Additional Gate) – Renewal after two years	R 534	R 561

## **ANNEXURE 11**

### **AMENDMENT OF TARIFFS OF CHARGES FOR ENVIRONMENTAL HEALTH SERVICES**

In terms of Sections 17(3)(a)(ii) and 22(a)(i) and (ii) of the Local Government : Municipal Finance Management Act, 2003, (Act 56 of 2003) and Sections 21, 21A (1) and 75A(3)(a)(b) and (c) of the Local Government Municipal Systems Act, 2000 (Act 32 of 2000) as amended, it is hereby notified that the City of Johannesburg has in terms of Sections 11(3)(i) and 75A(1) and (2) of the Local Government: Municipal Systems Act 2000 (Act 32 of 2000), as amended, read with Section 24(2)(c)(ii) of the Local Government : Municipal Finance Management Act, 2003 (Act 56 of 2003), amended its Tariffs of Charges for Environmental Health Services with effect from 1 July 2022.

The following charges shall be effective from 1 July 2022.

<b>Service</b>	<b>Recommended Tariff</b>
1 Application to conduct a business of:	R
(a) Food from a fixed premises	965.21
(b) Vending Food	310.76
(c) Escort agencies, night clubs, massage parlours and adult clubs	4,797.31
(d) Other licences in terms of Schedule 1 of the Act	965.21
2 Issuing of a duplicate licence	170.80
3 The provision of reasons by the Licensing Authority	310.76

<b>Service</b>	<b>Recommended Tariff</b>
4 Amendment of a License issued	170.80
5 Amendment of a condition on the endorsements to an issued licence	221.23
6 Copies of a document per page (A4)	2.21
7 Re-inspection of a food premises for the removal of a prohibition	1,535.00
8 Issuing of an export certificate for foodstuffs	1,535.00
9 Sampling and analysis of Bore-holes intended for human consumption	1,535.00
10 Sampling and analysis of a communal swimming pool	608.13
11 Issuing of a permit for a service to remove human excrement	938.41
12 Issuing of a permit for the installation of a sewer works	938.41
13 Issuing of a permit for the conducting of an offensive trade	938.41
14 Issuing of a permit for the conducting of a hairdressing, beauty and/or cosmetology service	938.41
15 Issuing of a permit for the conducting of an informal hairdressing, beauty and/or cosmetology service	310.76
16 Issuing of a permit to conduct an accommodation establishment	1,585.33
17 Issuing of a permit to conduct a nursing home used for maternity, medical and surgical purposes	3,945.51
18 Issuing of a permit to conduct a childcare service	938.41
19 Issuing of a permit for the keeping of poultry	938.41

<b>Service</b>	<b>Recommended Tariff</b>
20 Issuing of a permit for the keeping of rabbits	938.41
21 Issuing of a permit to conduct a dog kennel or cattery	938.41
22 Issuing of a permit to keep a dangerous animal	938.41
23 Issuing of a permit to keep bees	938.41
24 Issuing of a permit to conduct a Children's Home	938.41
25 Impoundment of Cattle, Horses, Mules, Donkeys and other large Animals	368.00
26 Impoundment of Dogs, cats and other small pets	196.00
27 Impoundment of Goats, Sheep and other similar sized Animals	291.50
28 Impoundment of Pigs	236.00
29 Impoundment of Poultry	152.00
30 Impoundment of Wild Animals	362.00
31 Daily Holding Tariff for Cattle, Horses, Mules, Donkeys and other large Animals	139.50
32 Daily Holding Tariff for Dogs, Cats and other small Pets	108.00
33 Daily Holding Tariff for Goats, Sheep and other similar sized Animals	108.00
34 Daily Holding Tariff for Pigs	108.00
35 Daily Holding Tariff for Poultry	89.00
36 Daily Holding Tariff for Wild Animals	152.00
37 Issuing of Destruction of Food Certificates	938.00
38 Vacant properties – Per transaction after referral to contractor for cleaning where owner has failed to adhere to notice.	1,275.00
39 Erection of "no dumping" signs	3,768.00
40 Issuing of a permit to keep dogs	938.00
41 Issuing of a permit to keep cats	938.00
42 Issuing of a permit to introduce Milk and/or Milk products into the Municipal area for human consumption	938.00
43 Cutting of grass, undergrowth, weeds, and/ or vegetation to a maximum height of 150mm above ground	1.50 per m2

level per m2, which shall include the shredding of grass to the satisfaction of the Council	
44 Cutting of reeds to a maximum height of 150mm above ground level per m2, which shall include the shredding or removal thereof to the satisfaction of the Council.	9.85 per m2
45 Pruning of a tree, which shall include the removal of the resultant spoils to the satisfaction of the Council.	660.00 per tree
46 Cutting of a tree to ground level, which shall include the removal of the resultant spoils to the satisfaction of the Council.	8,014.00 per tree
47 Cutting of shrubs to ground level, which shall include the removal of the resultant spoils to the satisfaction of the Council.	158.00 per shrub
48 Removal of waste material to the satisfaction of the Council per 1000 kg or part thereof	577.00 per 1000 kg or part thereof
<p>49 Cutting of grass, undergrowth, weeds, and/ or vegetation to a maximum height of 150mm above ground level, which shall include the shredding of grass and the removal of waste material to the satisfaction of the Council at vacant stands as indicated below:</p> <p>Property size of 0 – 499m2 including up to 2000kg waste</p> <p>Property size of 500 – 999m2 including up to 2000kg waste</p> <p>Property size of 1000 – 1999m2 including up to 2000kg waste</p> <p>Property size of 2000 – 2999m2 including up to 2000kg waste</p> <p>Property size of 3000 – 4000m2 including up to 2000kg waste</p> <p>Removal of waste in excess of 2000Kg on any of the above properties to be done on quotation basis ito Item 48 above.</p> <p>Properties exceeding 4000m2 to be cleaned ito Items 43 and 48 above</p>	<p>1,693</p> <p>2, 247</p> <p>3, 324</p> <p>4,028</p> <p>4,231</p>



## ANNEXURE 12

AMENDMENT OF TARIFF OF CHARGES FOR JOHANNESBURG CITY PARKS AND ZOO				
TARIFFS FROM 01 JULY 2022 TO 30 JUNE 2023				
		2020/21 FEE	%	NEW FEE
<b>CEMETERIES AND CREMATORIA</b>				
<b>STANDARD ITEM TARIFFS FOR ALL CEMETERY CATEGORIES (EFT PAYEES)</b>				
1.	EXHUMATION FEE	345,17	5	362,43
2.	CREMATIONS			
	Standard	1 323,00	5	1 389,15
	Cremation fee over 120 kg	1 710,64	5	1 796,17
	Infant	544,45	5	571,67
3.	ANATOMY MATERIAL (per 100 kg)	872,20	5	915,81
4.	HINDU CREMATORIUM (admin fee charged for archival records of cremations taken place on Council land)	102,10	5	107,21
5.	BURIAL OF ASHES IN EXISTING GRAVE	105,62	5	110,90
6.	AFTER HOURS FEE - BURIALS	822,11	5	863,22
	AFTER HOURS FEE - CREMATIONS (after 16h00 at any crematorium excluding Hindu Cremations)	822,11	5	863,22
7.	PUBLIC HOLIDAY FEE (MON - FRI) (additional to respective tariffs)	986,53	5	1 035,86
8.	CREMATORIUM / CEMETERY MEMORIAL WALL SECTION			
	Plaque / Niche	494,36	5	519,08
	Plaque / No Niche	412,69	5	433,32
9.	BOOK OF REMEMBRANCE (1 to 3 lines)	154,62	5	162,35
10.	ISSUING OF DUPLICATE CREMATION CERTIFICATE	78,40	5	82,32
11.	USE OF CHAPEL PER 60 MINUTE SESSION (excluding Lenasia Crematorium)	694,72	5	729,46
12.	FEE FOR ENLARGING OF GRAVE	389,83	5	409,32
	FEE FOR DEEPENING OF GRAVE	389,83	5	409,32

5.	BURIAL IN A RESERVED GRAVE			
	Adult*	1 550,58	5	1 628,11
	Child*	777,47	5	816,34
6.	BURIAL IN VAULTS (Mausolea)*	3 104,42	5	3 259,64
7.	NON RESIDENT BURIAL			
	Adult	9 312,18	5	9 777,79
	Child	4 646,29	5	4 878,60
8.	REFUNDABLE DEPOSIT (FUNERAL UNDERTAKERS AND STONE MASONS)			1 500,00
<b>CATEGORY B:</b>				
<b>ALL OTHER CEMETERIES</b>				
1.	BURIAL FEE			
	Adult*	1 941,50	5	2 038,58
	Child*	972,38	5	1 021,00
2.	BURIAL FEE - SECOND BURIAL			
	Standard Coffin	468,22	5	491,63
	Casket Coffin	858,05	5	900,95
3.	BURIAL OF ASHES IN A NEW GRAVE			
	Adult	1 941,50	5	2 038,58
	Child	972,38	5	1 021,00
4.	RESERVATION OF A GRAVE IN ANY SECTION OF A CEMETERY			
	Adult	972,38	5	1 021,00
	Child	486,73	5	511,07
5.	BURIAL IN A RESERVED GRAVE			
	Adult*	972,38	5	1 021,00
	Child*	486,73	5	511,07
6.	NON RESIDENT BURIAL			
	Adult	5 824,47	5	6 115,69
	Child	2 914,95	5	3 060,70
7.	BURIAL IN A CONSERVATION AREA OF A CEMETERY (Waterval and Diepsloot)			
	Adult*	2 202,83	5	2 312,97
	Child*	1 231,53	5	1 293,11
8.	REFUNDABLE DEPOSIT (FUNERAL UNDERTAKERS AND STONE MASONS)			1 500,00

13.	COMMUNITY OPERATED AND MAINTAINED CEMETERIES Jewish (West Park) Muslim (West Park and Newclare)	50% of prescribed tariff		50% of prescribed tariff
14.	NON-RESIDENT TARIFFS FOR BURIALS (standard practice between Municipalities, excluding cremations)	3 x prescribed tariff		3 x prescribed tariff
15.	ERECTION OF MEMORIALS ON GRAVES	313,60	5	329,28
16.	ELECTRONIC GRAVE MARKER	235,20	5	246,96
17.	BURIAL IN A CONSERVATION AREA OF A CEMETERY	Prescribed tariff + grave marker		Prescribed tariff + grave marker
18.	STANDARD RE-OPEN FEE FOR ALL CEMETERIES	468,22	5	491,63
19.	LATE BOOKING FEE	780,73	5	819,77
20.	BURIAL IN AREA OF HIGH PROFILE*	6 959,09	5	7 307,04
	RESERVATION OF A GRAVE IN AREA OF HIGH PROFILE	3 476,83	5	3 650,67
	BURIAL IN RESERVED GRAVE IN AREA OF HIGH PROFILE*	3 476,83	5	3 650,67
21.	REFUNDABLE DEPOSIT (FUNERAL UNDERTAKERS AND STONE MASONS)			1 500,00
<b>CATEGORY A:</b>				
<b>WEST PARK, BRIXTON, BRAAMFONTEIN</b>				
1.	BURIAL FEE			
	Adult*	3 104,42	5	3 259,64
	Child*	1 550,58	5	1 628,11
2.	BURIAL FEE - SECOND BURIAL			
	Standard Coffin	468,22	5	491,63
	Casket Coffin	858,05	5	900,95
	Weekend and Public Holiday Fee - West Park Cemetery Only			
	Standard Coffin	1 291,42	5	1 355,99
	Casket Coffin	1 680,16	5	1 764,17
3.	BURIAL OF ASHES IN A NEW GRAVE			
	Adult	3 104,42	5	3 259,64
	Child	1 550,58	5	1 628,11
4.	RESERVATION OF A GRAVE IN ANY SECTION OF A CEMETERY			
	Adult	1 550,58	5	1 628,11
	Child	777,47	5	816,34

5.	BURIAL IN A RESERVED GRAVE			
	Adult*	1 550,58	5	1 628,11
	Child*	777,47	5	816,34
6.	BURIAL IN VAULTS (Mausolea)*	3 104,42	5	3 259,64
7.	NON RESIDENT BURIAL			
	Adult	9 312,18	5	9 777,79
	Child	4 646,29	5	4 878,60
8.	REFUNDABLE DEPOSIT (FUNERAL UNDERTAKERS AND STONE MASONS)			1 500,00
<b>CATEGORY B:</b>				
<b>ALL OTHER CEMETERIES</b>				
1.	BURIAL FEE			
	Adult*	1 941,50	5	2 038,58
	Child*	972,38	5	1 021,00
2.	BURIAL FEE - SECOND BURIAL			
	Standard Coffin	468,22	5	491,63
	Casket Coffin	858,05	5	900,95
3.	BURIAL OF ASHES IN A NEW GRAVE			
	Adult	1 941,50	5	2 038,58
	Child	972,38	5	1 021,00
4.	RESERVATION OF A GRAVE IN ANY SECTION OF A CEMETERY			
	Adult	972,38	5	1 021,00
	Child	486,73	5	511,07
5.	BURIAL IN A RESERVED GRAVE			
	Adult*	972,38	5	1 021,00
	Child*	486,73	5	511,07
6.	NON RESIDENT BURIAL			
	Adult	5 824,47	5	6 115,69
	Child	2 914,95	5	3 060,70
7.	BURIAL IN A CONSERVATION AREA OF A CEMETERY (Waterval and Diepsloot)			
	Adult*	2 202,83	5	2 312,97
	Child*	1 231,53	5	1 293,11
8.	REFUNDABLE DEPOSIT (FUNERAL UNDERTAKERS AND STONE MASONS)			1 500,00

<b>USES OF PARKS, OPEN SPACE AND NATURE RESERVES</b>				
<b>1.</b>	<b>FILMING AND PHOTO SHOOTS</b>			
1.1	International filming (8 hours)	27 493,39	0	27 493,39
1.2	International filming (1 - 4 hours)	18 554,88	0	18 554,88
1.3	Corporate advertising companies - filming per full day (8 hours)	17 231,68	0	17 231,68
1.4	Corporate advertising companies - filming per half day (up to 4 hours)	9 264,28	0	9 264,28
1.5	Low budget film shoots and music videos (8 hours)	4 365,36	0	4 365,36
1.6	Low budget film shoots (4 hours)	3 917,83	0	3 917,83
1.7	NGO's and other non-profit organisations filming companies (reduction to increase growth in market)	1 880,51	0	1 880,51
1.8	Wedding photos	634,83	0	634,83
1.9	General photo shoots (under 50 people)	235,20	0	235,20
1.10	General photo shoots (51 plus people)	634,83	0	634,83
1.11	Corporate and international: above tariffs are subject to a refundable deposit, subject to terms and conditions as set out in the indemnity	10 889,79	0	10 889,79
1.12	Refundable deposits for NGO's	4 486,00	0	4 486,00
1.13	Refundable deposit	40% of fees		40% of fees
<b>2.</b>	<b>EVENTS AND GATHERINGS</b>			
2.1	Informal events (20 but less than 100) - schools, welfare and individual - weekdays	706,69	0	706,69
2.2	Informal events (20 but less than 100) - schools, welfare and individual - weekends	2 075,42	0	2 075,42
2.3	Informal events (100 - 500), schools, welfare and individuals - weekdays and weekends	2 383,58	0	2 383,58
2.4	Flea markets and exhibitions - weekends and public holidays	4 805,28	0	4 805,28
2.5	<b>Informal events - excluding Executive Lapas - organised picnics, pony rides, school outings, weddings, etc. exceeding 20 people</b>			
	Weekdays, weekends and public holidays	2 405,36	0	2 405,36
	Refundable deposits	40% of fees		40% of fees

<b>LAPAS AND BRAAI AREAS</b>				
1.	<b>BRAAI AREA AND LAPA (opposite braai area)</b>			
	(Weekends and public holidays)	4 264,09	0	4 264,09
	(Weekdays)	2 985,73	0	2 985,73
	Executive Lapas (weekends)	6 378,72	0	6 378,72
	Executive Lapas (weekdays)	4 819,43	0	4 819,43
	Refundable deposit	2 120,00	0	2 120,00
2.	<b>PIONEER PARK MUSICAL FOUNTAINS</b>			
	Upper Executive Conference Facility			
	Full day from 08h00 - 17h00	7 708,25	0	7 708,25
	Half day from 08h00 - lunch time	4 624,51	0	4 624,51
	Outside area only	5 397,62	0	5 397,62
	Display of fountains only	15 122,51	0	15 122,51
	Refundable deposit	5 300,00	0	5 300,00
<b>JOHANNESBURG BOTANICAL GARDEN</b>				
	Exchange of vows and photo shoot only (setting up in the morning 1 - 4 hours)	3 917,83	0	3 917,83
	Whole ceremony (set up day before or morning - 05h00 - 18h00)	5 484,73	0	5 484,73
	Refundable deposit	Vows: R1 000 Ceremony: R2 000	0	Vows: R1 000 Ceremony: R2 000
<b>OTHER UNFENCED PARKS / OPEN PARKS FOR WEDDINGS</b>				
	Exchange of vows and photo shoot only (setting up in the morning 1 - 4 hours)	1 410,11	0	1 410,11
	Whole ceremony (set up day before or morning - 05h00 - 18h00)	2 195,20	0	2 195,20
	Marquee for funeral services / open space	626,24	0	626,24
	Refundable deposit	40% of fees		40% of fees
<b>OTHER FENCED AREAS / CLOSED PARKS FOR WEDDINGS</b>				
	Exchange of vows and photo shoot only (setting up in the morning 1 - 4 hours)	3 244,89	0	3 244,89
	Whole ceremony (set up day before or morning - 05h00 - 18h00)	4 704,00	0	4 704,00
	Refundable deposit	40% of fees		40% of fees

<b>LARGE EVENTS</b>				
1.	MUSIC FESTIVALS, CLASSIC AND ROCK FESTIVALS / CONCERTS, PERFORMING ARTS AND CULTURAL FESTIVALS EXCEEDING 500 PERSONS (including maintenance and cleaning)			
	Fees for set-up of concerts and festivals	Maximum R10 000 per day		Maximum R10 000 per day
	1 day (501 - 3 000 people)	122 962,90	0	122 962,90
	1 day (3 001 - 15 000+ people) for allocated parks as listed on the website	173 133,51	0	173 133,51
	Per day for 2 days (501 - 3 000 people)	70 058,10	0	70 058,10
	Per day for 2 days (3 001 - 15 000+ people)	78 948,88	0	78 948,88
	Per day for 3 days (501 - 3 000 people)	55 999,44	0	55 999,44
	Per day for 3 days (3 001 - 15 000+ people)	63 957,04	0	63 957,04
	Booking in advance for date reserving for the above category, details of refund in case of cancellation will be on the contract to be signed	80 795,64	0	80 795,64
	Refundable deposit	40% of fees		40% of fees
2.	MANUFACTURING, CORPORATE AND COMMERCIAL LAUNCHES AND EXHIBITIONS (per day)	40 239,93	0	40 239,93
	Setting up and vacating tariff per day (may increase in flagship facility at the discretion of the MD or nominee)	3 706,58	0	3 706,58
3.	EVENTS RELATED OPEN SPACE PARKING: PARK AND RIDE (per day)	20 102,00	0	20 102,00
	Individual parking requests (up to 50 vehicles)	1 223,91	0	1 223,91
<b>CATEGORY C</b>				
	EVENTS WHERE NO FEES ARE CHARGED Informal events - excluding Executive Lapas - organised picnics, pony rides, school outings, weddings, etc. not exceeding 20 people	0,00		0,00
<b>NATURE RESERVES</b>				
	Facility Reservation / Booking Fee (No JOC approval required)	613,67	0	613,67
	Facility Reservation / Booking Fee (JOC approval required)	1 473,24	0	1 473,24
	Entrance fees for reserves, botanical gardens and conservation areas	29,91	0	29,91
<b>Entrance fees for reserves, botanical gardens and conservation areas</b>				
	Adult	30,00	0	30,00
	Children	15,00	0	15,00
	Senior citizens	15,00	0	15,00
	Students (weekdays only and student card required)	15,00	0	15,00
	School groups (per person)	10,00	0	10,00
	Differently abled people	15,00	0	15,00
	Welfare Groups (per person and weekdays only)	10,00	0	10,00
<b>Annual Passes</b>				
	Adult	820,00	0	820,00
	Adult VIP	1 090,00	0	1 090,00
	Child	500,00	0	500,00
	Child VIP	670,00	0	670,00
	Pensioner	500,00	0	500,00
	Pensioner VIP	500,00	0	500,00
	Senior Citizen	500,00	0	500,00
	Senior Citizen VIP	670,00	0	670,00
	Differently Abled Person	500,00	0	500,00
	Differently Abled Person VIP	670,00	0	670,00

<b>JOHANNESBURG ZOO</b>				
	Gate fees - paying at the Zoo itself			
	Discounted fee - paying online			
	<b>Gate Fees</b>			
	Adult	110,00	4,54	115,00
	Children	65,00	4,62	68,00
	Senior citizens	65,00	4,62	68,00
	Students (weekdays only and student card required)	65,00	4,62	68,00
	School groups (per person)	40,00	4,99	42,00
	Differently abled people	40,00	4,99	42,00
	Welfare Groups (per person and weekdays only)	45,00	4,45	47,00
	Zoo Trot	65,00	4,61	68,00
	Conservation Walks	70,00	4,29	73,00
	External Walks			
	Group entrance fee per person	25,00	4	26,00
	Venue hire	3 438,60	4,19	3 583,00
	Returnable deposit for use of wheelchair	100,00		100,00
	<b>Annual Passes</b>			
	Adult	820,00	4,87	860,00
	Adult VIP	1 090,00	4,86	1 143,00
	Child	500,00	4,8	524,00
	Child VIP	670,00	4,77	702,00
	Pensioner	500,00	4,8	524,00
	Pensioner VIP	670,00	4,77	702,00
	Family of 4 (limited to 6 entrees per year)	1 100,00	4,81	1 153,00
	<b>Parking</b>			
	Cars and mini vans	15,00	6,69	16,00
	Buses (30 - 120 seaters)	25,00	8	27,00



<b>Zoo Activities - Inclusive of Entry Fees</b>				
	Ferry Tour			
	15 - 20 people	132,00	4,54	138,00
	21 - 34 people	121,00	4,96	127,00
	35+ people	105,50	5,21	111,00
	Behind the Scenes Tour (flat rate)	126,50	5,14	133,00
	School Day Tour (flat rate)	82,50	4,24	86,00
	Senior Citizens' Tour (flat rate)	77,00	5,2	81,00
	Evening Tour			
	15 - 20 people	139,70	4,51	146,00
	21 - 34 people	139,70	4,51	146,00
	35+ people	126,50	5,14	133,00
	School Evening Tour (flat rate)	115,50	4,76	121,00
	Zoo Snooze			
	25 - 49 people	220,00	5	231,00
	49+ people	170,50	4,98	179,00
	Holiday Programme	121,00	4,96	127,00
	Zoo Buggies (per hour)	121,00	4,96	127,00
	Ferry Rides			
	Weekdays	5,00	0	5,00
	Weekends	10,00	0	10,00
	Youth Club per person	660,00	4,84	692,00
<b>ZOO VENUES</b>				
1.	Old Elephant House			
	Full day fee	6 271,00	0	6 271,00
	Half day fee	2 978,00	0	2 978,00
2.	AngloGold Ashanti Conference Centre			
	Full day fee	7 607,64	0	7 607,64
	Half day fee	4 343,06	0	4 343,06
3.	Bandstand (plus group entrance fee p p)	5 579,47	0	5 579,47
4.	Cheetah Slopes (plus group entrance fee p p)	5 579,47	0	5 579,47
5.	Centenary Lawn (plus group entrance fee p p)	5 579,47	0	5 579,47
6.	Tree of Light Lawn (plus group entrance fee p p)	1 944,76	0	1 944,76
7.	Meerkat Lawn (plus group entrance fee p p)	1 944,76	0	1 944,76
8.	AngloGold Ashanti Lapa (plus group entrance fee p p)	1 944,76	0	1 944,76
9.	Jungle Gym (plus group entrance fee p p)	1 944,76	0	1 944,76
10.	Animals of the Amazon Exhibit (plus group entrance fee p p)	3 663,03	0	3 663,03
11.	Open areas exceeding 20 people (plus group entrance fee p p)	1 365,47	0	1 365,47
12.	Sundowner option	2 500,00	0	2 500,00

13.	Team building (50 people or less, per person fee)	427,94	0	427,94
14.	Team building (51 people or more, per person fee)	366,95	0	366,95
15.	Group entrance fee included in points 3 - 11 above, per person	26,13	0	26,13
16.	Refundable deposit	1 060,00	0	1 060,00
17.	Zoo Guest House			
	Amazon - 3 bedroom house			
	a. 5 sleeper (per unit per night)	1 600,00	0	1 600,00
	b. Per person sharing per night	460,00	0	460,00
	Jungle - 2 bedroom house			
	a. 2 sleeper (per unit per night)	800,00	0	800,00
	b. Per person sharing per night	420,00	0	420,00
<b>ADMINISTRATION FEE</b>				
	Non-refundable Booking Administration Fee	214,89	5	225,63
<b>COJ AND MUNICIPAL ENTITIES</b>				
	Discounted tariff for CoJ and Municipal Entities	20% off of normal fees charged		20% off of normal fees charged
<b>WAIVING OF FACILITY HIRING FEES</b>				
	R10 000,00 and less	EM: BD		EM: BD
	More than R10 000,00	MD/MD Nominee Discretion		MD/MD Nominee Discretion

## ANNEXURE 13

### AMENDMENT OF TARIFF OF CHARGES FOR EMERGENCY MANAGEMENT SERVICES

		"Annexure"		
The following charges inclusive of VAT will be effective from the 1 July 2022.				
	<b>DESCRIPTION OF SERVICE</b>	<b>TARIFF 2020/21</b>	<b>TARIFF 2021/22</b>	<b>TARIFF 2022/23</b>
			R	R
1	<b>VEHICLE AND EQUIPMENT CHARGES</b>			
	a. Fire appliance or specialist vehicle per hour or part thereof, for any type of callout incident.	R 852	889	933
	b. Service vehicle per hour or part thereof, for any callout incident.	R 333	347	364
	c. Fire appliance or specialised vehicle hired out for any purpose other than incident attendance per hour or part thereof (Pre-contracted and paid in advance).	R 1 269	1 324	1 390
	d. Service vehicle hired out for any purpose other than incident attendance, per hour or part thereof (Pre-contracted and paid in advance).	R 367	383	402
	e. Equipment of a general or specialised nature hired out for any purpose other than incident attendance per hour or part thereof, per item (Pre-contracted and paid in advance).	R 212	221	232
	f. Recharging of compressed air cylinders paid in advance.	R 150	156	164
	g. Hiring of lecture / recreation facilities per day or part thereof paid in advance.	R 2 088	2 178	2 287
	h. Service vehicle hired out for Fire Safety – Special Event standby, per vehicle, per day. (Pre-contracted and paid in advance)	R 234	244	256

<b>2</b>	<b>PERSONNEL CHARGES</b>			
	Fees charged for standby duties under 2a, b or d which is outside of normal working hours for non-shift workers i.e. between 16:00 and 7:30 Monday to Friday or on weekends including public holidays will be charged at 1.5 x fee listed under 2a, b or d. Where staff normally working shifts and are required to attend outside of their normal shift scheduling, the same principle shall apply			
	a. Officers and staff at any type of callout incident, including standby duties per person, per hour or part thereof.	R 399	416	437
	b. Officers and staff required in attendance i.r.o. hired out vehicle and / or equipment per person, per hour or part thereof (Pre-contracted and paid in advanced)	R 367	383	402
	c. Consultation fees for professional services i.r.o Disaster Management, PIER and Fire Safety per our or part thereof	R 535	563	591
	d. Events Medical Standby – Officers and staff required in attendance i.r.o. hired out vehicles and/or equipment per person, per hour or part thereof. (pre-contracted and paid in advance)			
	(i) Basic life support	R 184	192	202
	(ii) Intermediate Life support	R 284	296	311
	(iii) Advanced Life support	R 495	516	542
	(iv) Doctor (General medical practitioner)	R 789	823	864
	(v) Specialist Medical Practitioner	R 1058	1 103	1 158
	(vi) Nursing Practitioner	R 448	467	490
<b>3</b>	<b>DOCUMENTS</b>			
	Fees are payable in advance and not refundable in the event that no records are found. Requests for duplicate documentation will be charged at the same tariff as original documents.			
	a. Incident reports on request (All incident types, fire, medical special service etc. Reprint or duplicate of original as may be indicated, paid in advance)	R 117	122	128
	b. Post-incident report on request (All incident types, paid in advance). If report is less than one year	R 258	269	282
	c. Post-incident report on request (All incident types paid in advance) if report is older than one year	R 699	729	765
	d. Provisional Fire Report requested less than one year from date of incident.	R 184	192	202
	e. Provisional Fire Report – Requested more than year from date of incident.	R 276	480	504
<b>4</b>	<b>CONSUMABLES</b>			
	a. Costs of all materials used plus 10% as an administration charge			
	<b>DESCRIPTION OF SERVICE</b>	<b>Conditions</b>		

5	<b>FLAMMABLE SUBSTANCES AND DANGEROUS GOODS –ANNUAL REGISTRATIONS</b>			
All fees are payable in advance				
All registration certificates and permits are renewable annually. Application for renewal should be submitted 30 days before certificate/permit expiry date and the proof of payment of the applicable fee should be submitted before certificate/permit expiry date or certificate/permit will lapse on expiry date and restoration fee will become payable.				
All relevant application forms are available from the City of Johannesburg Emergency Services – Fire Safety Section (fire_safety@joburg.org.za)				
If a registration certificate/permit is refused, remedial steps must be taken within 14 days by the applicant in order for the re-inspection to be free of charge and to ensure the issuing of the relevant certificate or permit. Failing which, the prescribed tariff will again be payable.				
Premises requiring additional registrations during registered year due to alterations or additions -				
- If more than six months is left on the current registration, no additional registration fee is payable, only the fee applicable in 7.1 will be levied for the inspection and the original expiry date will remain, or				
- If less than six months is left on the current registration, an additional registration fee is payable based only on the new work, no fee applicable in 7.1 will be levied for the inspection but the original expiry date will remain.				
<b>a. Inspection and issue of Registration Certificate per premises</b>				
<b>1. Bulk flammable liquids storage (CLASS 1, 2, 3)</b>	<b>TARIFF 2020/21</b>	<b>TARIFF 2021/22</b>	<b>TARIFF 2022/23</b>	
170001 Litres - and above	R 4 243	4 425	4 646	
<b>2. Bulk liquefied Petroleum Gas (Class 0)</b>	<b>TARIFF 2020/21</b>	<b>TARIFF 2021/22</b>	<b>TARIFF 2022/23</b>	
80001 Litres - and above	R 3 767	3 929	4 125	
<b>3. Restoration fee</b>				
Restoration of lapsed registration certificate fee for bulk – fee payable for each year or part thereof that registration certificates were not renewed, plus current registration fees.	Fee equal to 1.5 times current annual fee.	Fee equal to 1.5 times current annual fee.	Fee equal to 1.5 times current annual fee.	
<b>b. Spray painting</b>				
<b>1. Per spray booth/spray room/spray cabinet</b>	R 835	871	915	
<b>2. Restoration fee</b>				
Restoration of lapsed registration certificate fee for Spray-painting- fee payable for each year or part thereof that registration certificates were not renewed, plus current registration fee.	Fee equal to 1.5 times current annual fee.	Fee equal to 1.5 times current annual fee.	Fee equal to 1.5 times current annual fee.	

<b>c. The Storage Handling and use.</b>			
<b>1.Liquefied Petroleum Gas (Class 0)</b>	<b>TARIFF 2020/21</b>	<b>TARIFF 2021/22</b>	<b>TARIFF 2022/23</b>
		<b>R</b>	<b>R</b>
0-500 litres (0-268Kg)	R 835	871	915
501- 3000 litres (269Kg-1612Kg)	R 1 007	1 050	1 103
3001 - 67500 litres (1613Kg - 36290Kg)	R 1 358	1 416	1 487
67501 - 80000 liters (36291Kg - 43010Kg)	R 1 553	1 620	1 701
<b>2. Flammable Liquids (Class 1, 2, 3)</b>	<b>TARIFF 2020/21</b>	<b>TARIFF 2021/22</b>	<b>TARIFF 2022/23</b>
		<b>R</b>	<b>R</b>
0- 1500 Litres	R 835	871	915
1501- 3000 Litres	R 969	1 011	1 062
3001- 9000 Litres	R 1 103	1 150	1 208
9001- 23000 Litres	R 1 211	1 263	1 326
23001-46000 Litres	R 1 386	1 446	1 518
46001 Litres – 170 Kilolitres	R 1 546	1 612	1 693
<b>3. Restoration fee</b>			
Restoration of lapsed registration certificate - fee payable for each year, or part thereof that registration certificate were not renewed, plus current registration fees	Fee equal to 1.5 times current annual fee.	Fee equal to 1.5 times current annual fee.	Fee equal to 1.5 times current annual fee.
<b>e. Inspection of Vehicle and issuing of Transport Permit of Hazardous Materials</b>			
<b>1. Truck tractor only</b>	R 535	558	586
<b>2. Flammable Liquids</b>	<b>TARIFF 2020/21</b>	<b>TARIFF 2021/22</b>	<b>TARIFF 2022/23</b>
		<b>R</b>	<b>R</b>
0-1500 Litres	R 828	864	907
1501-3000 Litres	R 969	1 011	1 062
3001- 9000 Litres	R 1 103	1 150	1 208
9001- 23000 Litres	R 1 119	1 167	1 225
23001 –46000 Litres	R 1 479	1 543	1 620
46001 Litres and above	R 1 571	1 639	1 721

<b>3. Hazardous Substances</b>	<b>TARIFF 2020/21</b>	<b>TARIFF 2021/22</b>	<b>TARIFF 2022/23</b>
		R	R
0- 500 kilogram	R 828	864	907
501-1500 Kilogram	R 969	1 011	1 062
1501- 3000 Kilogram	R 1 103	1 150	1 208
3001- 5000 Kilogram	R 1 253	1 307	1 372
5001-9000 Kilogram	R 1 429	1 490	1 565
9001 Kilogram and above	R 1 571	1 639	1 721
<b>4. Restoration fee</b>			
Restoration of lapsed transport permit-fee payable for each year or part thereof that transport permit were not renewed plus current fees.	Fee equal to 1.5 times annual fee.	Fee equal to 1.5 times annual fee.	Fee equal to 1.5 times annual fee.
<b>5. Duplicate certificate</b>			
Issuing of duplicate certificate or permit and change of details not requiring re-inspection.	R 165	172	181
<b>DESCRIPTION OF SERVICE</b>		<b>CONDITIONS</b>	
<b>6 SUPPORTING OF PLANS</b>			
All fees are payable in advance			
Flammable liquids and Hazardous substances plan fees will be payable for each assessment. (i.e. Where plans are not supported, the prescribed fees will again become payable)			
All supported flammable liquid plans qualify for 2 initial inspections to a maximum of 2 hours total, this may be spread over a maximum of 2 inspections, and thereafter inspection fees as per 7.1 will be applicable.			
Building plan fees include consultations and inspections to a maximum of the amount of hours in total as indicated in 6.b1., thereafter Consultations and Inspection Fees as per 7.1 will be applicable.			
<b>a. Flammable Liquids and Hazardous Substances</b>			
<b>1.Liquefied Petroleum Gas (Class 0)</b>	<b>TARIFF 2020/21</b>	<b>TARIFF 2021/22</b>	<b>TARIFF 2022/23</b>
		R	R
0- 800 Litres	R 167	174	183
801- 1200 Litres	R 251	262	275
1201- 3000 Litres	R 318	332	349
3001- 9000 Litres	R 410	428	449
9001- 67500 Litres	R 485	506	531
67501Litres- and above	R 567	591	621
<b>2. Flammable Liquids (Class 1, 2, 3)</b>			
0- 1500 Litres	R 167	174	183
1501- 3000 Litres	R 251	262	275
3001-9000 Litres	R 318	332	349
9001- 23000 Litres	R 410	428	449
23001- 46000 Litres	R 480	506	531
46001 Litres - and above	R 552	591	621

<b>3. Flammable Liquid Store and Spray Booth / Spray Room (price per m²)</b>	R 2.90 per m²	3,05	3
Minimum fee applicable to 6.a.3	R 473	493	518
<b>4. Site layout – piping only.</b>	R 351	366	384
<b>b. Rational Designs and Building Plans</b>			
<b>1. Building Plans (Including rational design and assessments)</b>	<b>TARIFF 2020/21</b>	<b>TARIFF 2021/22</b>	<b>TARIFF 2022/23</b>
All prices are charged as "per square metre"		Per m²	Per m²
a. 1- 10000m² (including 2 hrs consultations/inspections)	R 3.25 per m²	3,50	3,70
b. 10001- 15000m² (including 2 hrs consultations/inspections )	R 2.85 per m²	3,00	3,15
c. 15001- 20000m² (including 2hrs consultations/inspections)	R 2.40 per m²	2,50	2,60
d. 20001- 25000m² (Including 3 hrs consultations/Inspections)	R 2.35 per m²	2,45	2,55
e. 25001- 30000m² (including 3 hrs consultations/inspections)	R 2.20 per m²	2,30	2,40
f. 30001- 35000m² (including 3 hrs consultations/inspections )	R 2.05 per m²	2,15	2,25
g. 35001- 40000m² (including 3 hrs consultations/inspections)	R 1.90 per m²	2,00	2,10
h. 40001- 45000m² (Including 4 hrs consultations/Inspections)	R 1.70 per m²	1,80	1,90
i. 45001- 50000m² (including 4 hrs consultations/inspections)	R 1.40 per m²	1,40	1,45
j. 50001- and above m² (including 4 hrs consultations/inspections)	R 1.25 per m²	1,25	1,30
k. Minimum fee applicable to 6.b.1	R 473	493	518
<b>2. Site Development Plan</b>	R 351	366	384
<b>3. Partition Layout Plan or addendum per Floor or Tenant</b>	R 351	366	384
<b>4. Assessment of additional sets as previously supported</b>	<b>TARIFF 2020/21</b>	<b>TARIFF 2021/22</b>	<b>TARIFF 2022/23</b>
		R	R
a. Building Plans	R 885	923	969
b. Rational Design	R 1 286	1 341	1 408
<b>5. Consultancy fees- discussions rate per hour or part thereof</b>	<b>Conditions</b>		
All fees are payable in advance. Where uncertainty exist regarding the time required for the consult, an initial fee for 1 hour will be levied, any additional fees will be payable before the release of any certificate/permit/letter.			
	<b>TARIFF 2020/21</b>	<b>TARIFF 2021/22</b>	<b>TARIFF 2022/23</b>
a. Building Plans, Rational Design, Site Development plans, etc.	R 540	563	591
<b>6. Charges for inspection (rate per hour or part thereof)</b>	<b>Conditions</b>		
All fees are payable in advance. Where uncertainty exist regarding the time required for the inspection, an initial fee for 1 hour will be levied, any additional fees will be payable before the release of any certificate/permit/letter.			
Where requirements are given, remedial steps must be taken within 14 days by the applicant in order for the re-inspection to be free of charge and to ensure the issuing of the relevant certificate/permit/letter. Failing which, the prescribed tariffs will again be payable.			
<b>7.1 Inspection (Per hour or part thereof)</b>	<b>TARIFF 2020/21</b>	<b>TARIFF 2021/22</b>	<b>TARIFF 2022/23</b>
a. All requested inspections relating to General work, Fireworks display or storage, Health or Business permits, Storage and use of Flammable substances and Dangerous Goods internal or external not dealt with otherwise, Fire Clearances and Certificates of Fitness etc.	R 368	384	403



<b>8. Permission to hold event/ Event certificate of fitness- Permanent and Temporary Structure</b>			
a. Public attendance			
1 - 1000	R 651	679	713
1001 - 5000	R 860	897	942
5001 - 10000	R 1 086	1 133	1 190
10001 - 30000	R 1 303	1 359	1 427
30001 - 50000	R 1 521	1 586	1 665
50001 - 100000	R 1 738	1 813	1 904
100001 - and above	R 2 172	2 265	2 378
<b>9. Duplicate certificate</b>			
Issuing of duplicate certificate, permit, letter or change of details not requiring re-inspection for work charged for according to 7.1 or 8	R 165	172	181
<b>DESCRIPTION OF SERVICE</b>	<b>TARIFF 2020/21</b>	<b>TARIFF 2021/22</b>	<b>TARIFF 2022/23</b>
		R	R
7 TRAINING ACADEMY			
1. Item / Course			
1.1. Fire extinguisher course	R 668	697	732
1.2. One day course	R 1 028	1 072	1 126
1.3. One day premium course	R 1 671	1 743	1 830
1.4. 3-day course	R 1 304	1 360	1 428
1.5. 3 Day premium course	R 1 932	2 015	2 116
1.6. Fire Marshal course	R 1 304	1 360	1 428
1.7. Fire Marshal premium course	R 1 932	2 015	2 116
1.8. Fire officer 1	R 2 204	2 299	2 414
1.9. Forty hour course unspecified	R 1 562	1 629	1 710
1.10. Fire-fighter one	R 14 266	14 879	15 623
1.11. Fire-fighter two	R 7 753	8 086	8 490
1.12. Fire Instructor 1	R 4 168	4 347	4 564
1.13. First aid level 1	R 1 420	1 481	1 555
1.14. First aid level 1 premium	R 2 158	2 264	2 377
1.15. First aid level 2	R 1 587	1 655	1 738
1.16. First aid level 2 premium	R 2 198	2 293	2 408
1.17. First aid level 3	R 3 843	4 008	4 208
1.18. Occupational health and safety representative	R 1 420	1 481	1 555
1.19. Occupational health and safety representative premium	R 2 041	2 129	2 235
1.20. Occupational health and safety legislative	R 2 004	2 090	2 195
1.21. HIRA	R 1 611	1 680	1 764
1.22. HIRA premium	R 2 354	2 455	2 578
1.23. HIV in the work place	R 1 420	1 481	1 555
1.24. First aid refresher course	R 1 028	1 072	1 126

1.25. Basic ambulance assistant refresher course		4 008	4 208
1.26. Intermediate life support refresher course		4 008	4 208
1.27. Advanced life support paramedic refresher course	R 3 843	4 008	4 208
1.28. Aviation health care provider course	R 1 562	1 629	1 710
1.29. Self-contained breathing apparatus	R 8 060	8 407	8 827
1.30. Hazmat operations course	R 4 602	4 800	5 040
1.31. Hazmat Technician	R 13 364	13 939	14 636
1.32. Hazmat Awareness	R 1 562	1 629	1 710
1.33. Pumps course	R 8 268	8 624	9 055
1.34. Aerial appl course	R 9 482	9 890	10 385
1.35. Incident command course	R 1 322	1 379	1 448
1.36. High angle 1 course	R 2 830	2 952	3 100
1.37. High angle 2 course	R 4 796	5 002	5 252
1.38. Introduction to motor vehicle rescue course	R 1 085	1 132	1 189
1.39. Motor vehicle rescue course	R 4 484	4 677	4 911
1.40 Confined space rescue course	R 2 334	2 434	2 556
1.41. Industrial & agric rescue	R 1 212	1 264	1 327
1.42. Trench collapse course	R 4 851	5 060	5 313
1.43. Skippers licences - category R	R 2 004	2 090	2 195
1.44. Structural collapse course	R 17 806	18 572	19 501
1.45. Swift water rescue course	R 5 219	5 443	5 715
1.46. Driver training course	R 6 082	6 344	6 661
1.47 Emergency Evacuation	R 1 304	1 360	1 428

COURSES AWAITING ACCREDITATION							
1.48 Fire officer 2		R 3 023	3 153	3 311			
1.49 Fire Department incident Safety Officer		R 3 188	3 325	3 491			
1.50 Public information Officer		R 1 429	1 490	1 565			
1.51 Fire and Life Safety Educator 1		R 1 979	2 064	2 167			
1.52 Fire and Life Safety Educator 2		R 2 583	2 694	2 829			
1.53 Fire investigator 1		R 2 053	2 141	2 248			
1.54 Fire investigator 2		R 2 309	2 408	2 528			
2. Request of Information							
a. Duplicate certificate on request. (All certificates issued departmentally, accredited training, all general certificates or permits, paid in advance)		R 184	192	202			
DESCRIPTION OF SERVICE		Conditions					
8 General application principles							
8.1 Rebate							
8.1.1 If the service is utilised for a building used exclusively for residential purposes, (H4 only) the Executive Head may, in his / her sole discretion, limit the total amount payable in respect of 1(a), (b), 2(a), 3(a), & (b), to the maximum of R 3000,00. In addition that further discretion be exercised where the informal or poor areas are concerned and have the authority to cancel or reduce an account where such request is received.							
8.1.2 The fees payable in terms of 1(a), (b), 2(a), 3(a) & (b) do not apply to veldt fires on vacant erven within the area of Jurisdiction							
8.1.3 The fees payable in terms of 1(a), (b), 2(a), 3(a) & (b) apply neither to Humanitarian services, Extrication rescue, General rescue nor Animal rescue, except where extrication rescue cost on National roads can reasonably be recovered from National Department of Transport.							
8.2 exclusions							
8.2.1 In some instances a Fire Service is rendered by means of exhibits and parades at various Institutions and functions. These services are in most cases regarded as promotion, awareness and training, thus not charged for.							
8.2.2 Joint exercises with other Emergency Services / Institutions are not charged.							
8.2.3 Incident reports, post-fire inspection reports, cause determination reports or generic inspection reports, requested and supplied to Government agencies will not be charged the tariff in terms of 3(a) -(f).							
8.3 hiring out of vehicle / equipment							
8.3.1 The Executive Head may make vehicle / equipment available for hire under condition that if required elsewhere, such vehicle / equipment be withdrawn forthwith							
8.3.2 The tariff under 1(c), (d), (e) & 2 (b) be paid advance before making such equipment available.							
8.3.3 That the prescribed indemnity etc be completed and signed.							
DESCRIPTION OF SERVICE					Conditions		
General application principles							
8.4 documentation / information							
8.4.1 All duplicate certificate requests payable in advance.							
8.5 general							
8.5.1 All time and tariff calculations are taken from time of departure to time of return.							
8.5.2 Discretionary or authority exercise, if any, in terms of 9.1.1 & 9.2.1 be reported to council quarterly.							
8.5.3 Training: All courses, which are five days and longer, candidates to pay extra books and hand-outs.							

8.5.4 Extra fees for the following:	TARIFF 2020/21	TARIFF 2021/22	TARIFF 2022/23
		R	R
a. Breakfast	R 50	55	58
b. Lunch	R 105	110	116
c. Tea / Coffee	R 15	20	21
8.5.5 Refunds for fees already paid for are subject to the approval of the Executive head.			
8.5.6 Any unspecified or new training courses will be based on the market related tariffs subject to approval of the Executive Head.			
8.5.7 Inspect of 1(c) above this service is subject to the approval of the Executive Head.			

### Interim Ambulance Tariffs Proposals 2022 / 2023

Current Tariff	Allowed increase 5%	Tariff Including Consumables.
Average charge for non-med aid patients	481	
<b>Current tariff general medical emergencies</b>		
<b><u>Add emergency consumables used BLS</u></b>		
D= Diabetic	136	617
E= Epilepsy	199	680
A=Asthma	199	680
T= Trauma	315	796
H= Heart (Cardiology)	315	796
<b>Charge for patients with med aid</b>		
BLS	1 207	1 267
ILS	1 623	1 704
ALS	2 699	2 834

## **ANNEXURE 14**

### **AMENDMENT OF TARIFF OF CHARGES FOR THE 2022/2023 FINANCIAL YEAR :**

- **LAND DEVELOPMENT APPLICATIONS**
- **BUILDING PLAN APPLICATIONS**
- **THE NATIONAL BUILDING REGULATIONS AND BUILDING STANDARDS ACT**
- **TELECOMMUNICATIONS MAST AND RADIO MAST IN RESPECT OF THE NATIONAL BUILDING REGULATIONS AND BUILDING STANDARDS ACT AND POLICY AND MISCELLANEOUS FEES**
- **ADVERTISING SIGNS IN TERMS OF THE CITY OF JOHANNESBURG OUTDOOR ADVERTISING BY-LAWS**
- **THE ISSUING OF CERTIFICATES AND THE SUPPLY OF INFORMATION BY THE CORPORATE GEO INFORMATICS DEPARTMENT**
- **THE SUPPLY OF INFORMATION RELATING TO THE MUNICIPAL PLANNING TRIBUNAL**

## ANNEXURE A

### AMENDMENT OF TARIFF OF CHARGES IN RESPECT OF LAND DEVELOPMENT APPLICATIONS DONE IN TERMS OF THE PROVISIONS OF THE CITY OF JOHANNESBURG MUNICIPAL PLANNING BY-LAW 2016, AND MISCELLANEOUS FEES

In terms of Sections 17(3)(a)(ii) and 22(a)(i) and (ii) of the Local Government: Municipal Finance Management Act, 2003 (Act 56 of 2003) and Sections 21(1) and (3), 21A and 75A(3) and (4) of the Local Government: Municipal Systems Act, 2000 (Act 32 of 2000) as amended, it is hereby notified that the City of Johannesburg has, in terms of Sections 11(3)(i) and 75A(1) and (2) of the Local Government: Municipal Systems Act, 2000 (Act 32 of 2000) as amended, read with Section 24(2)(c)(ii) of the Local Government: Municipal Finance Management Act, 2003 (Act 56 of 2003), amended its Tariff of charges in respect of the following with effect from 1 July 2022.

The following charges will be effective from 1 July 2022 – 30 June 2023:

#### A. MUNICIPAL PLANNING BY-LAW 2016

NO	SECTION	DESCRIPTION	APPROVED TARIFF 2021/22	PROPOSED NEW TARIFF 2022/23
1	19 or Land Use Scheme	Consent use application including the following:  -Second dwelling unit -Site development plan -Parking relaxation -Height increase	R 1 015	R1074
2	19.(7)(d)	Withdrawal of consent use application	R 522	R553
3	19. (10)	Application for extension of time to pay the contributions and the amount of money envisaged in section 19. (7)(e) and (f), in respect of a consent use application.	R 331	R350

NO	SECTION	DESCRIPTION	APPROVED TARIFF 2021/22	PROPOSED NEW TARIFF 2022/23
4	20	Relaxation of a Building Line	R 578	R612
5	21	Amendment of a Town Planning Scheme/ Land Use Scheme(Rezoning)	R6 754 per erf/property contained in the application unless properties have the same owner and are contiguous	R7 149 per erf/property contained in the application unless properties have the same owner and are contiguous
6	22. (4)	Publication of amendment of a land use scheme in the Provincial Gazette or any appeal upheld and any correction thereof resultant from further changes/amendments by the applicant	Cost as determined by Government Printer plus 15%.	Cost as determined by Government Printer plus 15%.
7	22.(5)	Abandonment ( full or part )of the approval of an amendment of the land use scheme application	R1 015	R1074
8	25.(3)(a)	Request to repeal the land use scheme	R1 015	R1074
9	25.(3)(b)	Application for the further amendment of the land use scheme	R1 015	R1074
10	25.(4)	Publication of a repeal notice in the Provincial Gazette	Cost as determined by Government Printer plus 15%.	Cost as determined by Government Printer plus 15%.
11	25.(5)	Application to refund the contribution already paid in respect of a repealed land use scheme	R 522	R553
12	25.(8)(a)	Request to pay the contributions in instalments.	R 522	R553
13	25.(8)(b)	Request that the prospective new purchaser pays the contribution after the transfer of the property.	R 522	R553
14	25.(8)(c)	Request that payment of the contribution be postponed and that a guarantee for the contributions may be submitted to the Council.	R 522	R533
15	26.(1)	Application to establish a township.	R6 754	R7 149

NO	SECTION	DESCRIPTION	APPROVED TARIFF 2021/22	PROPOSED NEW TARIFF 2022/23
16	26.(10)(a)	Amendment of township application prior to approval, at the request of the applicant.	R 1335	R1 413
17	26.(10)(b)	Amendment of township application prior to approval, at the request of the Council.	R 1335	R 1 413
18	27.(1)	Application to enter into a contract or grant an option prior to proclamation of the township.	R 331	R350
19	28.(5)	Application for extension of time to obtain approval of the General Plan.	R 331	R 350
20	28.(8)(a)	Application to amend the township approval before the General Plan has been approved	R 331	R 350
		<ul style="list-style-type: none"> <li>• a non-material amendment which warrants no advertisement excluding the amendment of the layout of the erven;</li> <li>• a non-material amendment that warrants no advertisement to amend the layout of the erven.</li> </ul>	R1 348	R1 427
21	28.(8)(b)	Application to amend the township approval after the General Plan has been approved (a non-material amendment which warrants no advertisement) excluding the amendment of the layout of the erven.	R 331	R350
22	28.(8)(b)	Application to amend the layout of the erven in the township after the General Plan has been approved.	R1 348	R1 427
23	28.(10)	Application for extension of time to lodge the necessary documents to the Registrar of Deeds, for the opening of the township register.	R 331	R350



NO	SECTION	DESCRIPTION	APPROVED TARIFF 2021/22	PROPOSED NEW TARIFF 2022/23
24	28.(15)	Publication of the notice in the Provincial Gazette to declare a township as an approved township or any appeal upheld and any correction thereof resultant from further changes/amendments by the applicant.	Cost as determined by Government Printer plus 15%.	Cost as determined by Government Printer plus 15%.
25	29.(1)	Application to issue the certificate that erven may be transferred, contributions have been paid, services installed, building plans may be approved etc.	R 331	R350
26	31.(1)	Application to phase an approved (not proclaimed) township into two or more townships (by applicant or if directed by the Council to do so).	R1 226 per newly created township	R1 298 per newly created township
27	31.(1)(a)	Application for extension of time to submit an application to phase an approved township.	R 331	R350
28	31.(4)	Application for extension of time to submit to the Council, the plans, diagrams or other documents and information required from the applicant in respect of the newly created townships.	R 331 per township	R350 per township
29	32.	Extension of boundaries of a township of an approved (proclaimed) township.	R 6 754	R7 082
30	33.(1)(a)	Subdivision of an Erf	R 759 + R 32 per portion exceeding 5 portions	R 803 + R 34 per portion exceeding 5 portions
31	33.(1)(b)	Consolidation of Erven	R 488	R 512
32	33.(10) read with (11)	Application for extension of time to: <ul style="list-style-type: none"> <li>obtain approved sub-division or consolidation diagrams from the Surveyor-General;</li> </ul>	R 331	R350

NO	SECTION	DESCRIPTION	APPROVED TARIFF 2021/22	PROPOSED NEW TARIFF 2022/23
		<ul style="list-style-type: none"> <li>submit the documents to the Registrar of Deeds for registration of the subdivision or consolidation.</li> </ul>		
33	34.(1)(a)	Application to cancel the sub-division or consolidation approval	R 844	R893
34	34.(1)(b)	Application to amend, delete or add a condition to the sub-division or consolidation approval	R 844	R893
35	34.(1)(c)	Application to amend the sub-division or consolidation plan	R 844	R893
36	34.(5)	Application to issue the certificate that the conditions of the subdivision of erven, have been complied with.	R 684 for the first portion to be transferred (Power of Attorney to Transfer) or to be created (Certificate of Registered Title) and thereafter R 337 per portion	R 724 for the first portion to be transferred (Power of Attorney to Transfer) or to be created (Certificate of Registered Title) and thereafter R 353 per portion
37	34.(6)	Application to issue the certificate that the conditions of the consolidation of erven, have been complied with.	R 684  for the first two erven mentioned in the Certificate of Consolidated Title and thereafter R 340 per erf.	R 724  for the first two erven mentioned in the Certificate of Consolidated Title and thereafter R 360 per erf.
38	35.(1)	Subdivision of any other land	R 5486	R5 807
39	35.(7)	Application for extension of time to lodge the division plans with the Surveyor General for approval.	R 331	R 350
40	37.(1)	Application to issue the certificate that the conditions of division of other land have been complied with.	R 684 for the first portion to be transferred (Power of Attorney to Transfer) or to be created (Certificate of Registered Title) and thereafter R337 per portion	R 724 for the first portion to be transferred (Power of Attorney to Transfer) or to be created (Certificate of Registered Title) and thereafter RR 353 per portion

NO	SECTION	DESCRIPTION	APPROVED TARIFF 2021/22	PROPOSED NEW TARIFF 2022/23
41	38.	Application to alter, amend or partially or totally cancel the General Plan of an approved (proclaimed) township.	R1 015	R1074
42	39.(5)	Application for extension of time to submit the plans, diagrams or other documents to the Surveyor General to give effect to the alteration, amendment or cancellation of the General Plan.	R 331	R350
43	39.(8).	Publication of notice and Schedule of Conditions in the Provincial Gazette.	Cost as determined by Government Printer plus 15%.	Cost as determined by Government Printer plus 15%.
44	41.(4)	Amendment, suspension or removal of any restriction, obligation, servitude or reservation	R1015	R1074
45	42.(4)	Publication of the notice in the Provincial Gazette that the application to amend, suspend or remove any restriction, obligation, servitude or reservation, has been approved or any appeal upheld and any correction thereof resultant from further changes/amendments by the applicant	Cost as determined by Government Printer plus 15%.	Cost as determined by Government Printer plus 15%.
46	44.	Application for extension of time to pay external engineering services or parks contributions resultant from the application to amend, suspend or remove any restriction, obligation, servitude or reservation.	R 331	R350
47	47.(4)	Application in terms of Section 47.(4) to off-set external contribution payable against engineering services installed on behalf of the Council:	R 313 per engineering service	R 350 per engineering service
48	47.(9)	Request to pay the external engineering services contributions in instalments or per guarantee.	R 331	R 350
49	49.(1)	Submission of an appeal.	R2 246	R 2 377

NO	SECTION	DESCRIPTION	APPROVED TARIFF 2021/22	PROPOSED NEW TARIFF 2022/23
50	52.(1)	Petition to be granted intervener status.	R1 209	R1 280
51	53.	Sectional Title Scheme Clearance.	R 522	R553
52	54.(1)(a), (b) or (c)	Publication in the Provincial Gazette of a notice that an amendment scheme has been adopted or any appeal upheld and any correction thereof resultant from further changes/amendments by the applicant.	Cost as determined by Government Printers plus 15	Cost as determined by Government Printers plus 15
53	56.(2)	Application by the new owner to continue with any development application, before the conclusion of such an application.	R 331	R350
54	66.(2)	Application for the exemption to comply with any procedural provision of the By- Law.	R 522	R553
55	67.(2)	Translation of any document, notice and or communication issued or to be issued by the Council, from English to any other language of choice.	R1 209 per A4 page if done internally or cost plus 15% if done externally	R1 280 per A4 page if done internally or cost plus 15% if done externally
56	69.	Excision from Agricultural Holding Register.	R1 015	R1074

## B: MISCELLANEOUS

NO	DESCRIPTION	APPROVED TARIFF 2021/2022	PROPOSED NEW TARIFF 2022/2023
1.	The signing of a Notarial Deed of Servitude, Notarial Deed of Replacement of Servitude, Notarial Tie Agreement or any similar Notarial Deeds required by the Registrar of Deeds to conclude the registration of transactions.	R 331 per erf/ property contained in the Deed	R 350 per erf/ property contained in the Deed

NO	DESCRIPTION	APPROVED TARIFF 2021/2022	PROPOSED NEW TARIFF 2022/2023
2.	Issuing of consent to transfer an erf which is subject to an electrical restriction	R331 per erf to be transferred or R331 when consent is issued simultaneously with the Section 29 certificate	R350 per erf to be transferred or R350 when consent is issued simultaneously with the Section 29 certificate
3.	Non-profit Companies:  (a) Assessment of Memorandum of Incorporation; (b) Request/amendment/consent in terms of the Memorandum of Incorporation:	a) R 1014  b) R 1014 per request/ amendment/ Consent	c) R 1074  d) R 1074 per request/ amendment/ Consent
4.	Request to calculate estimates on contributions prior to proclamation/approval of land development applications	R1014 per township /application/ Request	R1074 per township /application/ Request
5	Reasons for a decision of the Municipal Planning Tribunal/ Appeal body etc. in relation to a land development application:	R 331	R 350
6	Transcription of proceedings:	R 1 451	R 1 512
7.	Copies of documents, correspondence, etc: (excluding Guidelines and application forms):  (a) A4 per page (b) A3 per page	  R 2.30  R 4.50	  R 2.40  R 4.70
8	Issuing of a duplicate of an original certificate previously issued by Legal Administration or any certificate or consent required in terms of approval for which provision has not been made in A. above	R 331	R 350
9	Release of a (paper) guarantee or refund of an amount paid <i>in lieu</i> of a guarantee.	R 331 per engineering service	R 350 per engineering service
10	Town Planning Enquiry	R 544	R 570

NO	DESCRIPTION	APPROVED TARIFF 2021/2022	PROPOSED NEW TARIFF 2022/2023
11	Request for names and addresses of adjoining owners	R60 per address. From 11 addresses and above R29 per address	R63 per address. From 11 addresses and above R30 per address

## ANNEXURE B

### AMENDMENT OF TARIFF OF CHARGES IN RESPECT OF THE NATIONAL BUILDING REGULATIONS AND BUILDING STANDARDS ACT, 103 OF 1977

In terms of Sections 17(3)(a)(ii) and 22(a)(i) and (ii) of the Local Government: Municipal Finance Management Act, 2003 (Act 56 of 2003) and Sections 21(1) and (3), 21A and 75A(3) and (4) of the Local Government: Municipal Systems Act, 2000 (Act 32 of 2000) as amended, it is hereby notified that the City of Johannesburg has, in terms of Sections 11(3)(i) and 75A(1) and (2) of the Local Government: Municipal Systems Act, 2000 (Act 32 of 2000) as amended, read with Section 24(2)(c)(ii) of the Local Government: Municipal Finance Management Act, 2003 (Act 56 of 2003), amended its Tariff of Charges in respect of the following with effect from 1 July 2022.

The following charges will be effective from 1 July 2022– 30 June 2023.

All building plan fees are non- refundable.

	DESCRIPTION	APPROVED TARIFF 2021/2022	PROPOSED NEW TARIFF 2022/2023
1.	To consider applications made in terms of Section 4(1) of the National Building Regulations and Building Standards Act, 1977, the proposed changes are as follows:		
1.1	Per m <sup>2</sup> or part thereof for the first 1 000 m <sup>2</sup> of building work.	R 22 per m <sup>2</sup>	R 23 per m <sup>2</sup>

	DESCRIPTION	APPROVED TARIFF 2021/2022	PROPOSED NEW TARIFF 2022/2023
1.2	Per m <sup>2</sup> or part thereof for the second 1 000 m <sup>2</sup> of building work.	R 21 per m <sup>2</sup>	R 22 per m <sup>2</sup>
1.3	Per m <sup>2</sup> or part thereof for the balance greater than 2 000 m <sup>2</sup> of building work	R 19 per m <sup>2</sup>	R 20 per m <sup>2</sup>
1.4	Application: Building work for alterations to existing buildings and buildings of a special character such as factory chimneys, spires and similar structures, per erf per application. 0.3 % of the Value with minium of R2 734	R 2608	0.3 % of the Value with minium of R2 734
1.5	A fee for a new dwelling house of 50 m <sup>2</sup> or less in area.	R 507	R 532

	DESCRIPTION	APPROVED TARIFF 2021/2022	PROPOSED NEW TARIFF 2022/2023
1.6	<p>In the case of mass-contracted low-cost housing projects 100% funded by means of National Housing capital subsidies:</p> <ul style="list-style-type: none"> <li>• a fee per the master plan</li> <li>• and a fee per erf (one dwelling unit per Erf) or unit on which the master plan is repeated.</li> </ul> <p>The tariff applies only for 100% government-funded projects, without any mortgage or beneficiary paying a cent.</p>	<p>R 288</p> <p>R 69</p>	<p>R 302</p> <p>R 72</p>
1.7	The minimum charge in respect of any building plan, other than contemplated in 1.5 and 1.6 shall be	R 812	R 851
1.8	<p>The portion of buildings projection over Council owned land :</p> <p>(a) Areas of 10 m<sup>2</sup> and less</p> <p>(b) Areas in excess of 10 m<sup>2</sup>,</p> <p>The above charges are in addition to normal plan submission fees.</p>	<p>R806</p> <p>R 812 plus R20 m<sup>2</sup> or part thereof</p>	<p>R845</p> <p>R 851 plus R21 m<sup>2</sup> or part thereof</p>
2	To authorise minor building work in terms of Section 13 of the National Building Regulations and Building Standards Act, 1977, a charge of	R357	R374
3	To authorise the erection of a temporary building in terms of Regulations A23(1) a fee of	R 357	R 374
4.	To permit the use of a street by a person undertaking any work of erection or demolition in terms of Regulation F1(4): (Hoarding)	a fee of R21 per m <sup>2</sup> for every week or part thereof, with a minimum fee of R 357	a fee of R22 per m <sup>2</sup> for every week or part thereof, with a minimum fee of R 374
5	To authorise a permit for the demolition of a building:		
5.1	Residential 1 per erf per application	R 1025	R 1075



5.2	Other buildings per erf per application	R4 172	R4 374
5.3	Demolished structures without a permit (illegal): Residential 1 per erf per application	R1 510	R1 583
5.4	Demolished structures without a permit (illegal): other buildings per erf per application	R 6258	R 6 562
6.	To authorise a permit for excavations:	R966	R 1 013
7.	To authorise a permit for encroaching over Council owned land for the purpose of building operations:	R966	R 1013
8	Approval of cellular phone structures and masts ( per application).	R4754	<b>R6 000</b>

	DESCRIPTION	APPROVED TARIFF 2021/2022	PROPOSED NEW TARIFF 2022/2023
9	Provisional authorization to commence with building work in terms of Section 7(6) of the National Building Regulations and Building Standards Act, of 1977, as amended, per erf per application: first application	50% of building plan fees paid	50% of building plan fees paid
9.1	Provisional authorization to commence with building work in terms of Section 7(6) of the National Building Regulations and Building Standards Act, of 1977, as amended, per erf per application: Second application	40% of building plan fees paid	40% of building plan fees paid
9.2	Provisional authorization to commence with building work in terms of Section 7(6) of the National Building Regulations and Building Standards Act, of 1977, as amended, per erf per application: Third and Final application	35% of building plan fees paid	35% of building plan fees paid
10	Permission to occupy a new building in terms of Section 14 (1A) of  the National Building Regulations and Building Standards Act, 103 of 1977, as amended, per erf per application: First application	50% of building plan fees paid	50% of building plan fees paid
10.1	Permission to occupy a new building in terms of Section 14 (1A) of	40% of building plan fees paid	40% of building plan fees paid

	the National Building Regulations and Building Standards Act, 103 of 1977, as amended, per erf per application: Second Application		
10.2	Permission to occupy a new building in terms of Section 14 (1A) of  the National Building Regulations and Building Standards Act, 103 of 1977, as amended, per erf per application: Third and final application	35% of building plan fees paid	35% of building plan fees paid
10.3	Permission to occupy an old building (Residential 1) in terms of Section 14 (1A) of  the National Building Regulations and Building Standards Act, 103 of 1977, as amended, per erf per application: Third and final application	R0	R800
10.4	Permission to occupy an old building (any other Building) in terms of Section 14 (1A) of the National Building Regulations and Building Standards Act, 103 of 1977, as amended, per erf per application: Third and final application	R4 172	<b>R6 000</b>
11	Re-Inspection per booking	R 522	R 547
12	Extension of building plan validity period, provided there is no change on the building plans and relevant applicable legislation. Within validity period. Extension to be valid for the next 12 months	25% of the original building plan fees paid	25% of the original building plan fees paid
12.1	Resubmission of a previously approved Building plan that lapsed, provided there is no change on the building plan and relevant legislation. Within 12 months after expiry, the approval is to be valid for the next 12 months.	50% of the original building plan fees paid	50% of the original building plan fees paid
13	SANS 10400: Part XA Exemption	R 300	R 315
14.	Miscellaneous charges: Printed hard copies black & white (paper)  14.1 Copies of plans A 4	R10/copy + R 25 Once off service fee irrespective of the number of copies made	R11/copy + R 26 Once off service fee irrespective of the number of copies made

	14.2 Copies of plans A3	R20/copy + R25 Once off service fee irrespective of the number of copies made	R21/copy + R26 Once off service fee irrespective of the number of copies made
	14.3 Copies of plans A 2	R 47/copy + R 25 Once off service fee irrespective of the number of copies made	R 49/copy + R 26 Once off service fee irrespective of the number of copies made
	14.4 Copies of plans A 1	R55/copy + R25 Once off service fee irrespective of the number of copies made	R58/copy + R2 Once off service fee irrespective of the number of copies made
	14.5 Copies of plans A 0	R119/copy + R25 Once off service fee irrespective of the number of copies made	R125/copy + R26 Once off service fee irrespective of the number of copies made
15.	Miscellaneous charges: Email Soft copies (Electronic)		

	15.1 Copies of plans A 4	R5/copy + R 25 Once off service fee irrespective of the number of copies made	R6/copy + R 26 Once off service fee irrespective of the number of copies made
	15.2 Copies of plans A3	R10/copy + R25 Once off service fee irrespective of the number of copies made	R11/copy + R26 Once off service fee irrespective of the number of copies made
	15.3 Copies of plans A 2	R 20/copy + R 25 Once off service fee irrespective of the number of copies made	R 21/copy + R 26 Once off service fee irrespective of the number of copies made
	15.4 Copies of plans A 1	R25/copy + R25 Once off service fee irrespective of the number of copies made	R26/copy + R26 Once off service fee irrespective of the number of copies made
	15.5 Copies of plans A 0	R60/copy + R25 Once off service fee irrespective of the number of copies made	R63/copy + R26 Once off service fee irrespective of the number of copies made

## ANNEXURE C

### DETERMINATION OF TARIFF OF CHARGES FOR OUTDOOR ADVERTISING SIGNS IN TERMS OF THE CITY OF JOHANNESBURG OUTDOOR ADVERTISING BY-LAWS

In terms of Sections 17(3)(a)(ii) and 22(a)(i) and (ii) of the Local Government: Municipal Finance Management Act, 2003 (Act 56 of 2003) and Sections 21(1) and (3), 21A and 75A(3) and (4) of the Local Government: Municipal Systems Act, 2000 (Act 32 of 2000) as amended, it is hereby notified that the City of Johannesburg has, in terms of Sections 11(3)(i) and 75A(1) and (2) of the Local Government: Municipal Systems Act, 2000 (Act 32 of 2000) as amended, read with Section 24(2)(c)(ii) of the Local Government: Municipal Finance Management Act, 2003 (Act 56 of 2003), determined its Tariff of Charges for Advertising Signs in terms of the City of Johannesburg Outdoor Advertising By-laws with effect from 1 July 2022.

The following charges will be effective from 1 July 2022 to 30 June 2023:

NO	DESCRIPTION	APPROVED TARIFF 2021/2022	PROPOSED NEW TARIFF 2022/2023
1	In terms of Section 3, applications for consideration of advertising signs relating to free-standing advertising signs for both on-premises and third-party advertising purposes - irrespective of whether the sign is erected on Private or Council land and or public places		
	All applications shall be subject to a non-refundable pre-evaluation and admin fee unless indicated in the schedule	*(R 404 + R 1 369 = R 1 773.00	*(R 424 + R 1 435 = R 1 859
1.1	A non-refundable application fee for static advertising display.	An amount of R 271 per square meter	An amount of R 284 per square meter
1.2	A non-refundable application fee for LED (electronic) displays	An amount of R 776 per m <sup>2</sup> for a LED (electronic) display.	An amount of R 814 per m <sup>2</sup> for a LED (electronic) display.
1.3	Illuminated Advertising signs (scrolling)	An amount of R 776 per m <sup>2</sup> for a (scrolling) display	An amount of R 814 per m <sup>2</sup> for a (scrolling) display

NO	DESCRIPTION	APPROVED TARIFF 2021/2022	PROPOSED NEW TARIFF 2022/2023
1.4	Section 10- Signs suspended under verandas or canopies	EXEMPTED	EXEMPTED
1.5	Section 11- Signs on verandas or canopies over public streets	EXEMPTED	EXEMPTED
1.6	Section 12- Projecting signs	EXEMPTED	EXEMPTED
1.7	Section 13- Pylon signs for on-premises advertising (STATIC)	R 263/m <sup>2</sup>	R 276/m <sup>2</sup>
1.8	Section 13- Pylon signs for on-premises advertising (LED)	R 752/ m <sup>2</sup>	R788/ m <sup>2</sup>
(a)	Section 14- Advertising signs placed flat on buildings and on bridges Signs outside the Inner-city Renewal Projects)	A non-refundable pre-evaluation and admin fee consisting of R 404 + R 1 369=R 1 773 ), thereafter : an amount of R 271 per m <sup>2</sup> of advertising display - irrespective of whether the sign is erected on Private or Council land.	A non-refundable pre-evaluation and admin fee consisting of R 424 + R 1 435=R 1 859 ), thereafter : an amount of R 284 per m <sup>2</sup> of advertising display - irrespective of whether the sign is erected on Private or Council land.
1.9 (b)	On advertising Signs or electronic Advertising signs in terms of Section 14	A non-refundable pre-evaluation and admin fee consisting of R 404 + R 1 369=R 1 773 ), thereafter : an amount of R 271 per m <sup>2</sup> of advertising display - irrespective of whether the sign is erected on Private or Council land.	A non-refundable pre-evaluation and admin fee consisting of R 424 + R 1 435=R 1 859 ), thereafter : an amount of R 284 per m <sup>2</sup> of advertising display - irrespective of whether the sign is erected on Private or Council land.
(c)	Section 14(3) - Subject to an annual prescribed financial contribution to be utilized for an Inner-City Renewal project. Signs within the Inner-city Renewal Projects)	R 82/m <sup>2</sup>	R 86/m <sup>2</sup>
(d)	Section 15 (2) - Signs relating to the development of townships and properties (Development Boards)	R 6022 up to a total of 40m <sup>2</sup> . A sign larger than 40m <sup>2</sup> R 6 022 plus an amount of R 271 per m <sup>2</sup> to a maximum of 80m <sup>2</sup> .	R 6 314 up to a total of 40m <sup>2</sup> . A sign larger than 40m <sup>2</sup> R 6 314 plus an amount of R 284 per m <sup>2</sup> to a maximum of 80m <sup>2</sup> .

NO	DESCRIPTION	APPROVED TARIFF 2021/2022	PROPOSED NEW TARIFF 2022/2023
(e)	Section 16- Requirements for Sky Signs (Static) A non-refundable application fee (Static signs)	An amount of R 272 per square meter of advertising (static) display.	An amount of R 284 per square meter of advertising (static) display.
(f)	Section 16- Requirements for Sky Signs A non-refundable application fee. (LED electronic signs)	A non-refundable pre-evaluation and admin fee consisting of (R 404+ R 1 369 =R 1 773), thereafter: an amount of R 744 per m <sup>2</sup> for a LED electronic) display - irrespective of whether the sign is erected on Private or Council land.	A non-refundable pre-evaluation and admin fee consisting of (R 424+ R 1 435 =R 1 859), thereafter: an amount of R 780 per m <sup>2</sup> for a LED electronic) display - irrespective of whether the sign is erected on Private or Council land.
1.10	Section 18- Signs on residential buildings, dwelling houses and dwelling units	EXEMPTED	EXEMPTED
1.11	Section 19- Sun-blind advertisements	EXEMPTED	EXEMPTED
1.12	Section 21- Advertisements on blimps	A non-refundable pre-evaluation and admin fee consisting of (R 404 + R 5 691 = R 6 095.00), thereafter: <b>An amount of R 776 per m<sup>3</sup>- irrespective of whether the sign is erected on Private or Council land.</b>	A non-refundable pre-evaluation and admin fee consisting of (R 424 + R 5 967 = R 6 391), thereafter: An amount of R 814 per m <sup>3</sup> - irrespective of whether the sign is erected on Private or Council land.
1.13	Section 22- Painted advertisements  An application in terms of Section 22, that is, painted advertisements and murals for both on-premises and third-party advertising purposes, shall be accompanied by a non-refundable application fee	A non-refundable pre-evaluation and admin fee consisting of R 404 + R1369 =R 1 773), thereafter: an amount of R 271 per m <sup>2</sup> of advertising display only - irrespective of whether the sign is erected on Private or Council land	A non-refundable pre-evaluation and admin fee consisting of R 424 + R1435 =R 1 859), thereafter: an amount of R 284 per m <sup>2</sup> of advertising display only - irrespective of whether the sign is erected on Private or Council land

NO	DESCRIPTION	APPROVED TARIFF 2021/2022	PROPOSED NEW TARIFF 2022/2023
1.14	Section 23- Advertising signs relating to selling and letting of property	Exempted	Exempted
1.15	Section 24- (2) Any advertising sign not exceeding 4m <sup>2</sup> in extent and not more than 3m above the ground level immediately below it. Auction signage	R 547 - irrespective of whether the sign is erected on Private or Council land – and if approved, approved for a period of not more than 180 days.	R 574 - irrespective of whether the sign is erected on Private or Council land – and if approved, approved for a period of not more than 180 days.
1.16	Section 25- Advertisements on construction sites.	A non-refundable pre-evaluation and admin fee consisting of R 404 + R 1 369=R 1 773 ), thereafter: an amount of R 261 per m <sup>2</sup> for first 100 m <sup>2</sup> , and  R 258 per m <sup>2</sup> of advertising display for the second 100 m <sup>2</sup> and R 128 per m <sup>2</sup> of advertising display for the balance (greater than 200 m <sup>2</sup> ).	A non-refundable pre-evaluation and admin fee consisting of R 424 + R 1 435=R 1 859 ), thereafter: an amount of R 274 per m <sup>2</sup> for first 100 m <sup>2</sup> , and  R 271 per m <sup>2</sup> of advertising display for the second 100 m <sup>2</sup> and R 134 per m <sup>2</sup> of advertising display for the balance (greater than 200 m <sup>2</sup> ).
1.17 (a)	Section 26(1) Transit advertising Application for displays-  n authorized official	A non-refundable pre-evaluation and admin fee consisting of R 404 + R 1 369=R 1 773), thereafter: an amount of  R 3 615 per transit advertising signs.	A non-refundable pre-evaluation and admin fee consisting of R 424 + R 1 435=R 1 859), thereafter: an amount of  R 3 790 per transit advertising signs.



NO	DESCRIPTION	APPROVED TARIFF 2021/2022	PROPOSED NEW TARIFF 2022/2023
1.17 (b)	Section 26(3) Transit advertising-  (3) If a transit advertising sign is used in contravention of subsections (1) and/or (2) above or any other provision of these By-laws, an authorized official may, without prior notice, remove and impound such sign.	R 3 099 for each transit advertising sign removed by the Council or its agent(s)	R3 249 for each transit advertising sign removed by the Council or its agent(s)
1.18	Section 27- Approval of posters	An admin fee of the amount of R 44 per the poster of advertising display erected for a period of up to 30 calendar days to be affixed on street lamp poles that vest in the municipality or any other state organ.	An admin fee of the amount of R 46 per the poster of advertising display erected for a period of up to 30 calendar days to be affixed on street lamp poles that vest in the municipality or any other state organ.
9 (a)	Section 30- Costs of removal and storage	R94.00 for the removal of each advertising poster.	R99 for the removal of each advertising poster.
9 (b)	Section 30 (1) The cost incurred by the Council for the removal and storage of an advertising sign, other than a poster, and other costs incurred by the Council as contemplated in Section 29, may be recovered from the owner of that advertising sign or any other person whose name or activity is displayed on that advertising sign.  (3) Any advertising sign which has been removed and stored in terms of these By-laws may be released to its owner subject to payment of a prescribed fee.	R 313 per m <sup>2</sup> for each removal of the advertising sign other than a poster removed by the Council or its agent(s)	R328 per m <sup>2</sup> for each removal of the advertising sign other than a poster removed by the Council or its agent(s)

NO	DESCRIPTION	APPROVED TARIFF 2021/2022	PROPOSED NEW TARIFF 2022/2023
0	Section 37- Appeals (An appeal lodged in terms of Section 37 shall be accompanied by a non-refundable fee.	R 6 022	R 6 314

#### ANNEXURE D

#### DETERMINATION OF TARIFF OF CHARGES FOR THE ISSUING OF CERTIFICATES AND SUPPLY OF INFORMATION BY THE CORPORATE GEO INFORMATICS DEPARTMENT

In terms of Sections 17(3)(a)(ii) and 22(a)(i) and (ii) of the Local Government: Municipal Finance Management Act, 2003 (Act 56 of 2003) and Sections 21(1) and (3), 21A and 75A(3) and (4) of the Local Government: Municipal Systems Act, 2000 (Act 32 of 2000) as amended, it is hereby notified that the City of Johannesburg has, in terms of Sections 11(3)(i) and 75A(1) and (2) of the Local Government: Municipal Systems Act, 2000 (Act 32 of 2000) as amended, read with Section 24(2)(c)(ii) of the Local Government: Municipal Finance Management Act, 2003 (Act 56 of 2003), amended its Tariff of Charges for the Issuing of Certificates and the Supply of Information by Corporate Geo-Informatics Department as set out below with effect from 1 July 2022.

The following tariffs will be effective from 1 July 2022 to June 2023:

Property information sent by e-Property & Public Counter Sections (Special services)	APPROVED TARIFF 2021/2022	PROPOSED NEW TARIFF 2022/2023
e-Property Information Service subscription fee	R265	R278
Zoning certificates per stand	R60	R63
Zoning information per A4	R13	R14
Stand Dimensions and areas per A4	R13	R14
Confirmation stand/street numbers	R13	R14

<b>GIS Information (Standard – Generally available products: Colour)</b>	<b>APPROVED TARIFF 2021/2022</b>	<b>PROPOSED NEW TARIFF 2022/2023</b>
A0 paper	R340	R356
A1	R170	R178
A2	R 85	R 89
A3	R60	R63
A4	R45	R47

<b>GIS Information (Standard – Generally available products: Monochrome)</b>	<b>APPROVED TARIFF 2021/2022</b>	<b>PROPOSED NEW TARIFF 2022/2023</b>
A3	R 45	R 47
A4	R 28	R 29

<b>GIS Information (Customized Plotting – Value-added products and services)</b>	<b>APPROVED TARIFF 2021/2022</b>	<b>PROPOSED NEW TARIFF 2022/2023</b>
A0 paper	R651	R683
A1	R482	R505
A2	R396	R415
A3	R360	R377
A4	R353	R370
Preparing for dispatch	R310	R325

<b>Data preparation and dispatch</b>	<b>APPROVED TARIFF 2021/2022</b>	<b>PROPOSED NEW TARIFF 2022/2023</b>
--------------------------------------	--------------------------------------	--

Preparing for dispatch (per unit)	R310	R325
CD or DVD	R18	R19

Digital information	APPROVED TARIFF 2021/2022	PROPOSED NEW TARIFF 2022/2023
Polygon per stand (excluding base data)	Free	Free
Line data per kilobyte (excluding base data)	Free	Free
Attribute data per record	Free	Free
Building footprints per polygon	Free	Free
Building footprints (full set – excluding attribute data)	Free	Free
Digital map books on CD or DVD	R 550	R 577
Interactive Map on CD or DVD	R1 583	R1 660
CoJ Town Planning Schemes on CD or DVD	R 266	R 279

Online digital data downloads (shp and dxf) per 3km x 3km grid	APPROVED TARIFF 2021/2022	PROPOSED NEW TARIFF 2022/2023
Cadastre (Stands), Cadastre (Townships), Street Addresses, 2m contours	Free	Free

Aerial photography 2003 (25cm pixel resolution)	APPROVED TARIFF 2021/2022	PROPOSED NEW TARIFF 2022/2023
Aerial Photography per set	Free	Free
Aerial photography per tile (5kmx3km)	Free	Free

<b>Aerial photography 2006 (20cm pixel resolution)</b>	<b>APPROVED TARIFF 2021/2022</b>	<b>PROPOSED NEW TARIFF 2022/2023</b>
Aerial Photography per set	Free	Free
Aerial photography per tile (5kmx3km)	Free	Free

<b>Aerial photography 2012 (15cm pixel resolution)</b>	<b>APPROVED TARIFF 2021/2022</b>	<b>PROPOSED NEW TARIFF 2022/2023</b>
Aerial Photography per set	Free	Free
Aerial photography per tile (3kmx3km)	Free	Free

<b>Aerial photography 2015 (15cm pixel resolution)</b>	<b>APPROVED TARIFF 2021/2022</b>	<b>PROPOSED NEW TARIFF 2022/2023</b>
Joburg2015 – Aerial Photography per set	Free	Free
Joburg2015 – Aerial photography per tile (3kmx3km)	Free	Free
Joburg2015 – Digital Elevation Model (DEM)	Free	Free
Joburg2015 – Digital Elevation Model (DEM) per tile (3kmx3km)	Free	Free
Joburg2015 – Lidar points per set (ground & non-ground)	Free	Free
Joburg2015 – Lidar points per tile (3km x3km)	Free	Free
Joburg2015 – Aerial photography, Digital Elevation Model (DEM), Lidar points (3kmx3km), 25cm contours (3kmx3km)	Free	Free
Joburg2015 – Aerial photography, Digital Elevation Model (DEM), Lidar points (3kmx3km), 25cm contours (3kmx3km) per tile	Free	Free

<b>Contours 2015</b>	<b>APPROVED TARIFF 2021/2022</b>	<b>PROPOSED NEW TARIFF 2022/2023</b>
Joburg2015 – 25cm contours	Free	Free
Joburg2015 – 25cm contours per tile (3kmx3km)	Free	Free
Joburg2015 – 50cm contours	Free	Free
Joburg2015 – 50cm contours per tile (3kmx3km)	Free	Free
Joburg2015 – 1m contours	Free	Free
Joburg2015 – 1m contours per tile (3kmx3km)	Free	Free
Joburg2015 – 2m contours	Free	Free
Joburg2015 – 2m contours per tile (3kmx3km)	Free	Free

<b>Aerial photography 2019 (15cm pixel resolution)</b>	<b>APPROVED TARIFF 2021/2022</b>	<b>PROPOSED NEW TARIFF 2022/2023</b>
Joburg2019 – Aerial Photography per set	Free	Free
Joburg2019 – Aerial photography per tile (3kmx3km)	Free	Free
Joburg2019 – Digital Elevation Model (DEM)	Free	Free
Joburg2019 – Digital Elevation Model (DEM) per tile (3kmx3km)	Free	Free
Joburg2019 – Lidar points per set (ground & non-ground)	Free	Free
Joburg2019 – Lidar points per tile (3km x3km)	Free	Free
Joburg2019 – Aerial photography, Digital Elevation Model (DEM), Lidar points (3kmx3km), 25cm contours (3kmx3km)	Free	Free
Joburg2019 – Aerial photography, Digital Elevation Model (DEM), Lidar points (3kmx3km), 25cm contours (3kmx3km) per tile	Free	Free

<b>Contours 2019</b>		
Joburg2019 – 25cm contours	Free	Free
Joburg2019 – 25cm contours per tile (3kmx3km)	Free	Free
Joburg2019 – 50cm contours	Free	Free
Joburg2019 – 50cm contours per tile (3kmx3km)	Free	Free
Joburg2019 – 1m contours	Free	Free
Joburg2019 – 1m contours per tile (3kmx3km)	Free	Free
Joburg2019 – 2m contours	Free	Free
Joburg2019 – 2m contours per tile (3kmx3km)	Free	Free

<b>LICENSE AGREEMENTS</b>		<b>APPROVED TARIFF 2021/2022</b>	<b>PROPOSED NEW TARIFF 2022/2023</b>
a)	<b>Developer Licensing Agreement:</b>  An agreement between the Directorate Corporate Geo-Informatics (CGIS) and the licensee wherein certain rights are granted to use digital data as specified, with cadastre.	R 15 285 per annum excluding VAT	R 16 026 per annum excluding VAT
b)	<b>Publishing Licensing Agreement:</b>  An agreement between the Directorate Corporate Geo-Informatics (CGIS) and the licensee wherein certain rights are granted to publish digital data as specified.	R 7,642 per annum excluding VAT	R 8 012 per annum excluding VAT

c)	<b>Maintenance Licensing Agreement:</b>  An agreement between the Directorate Corporate Geo-Informatics (CGIS) and the licensee for the supply of updated digital data as specified.	R3,640 per annum excluding VAT	R 3 817 per annum excluding VAT
----	--	--------------------------------	---------------------------------

## ANNEXURE E

### DETERMINATION OF CHARGES FOR THE SUPPLY OF INFORMATION RELATING TO THE MUNICIPAL PLANNING TRIBUNAL TO THE PUBLIC.

In terms of Sections 17(3)(a)(ii) and 22(a)(i) and (ii) of the Local Government: Municipal Finance Management Act, 2003 (Act 56 of 2003) and Sections 21(1) and (3), 21A and 75A(3) and (4) of the Local Government: Municipal Systems Act, 2000 (Act 32 of 2000) as amended, it is hereby notified that the City of Johannesburg has, in terms of Sections 11(3)(i) and 75A(1) and (2) of the Local Government: Municipal Systems Act, 2000 (Act 32 of 2000) as amended, read with Section 24(2)(c)(ii) of the Local Government: Municipal Finance Management Act, 2003 (Act 56 of 2003), amended its Tariff of Charges for the Issuing Information with effect from 1 July 2022

The following tariffs will be effective from 1 July 2022 to June 2023:

NO	DESCRIPTION	APPROVED TARIFF 2021/2022	PROPOSED NEW TARIFF 2022/2023
(1)	A complete copy of an agenda of one meeting of the Municipal Planning Tribunal (Former Planning Committee )	R205	R215
(2)	A complete copy of the minutes of proceedings of one meeting of the Municipal Planning Tribunal (Former Planning Committee)	R71	R74
(3)	A complete set of agendas of the Municipal Planning Tribunal (Former Planning Committee) for one Calendar Year	R4 791	R5 023



<b>(4)</b>	A complete set of the minutes of proceedings of the Municipal Planning Tribunal (Former Planning Committee) for one calendar year	R1 702	R1 785
<b>(5)</b>	For each folio containing an extract from the agenda and minutes of the proceedings of the Municipal Planning Tribunal (Former Planning Committee )	R3.33	R3.50

## ANNEXURE 15

### NEW TARIFFS FOR THE ISSUING OF CERTIFICATES AND SUPPLY OF INFORMATION BY THE COJ LEGISLATURE.

The following tariffs shall be effective from 1 July 2022:

No	Certificate or Information Needed	Tariff 2021	Increase 4.3%	New Tariff 2022
1	A complete copy of an agenda of one meeting of the Planning Committee (Former Town Planning Tribunal)	R9,86	R0,43	R10,34
2	A complete copy of the minutes of proceedings of one meeting of the Planning Committee (former Town Planning Tribunal)	R3,38	R0,16	R3,54
3	A complete set of agendas of the Planning Committee (former Town Planning Tribunal) for one Calendar Year	R238,91	R10,33	R250,50
4	A complete set of the minutes of proceedings of the Planning Committee (Former Town Planning Tribunal) for one calendar year	R81,74	R3,53	R85,70
5	For each folio containing an extract from the agenda and minutes of the proceedings of the Planning Committee (former Town Planning Tribunal)	R16,26	R0,79	R17,05
6	For each A4 copy or folio containing an extract from an agenda or minutes of the Council of the Mayoral Committee or any other committees of the Council or from any other document or containing any other information	R1,59	R0,07	R1,67

No	Certificate or Information Needed	Tariff 2021	Increase 4.85%	New Tariff 2022
7	A complete copy of an agenda of one meeting of a Section 79	R3,80	R0,18	R3,98
8	A copy of the minutes of proceedings of one meeting of Section 79 Committee	R1,81	R0,07	R1,90
9	A complete set of agendas of any Section 79 for one calendar year	R45,27	R1,96	R47,47
10	A complete set of the minutes of proceedings of a Section 79 Committee for one calendar year	R22,80	R0,96	R23,91
11	Mayoral Committee agenda per set	R9,95	R0,43	R10,43
12	Mayoral Committee minutes per set	R3,44	R0,15	R3,61
13	Complete individual copies and agenda of Council meetings	R5,03	R0,22	R5,27
14	Complete individual copies of minutes of proceedings of Council meetings	R22,32	R0,96	R23,40
15	Complete set of agenda and minutes of proceedings of Council	R22,32	R0,96	R23,40
16	Extract from agenda and minutes of proceedings of the Council – for every folio or part thereof	R76,80	R3,32	R80,52
17	For any set of By-laws amendment thereto, per folio	R3,96	R0,17	R4,15

## ANNEXURE 16

### PROPOSED TARIFF CHARGES FOR THE ISSUING OF CERTIFICATES AND SUPPLY OF INFORMATION: VALUATION SERVICES

In terms of Sections 17(3)a(ii) and 22(a)(i) and (ii) of the Local Government: municipal Finance Management Act, 2003 (Act 56 of 2003) and the Sections 21(1) and 3(), 21a and 75a(3) and (4) of the Local Government: Systems Act 2000 (act 32 of 2000) as amended it is hereby notified that the City of Johannesburg has, in terms of 11(3)(i) and 75A(1) and (2) of the Local Government: Municipal Systems Act 2000 (Act 32 of 2000) as amended, read with section 24(2)(c)(ii) of the Local Government: Municipal Finance Management Act, 2003 (Act 56 of 2003), as amended. its Tariff of Charges for the Issuing of Certificates and the Furnishing of Information: Valuation Services as set out in Annexure A to the report, with effect from 1 July 2022.

	TYPE OF INFORMATION	TARIFFS 2021/2022	PROPOSED TARIFFS 2022/2023
a)	Certificate stating the municipal valuation of a property	R 46.41 per stand or part thereof	R 48.66 per stand or part thereof
b)	Extract per township	R2.08 per entry	R2.18 per entry
c)	Sale of property register on compact disk	R 6,999.88	R 6,999.88
d)	Sale of a portion of the property register on compact disk.	A standard fee of R 196.03 plus 49c per entry	A standard fee of R 205.54 plus 51c per entry
e)	Written reasons Municipal Valuers Decisions	A standard fee of R 451.48	A standard fee of R 473.38

## **ANNEXURE 17**

### **DELIVERY OF “PRE” TERMINATION NOTICE**

In terms of Sections 17(3)a(ii) and 22(a)(i) and (ii) of the Local Government : Municipal Finance Management Act, 2003 (Act 56 of 2003) read with Sections 21 and, 21A(1) and (2) of the Local Government : Systems Act 2000 (act 32 of 2000) as amended; and also in terms of 11(3)(i) and 75A(1) and (2) of the Local Government : Municipal Systems Act 200 (Act 32 of 2000) as amended, read with section 16 of the Local Government : Municipal Finance Management Act, 2003 (Act 56 of 2003), as amended it is hereby notified that the City of Johannesburg declares its intention to amend its fees for a pre-termination notice with effect from 1 July 2022.

The following tariffs shall be effective from 1 July 2022:

Fees payable in respect of the delivery of the “pre” termination notice	R210,08 (EXC. VAT)
---	--------------------

## **ANNEXURE 18**

### **DELIVERY OF A FINAL NOTICE**

In terms of Sections 17(3)a(ii) and 22(a)(i) and (ii) of the Local Government : Municipal Finance Management Act, 2003 (Act 56 of 2003) read with Sections 21 and, 21A(1) and (2) of the Local Government : Systems Act 2000 (act 32 of 2000) as amended; and also in terms of 11(3)(i) and 75A(1) and (2) of the Local Government : Municipal Systems Act 200 (Act 32 of 2000) as amended, read with section 16 of the Local Government : Municipal Finance Management Act, 2003 (Act 56 of 2003), as amended it is hereby notified that the City of Johannesburg declares its intention to amend its fees for a final notice with effect from 1 July 2022

The following tariffs shall be effective from 1 July 2022:

Fees payable in respect of the delivery of the Final notice	R180.74 (EXC. VAT)
---	--------------------

## ANNEXURE 19

### AMENDMENT OF TARIFF OF CHARGES FOR CLEARANCE CERTIFICATES

In terms of Sections 17(3)a(ii) and 22(a)(i) and (ii) of the Local Government : Municipal Finance Management Act, 2003 (Act 56 of 2003) read with Sections 21 and, 21A(1) and (2) of the Local Government : Systems Act 2000 (act 32 of 2000) as amended; and also in terms of 11(3)(i) and 75A(1) and (2) of the Local Government : Municipal Systems Act 200 (Act 32 of 2000) as amended, read with section 16 of the Local Government : Municipal Finance Management Act, 2003 (Act 56 of 2003), as amended it is hereby notified that the City of Johannesburg declares its intention to amend its fees for a Clearance and Certificate administration fee with effect from 1 July 2022.

The following tariffs shall be effective from 1 July 2022:

Fees Payable in respect of Clearance admin and certificate fees.	<p>This amount should be increased by projected inflation. Therefore, the tariffs for the financial year 2022 / 2023 will be increased as follows:</p> <p>Manual clearance figure application: R183.00 (Excl VAT)</p> <p>Manual printing of clearance certificate: R92.53 (Excl VAT)</p> <p>Electronic figure application: R48.07 (Excl VAT)</p> <p>Electronic printing of clearance certificate: R31.98 (Excl VAT)</p>
--	---

## ANNEXURE 20

### AMENDMENT OF TARIFF OF CHARGES FOR DISHONOURED PAYMENTS

In terms of Sections 17(3)a(ii) and 22(a)(i) and (ii) of the Local Government : Municipal Finance Management Act, 2003 (Act 56 of 2003) read with Sections 21 and, 21A(1) and (2) of the Local Government : Systems Act 2000 (act 32 of 2000) as amended; and also in terms of 11(3)(i) and 75A(1) and (2) of the Local Government : Municipal Systems Act 200 (Act 32 of 2000) as amended, read with section 16 of the Local Government : Municipal Finance Management Act, 2003 (Act 56 of 2003), as amended it is hereby notified that the City of Johannesburg declares its intention to amend its Tariff of Charges for Dishonoured Payments with effect from 1 July 2022.

The following tariffs shall be effective from 1 July 2022:

Fees Payable in respect of any dishonoured bank payments ( Debit Order)	R379.54 (Excl. VAT) per transaction <sup>90</sup>
---	---

## **ANNEXURE 21: COMMUNITY DEVELOPMENT**

### **AMENDMENT OF TARIFF OF CHARGES FOR**

**2022/23:**


**LIBRARY AND INFORMATION SERVICES;**


**ARTS, CULTURE AND HERITAGE SERVICES;**


**SPORT FACILITIES, RECREATION**


**CENTRES AND SWIMMING POOLS.**





SCHEDULE OF CHARGES					
	<b>COMMUNITY DEVELOPMENT ARTS, CULTURE &amp; HERITAGE</b>				
		2021-22 (ZAR)	2022-23 (ZAR)	2023-24 (ZAR)	2024-25 (ZAR)
<b>MUSEUMS AND GALLERIES</b>					
<b>1 ENTRANCE CHARGES</b>					
<b>1.1 HECTOR PIETERSON MEMORIAL &amp; MUSEUM</b>					
<b>LOCAL</b>					
Adults	Per Day	21	22	23	24
Senior Citizens (with pension cards)	Per Day	21	22	23	24
Students (12 years and over and Tertiary Institutions - with student card)	Per Day	21	22	23	24
Children (6 to 12 years and primary school groups)	Per Day	21	22	23	24
Children (under 6 years )	Per Day	Free	Free	Free	Free
<b>INTERNATIONAL</b>					
Adults	Per Day	52	55	57	60
Students (over 13 years and Tertiary Institutions - with student card)	Per Day	31	33	34	36
Children (6 to 12 years)	Per Day	16	16	17	18
Children (under 6 years)	Per Day	Free	Free	Free	Free
<b>1.2 KLIPTOWN OPEN AIR MUSEUM</b>					
Entrance	Per Day	Free	Free	Free	Free
<b>1.3 JAMES HALL MUSEUM OF TRANSPORT</b>					
Entrance	Per Day	Free	Free	Free	Free



	SCHEDULE OF CHARGES					
	<b>COMMUNITY DEVELOPMENT ARTS, CULTURE &amp; HERITAGE</b>					
			<b>2021-22 (ZAR)</b>	<b>2022-23 (ZAR)</b>	<b>2023-24 (ZAR)</b>	<b>2024-25 (ZAR)</b>
	<b>2 HIRE OF FACILITIES</b>					
	<b>2.1 Museum Africa (MA), June 16 Interpretation Centre, Johannesburg Art Gallery (JAG), Workers Museum and Alexander Heritage Centre, Hector Pieterse Museum, Oppenheimer Village, James Hall Museum of Transport</b>					
	<b>2.1.1 Hire of auditorium</b>					
	If museum is a partner in a project	Per Day	No Charges	No Charges	No Charges	No Charges
	NGOs, educational, cultural institutions	Per Day	4 225	4 436	4 636	4 844
	Commercial/ corporate institutions	Per Day	8 450	8 873	9 272	9 689
	<b>2.1.2 Hall (June 16 Interpretation Centre)</b>					
	Hall Hire	Per Day	984	1 033	1 080	1 128
	<b>2.1.3 Hire of boardroom</b>					
	If museum is a partner in the project	Per Day	No Charges	No Charges	No Charges	No Charges
	NGOs, educational, cultural institutions	Per Day	1 447	1 519	1 588	1 659
	Commercial / corporate institutions	Per Day	2 894	3 039	3 175	3 318
	<b>2.1.4 Hire of other museum space, per designated space: Depending on the nature of the space, function and organiser</b>	Per Day	R9 518 - R49 110	R9 993 - R51 565	R10 442 - R53 885	R10 911 - R56 309
	<b>2.1.5 Hire of Museum Africa Arena or front entrance</b>	Per Day	2 625	2 756	2 881	3 010
	<b>2.1.6 Hire of court yard</b>	Per Day	2 778	2 917	3 048	3 186
	<b>2.1.7 Filming and Photography</b>					
	Photographic shoots Local	Per Hour	209	219	229	239
	Photographic shoots International	Per Hour	417	438	458	478
	Filming Amature Local	Per Hour	396	416	435	454
	Filming Commercial Local	Per Hour	1 056	1 108	1 158	1 210
	Filming Amature International	Per Hour	793	832	870	909
	Filming Commercial International	Per Hour	2 111	2 217	2 316	2 421
	<b>2.1.8 Hire of temporary exhibition space:</b>					
	If Museum is a partner in the project		No charge	No charge	No charge	No charge
	If Museum supports project	Per Day	8 634	9 066	9 474	9 900
	Commercial / corporate institutions	Per Day	17 269	18 132	18 948	19 801
	<b>2.1.9 Parking Area (James Hall Transport Museum)</b>	Per Day	850	893	933	975


	SCHEDULE OF CHARGES				
	<b>COMMUNITY DEVELOPMENT ARTS, CULTURE &amp; HERITAGE</b>				
			<b>2021-22 (ZAR)</b>	<b>2022-23 (ZAR)</b>	<b>2023-24 (ZAR)</b>
<b>2.2</b>	<b>COMMUNITY CENTRES</b>				
<b>2.2.1</b>	<b>UNCLE TOM'S ART CENTRE</b>				
	Main Hall	Per Day	1 646	1 728	1 806
	Side Hall	Per Day	878	922	963
	Studio	Per Day	439	461	482
	Gallery (only)	Per Day	1 097	1 152	1 204
	Back Room	Per Day	165	173	181
	Kitchen	Per Day	439	461	482
	Bar	Per Day	219	230	241
	<b>Group Activities</b>				
	Large	Per Month	347	365	381
	Medium	Per Month	232	243	254
	Small	Per Month	116	122	127
<b>2.2.2</b>	<b>MOFOLO ART CENTRE</b>				
	Hall hire	Per Day	868	912	953
	Side Hall	Per Day	556	583	610
	Kitchen	Per Day	382	401	419
<b>2.2.3</b>	<b>MOFOLO CULTURAL BOWL</b>				
	Cultural Bowl Hiring fee	Per Day	11 576	12 155	12 702
	Studio Hiring fee	Per Hour	174	182	191
<b>2.2.4</b>	<b>BAPEDI ART CENTRE</b>				
	Main Hall	Per Day	1 158	1 215	1 270
	Kitchen (only)	Per Day	637	669	699
	Right Hall	Per Day	405	425	445
	Left hall	Per Day	417	438	457
	Studio	Per Day	677	711	743
	<b>Group Activities</b>				
	Large	Per Month	347	365	381
	Medium	Per Month	232	243	254
	Small	Per Month	116	122	127
<b>2.2.5</b>	<b>CREDO MUTWA OPEN AIR MUSEUM / HALL</b>				
	Hall hire	Per Day	868	912	953
	Village	Per Hour	174	182	191
	Kitchen	Per Day	371	389	407

	SCHEDULE OF CHARGES					
	COMMUNITY DEVELOPMENT ARTS, CULTURE & HERITAGE					
			2021-22 (ZAR)	2022-23 (ZAR)	2023-24 (ZAR)	2024-25 (ZAR)
3 PHOTOCOPIES (All Arts, Culture and Heritage facilities)						
A3 black and white		per sheet	2	2	2	3
A3 colour		per sheet	16	18	18	19
A4 colour		per sheet	8	9	9	9
A4 black and white		per sheet	1	1	1	1
4 FAXES						
Local		per page	9	10	10	10
International		per page	25	26	27	28
5 SUPPLY & USAGE OF DIGITAL IMAGES FROM MUSEUM COLLECTIONS						
The cost of the image is the basic cost (as laid out in 5.1) plus the copyright / usage cost (laid out in 5.2)						
5.1 BASIC COSTS						
Supply of high resolution digital image on CD or by email		per image	85	89	93	97
5.1.1 Photography by an external photographer						
Still and moving photography of museum objects and displays. By special arrangement only.			862	905	946	988
5.2 USAGE FEE PER IMAGE						
The prices are per image, language and edition and are added to the basic cost of supplying the image as laid out in 5.1. The following discounts will be given: 10% for 10-19 images used, 20% for 20 – 29 images used, 30% for 30+ images used. Where a book is also issued as an e-book, the fee is for the estimated usage combined.						
5.2.1(a) PUBLICATIONS: Tariff South Africa						
Newspapers:						
<35 000 copies			201	212	221	231
>35 000 copies			293	308	321	336
Books, e-books and magazines inside						
<1000 copies			98	103	108	112
1000 – 2000 copies			201	212	221	231
2001 – 10 000 copies			293	308	321	336
>10 000 copies			400	420	439	459
Books, e-books and magazines – front cover						
<1000 copies			201	212	221	231
1000 – 2000 copies			400	420	439	459
2001 – 10 000 copies			586	615	643	672
> 10 000 copies			772	810	847	885
Books, e-books and magazines – back cover						
<1000 copies			148	155	162	169
1000 – 2000 copies			293	308	321	336
2001 – 10 000 copies			442	464	485	507
> 10 000 copies			586	615	643	672
Journals for academic / non-profit organizations						
			50	52	55	57


	SCHEDULE OF CHARGES				
	<b>COMMUNITY DEVELOPMENT ARTS, CULTURE &amp; HERITAGE</b>				
		<b>2021-22 (ZAR)</b>	<b>2022-23 (ZAR)</b>	<b>2023-24 (ZAR)</b>	<b>2024-25 (ZAR)</b>
<b>5.2.1(b)</b>	<b>PUBLICATIONS:Tariff Overseas</b>				
	<b>Newspapers:</b>				
	<35 000 copies	400	420	439	459
	>35 000 copies	586	615	643	672
	<b>Books, e-books and magazines inside</b>				
	<1000 copies	201	212	221	231
	1000 – 2000 copies	400	420	439	459
	2001 – 10 000 copies	586	615	643	672
	>10 000 copies	772	810	847	885
	<b>Books, e-books and magazines – front cover</b>				
	<1000 copies	400	420	439	459
	1000 – 2000 copies	772	810	847	885
	2001 – 10 000 copies	1 172	1 231	1 286	1 344
	> 10 000 copies	1 566	1 644	1 718	1 795
	<b>Books, e-books and magazines – back cover</b>				
	<1000 copies	293	308	321	336
	1000 – 2000 copies	586	615	643	672
	2001 – 10 000 copies	879	923	964	1 008
	> 10 000 copies	1 172	1 231	1 286	1 344
	<b>Journals for academic / non-profit organizations</b>	148	155	162	169
<b>5.2.2</b>	<b>TV, DOCUMENTARIES AND FILM</b>				
	<b>Tariff - Southern Africa</b>				
<b>5.2.2.1</b>	<b>Broadcast</b>				
	National Distributions, 3 flightings or less	148	155	162	169
	National Distributions 4 flightings or more	293	308	321	336
	Continental Distribution	586	615	643	672
	Worldwide Distribution	816	857	896	936
<b>5.2.2.2.</b>	<b>DVD and CD</b>				
	<1000 copies	98	103	108	112
	1000 – 1999 copies	201	212	221	231
	2000 – 10 000 copies	293	308	321	336
	>10000 copies	400	420	439	459
	NGO/educational DVDs	98	103	108	112

	SCHEDULE OF CHARGES				
	<b>COMMUNITY DEVELOPMENT ARTS, CULTURE &amp; HERITAGE</b>				
		2021-22 (ZAR)	2022-23 (ZAR)	2023-24 (ZAR)	2024-25 (ZAR)
<b>5.2.3(a)</b>	<b>MUSEUM EXHIBITIONS/ TRADE DISPLAYS (ALL MUSEUMS)</b> Use of the image to publicise the exhibition/ display will be allowed only with written permission, and with proper copyright acknowledgement to Museum Africa.				
	<b>Non-Profit Museums:</b>				
	<b>Tariff - Southern Africa</b>				
	Temporary Displays	98	103	108	112
	Permanent Displays	201	212	221	231
	<b>Commercial museums/Trade displays:</b>				
	Temporary Displays	201	212	221	231
	Permanent Displays	400	420	439	459
<b>5.2.3(b)</b>	<b>Tariff - Overseas</b>				
	Temporary Displays	201	212	221	231
	Permanent Displays	400	420	439	459
	<b>Commercial museums/Trade displays:</b>				
	Temporary Displays	400	420	439	459
	Permanent Displays	772	810	847	885
<b>5.2.4</b>	<b>BUSINESS USE OF IMAGES</b>				
<b>5.2.4(a)</b>	<b>Tariff - Southern Africa</b>				
	<b>Annual reports/newsletters/calendars:</b>				
	NGO, academic, non-profit organisations	50	52	55	57
	Corporate	109	114	119	124
	<b>Office stationery</b>				
	NGO, academic, non-profit organisations	109	114	119	124
	Corporate	201	212	221	231
<b>5.2.4(b)</b>	<b>Tariff - Overseas</b>				
	<b>Annual reports/newsletters/calendars:</b>				
	NGO, academic, non-profit organisations	109	114	119	124
	Corporate	201	212	221	231
	<b>Office stationery</b>				
	NGO, academic, non-profit organisations	201	212	221	231
	Corporate	400	420	439	459

	SCHEDULE OF CHARGES							
	<b>COMMUNITY DEVELOPMENT ARTS, CULTURE &amp; HERITAGE</b>							
		2021-22 (ZAR)	2022-23 (ZAR)	2023-24 (ZAR)	2024-25 (ZAR)			
<b>5.2.6</b>	<b>COMMERCIAL PRODUCTS</b>							
	Commercial products e.g. mugs, T-shirts, posters, CD/DVD covers, jigsaw puzzles, calendars							
	<b>Tariff - Southern Africa</b>							
	<1000 copies	522	548	572	598			
	>1000 copies	1 043	1 095	1 144	1 196			
	<b>Tariff - Overseas</b>							
	<1000 copies	1 043	1 095	1 144	1 196			
	>1000 copies	2 086	2 190	2 289	2 392			
<b>5.2.7</b>	<b>INTERIOR DECORATION, PER VENUE</b>							
	<b>Tariff - Southern Africa</b>							
	Personal use in a private home	93	98	102	106			
	Under 30 x 40cm	162	170	178	186			
	30 x 40cm, to 40 x 50cm	232	243	254	265			
	Up to 1m longest side	327	343	359	375			
	Over 1 m longest side	408	429	448	468			
	<b>Tariff - Overseas</b>							
	Personal use in a private home	190	199	208	217			
	Under 30 x 40cm	327	343	359	375			
	30 x 40cm, to 40 x 50cm	457	479	501	523			
	Up to 1m longest side	647	680	710	742			
	Over 1 m longest side	818	858	897	937			
	SCHEDULE OF CHARGES							
	<b>COMMUNITY DEVELOPMENT ARTS, CULTURE &amp; HERITAGE</b>							
		2021-22 (ZAR)	2022-23 (ZAR)	2023-24 (ZAR)	2024-25 (ZAR)			
<b>5.2.8</b>	<b>WEBSITE/INTERNET USE</b>							
	<b>Tariff - Southern Africa</b>							
	Non-profit/NGO	190	199	208	217			
	Commercial	277	291	304	318			
	<b>Tariff - Overseas</b>							
	Non-profit/NGO	292	306	320	334			
	Commercial	582	611	639	667			
<b>5.2.9</b>	<b>MISCELLANEOUS</b>							
	<b>Tariff - Southern Africa</b>							
	Lectures\ Papers (Non-profits)	93	98	102	106			
	Lectures (For profits)	148	155	162	169			
	Proposal pitching	93	98	102	106			
	<b>Tariff - Overseas</b>							
	Lectures\ Papers (Non-profits)	190	199	208	217			
	Lectures (For profits)	293	308	321	336			
	Proposal pitching	190	199	208	217			

	SCHEDULE OF CHARGES				
	<b>COMMUNITY DEVELOPMENT ARTS, CULTURE &amp; HERITAGE</b>				
		<b>2021-22 (ZAR)</b>	<b>2022-23 (ZAR)</b>	<b>2023-24 (ZAR)</b>	<b>2024-25 (ZAR)</b>
<b>6</b>	<b>MUSEUM PUBLICATIONS, POSTERS &amp; POSTCARDS FOR SALE</b>				
<b>6.1.</b>	<b>Museum Africa</b>				
	Catalogue of pictures, Africana Museum, 1973, 7 volumes	382	401	419	438
	Catalogues of prints, Africana Museum, 1975, 2 volumes	382	401	419	438
	<i>Africana Notes and News</i> Index	382	401	419	438
	<i>Africana Notes and News</i> Back numbers	382	401	419	438
	Old Town, Newtown	382	401	419	438
<b>6.2</b>	<b>Johannesburg Art Gallery</b>				
	Current of Africa: the art of Selby Mvusi	33	34	36	37
	Diversity and themes: Romantic prints	25	26	27	28
	Dutch paintings of the 17 <sup>th</sup> century	192	202	211	220
	Ernest Mancoba: a resource book	33	34	36	37
	Exchange values	115	121	126	132
	From Corot to Monet	408	429	448	468
	Gerald Sekoto: unsevered ties	84	88	92	96
	Looking at contemporary South African sculpture: Jackson Hlungwani: a resources book	33	34	36	37
	Making links	33	34	36	37
	Maz'enhole: the Nelson Mandela collection	33	34	36	37
	New strategies	115	121	126	132
	17 <sup>th</sup> Century Dutch and Flemish Painting in South African	192	202	211	220
	The Horstmann Collection of Southern African Art	25	26	27	28
	The sculptor and his sitter: Rodin's bust of Eve Fairfax	56	59	62	64
	The Lace Collection of the Johannesburg Art Gallery	50	52	55	57
	Ukiyo-e: Japanese wood-block prints	33	34	36	37
	Thami Mnyele catalogue	472	496	518	541
	<b>Posters</b>				
	Museum Africa	8	9	9	9
	Johannesburg Art Gallery	13	14	14	15
	Johannesburg Art Gallery	18	19	20	21
	<b>Postcards:</b>				
	Johannesburg Art Gallery	12	13	14	14
	Museum Africa – black and white	5	5	5	5
	Johannesburg Art Gallery and Museum Africa - colour	6	6	6	7




SCHEDULE OF CHARGES : ANNEXURE A					
	<b>COMMUNITY DEVELOPMENT LIBRARY AND INFORMATION SERVICES</b>				
		2021-22 (ZAR)	2022-23 (ZAR)	2023-24 (ZAR)	2024-25 (ZAR)
<b>1</b>	<b>MEMBERSHIP CHARGES</b>				
1.1	<b>ELECTRONIC USER SERVICES</b> Any person who wishes to ONLY use the electronic services/resources of the Library ; This user category may not borrow any library materials.	Free	Free	Free	Free
1.2	<b>BASIC LENDING SERVICES</b>				
1.2.1	<b>RESIDENTS</b> Any person who resides in or is employed in or attends school within the City of Johannesburg. (Adults, Senior Citizens & Students: Maximum of 4 books/single music scores of which a maximum of 2 single music scores may be included. Children, Teenagers & Young Adults: Maximum of 3 books)				
	Adults (18-59 years of age)	Free	Free	Free	Free
	Senior citizens (including pensioners) (60 years and older) and Disabled persons	Free	Free	Free	Free
	Students (18 years and older, attending a tertiary educational institution)	Free	Free	Free	Free
	Children (Under 13 years of age)	Free	Free	Free	Free
	Teenagers & Young Adults (13-17 years of age)	Free	Free	Free	Free
1.2.2	<b>NON-RESIDENTS</b> Any person who is not resident in or employed in or studying within the City of Johannesburg (Annual tariff. Maximum of 4 books only)				
	Adults (18-59 years of age)	189	198	207	216
	Senior citizens (including pensioners) (60 years and older) and Disabled persons	181	190	199	208
1.2.3	<b>VISITORS</b> Any person who is residing, working or studying within the City of Johannesburg for a period not exceeding 12 months. (Annual tariff per book. Maximum of 2 books only)				
	Adults (18-59 years of age) per book	313	328	343	359
	Children (Under 13 years of age) per book	188	197	206	215
	Teenagers or Young Adults (13-17 years of age) per book	188	197	206	215
	Students (18 years and older, attending a tertiary or pre-tertiary educational institution)	188	197	206	215
	Senior citizens (including pensioners) (60 years and older) and Disabled persons	24	25	26	28
1.2.4	<b>ORGANISATIONS</b> (Annual tariff. Maximum of 10 books/single music scores)				
	Profit (commercial) organisations	948	995	1 040	1 087
	Non-profit (including professional) organisations	Free	Free	Free	Free
	Schools (per class)	Free	Free	Free	Free

1.3	VALUE-ADDED SERVICES				
1.3.1	ADDITIONAL LIBRARY MATERIAL This value-added service is only available for Residents ; It is not available for Organisations, Non-residents and Visitors. (Annual tariff. Maximum of 2 additional items)				
	RESIDENTS				
	Adults (18-59 years of age): Additional 2 books/single music scores	63	66	69	72
	Senior citizens (including pensioners)(60 years and older) and Disabled persons: Additional 2 books/single music scores				
	Children (Under 13 years of age) and Young adults (13-17 years of age): Additional 2 books	63	66	69	72
1.3.2	AUDIOVISUAL MATERIALS / STUDENT SERVICES This service is available for Residents and Organisations only ; It is not available for Non-residents and Visitors. (Annual tariff. Maximum of 3 audiovisual items)				
1.3.2.1	RESIDENTS				
	Adults (18-59 years of age):	188	197	206	215
	Students (18 years and older, attending a tertiary educational institution)	188	197	206	215
	Senior citizens (including pensioners) (60 years and older) and disabled persons	91	96	100	104
1.3.2.2	ORGANISATIONS (Annual tariff. Maximum of 3 audiovisual items)				
	Profit (commercial) organisations	948	995	1 040	1 087
	Non-profit (including professional) organisations	318	334	349	365
	Schools	318	334	349	365
1.3.3	ORCHESTRAL MUSIC AND BULK VOCAL SCORES (Annual tariff plus separate handling fee per set. Maximum of 4 sets of bulk vocal scores and 6 orchestral sets)				
	Profit (commercial) organisations	1 158	1 215	1 270	1 327
	Non-profit (including professional) organizations	397	417	436	455
	Schools	397	417	436	455
	Handling fee (per orchestral set / bulk vocal title set)	499	524	548	572
	Handling fee (per orchestral set / bulk vocal title set) – Non-profit organisations and Schools	315	331	346	361
1.3.4	CUSTOMISED INFORMATION PACKAGES (Tariff applicable to type of package ; Any printing or photocopying will incur additional charges at the scheduled tariff)				
1.3.4.1	Standard Information pack e.g. simple research / compilation of information	104	110	114	120
1.3.4.2	Advanced Research Pack e.g. Research using multiple sources from Special Collections, tracking information	313	329	343	359
1.3.5	LITERACY SERVICES TO SMALL BUSINESSES				
	Level 1 (per person)	618	649	678	708
	Level 2 (per person)	519	545	569	595
	Level 3 (per person)	413	433	453	473
	Level 4 (per person)	312	327	342	357


<b>2</b>	<b>LIBRARY MATERIAL CHARGES</b>				
2.1	OVERDUE ITEMS				
	Per item per week or part thereof	7	7	7	8
	(Up to a maximum per item)	50	53	55	57
2.2	RESERVATIONS				
	Per title in advance (non-refundable)	10	11	11	12
2.3	INTER-LIBRARY LOANS				
	Per request in advance (non-refundable)				
	PLUS reservation fee per title in advance (non-refundable)	19	20	20	21
<b>3</b>	<b>LIBRARY MATERIAL LOST OR DAMAGED</b>				
3.1	LOST LIBRARY MATERIAL (Purchase price for library material plus administrative charge)	As per Tariff Schedule Annexure B	As per Tariff Schedule Annexure B	As per Tariff Schedule Annexure B	As per Tariff Schedule Annexure B
3.2	DAMAGED LIBRARY MATERIAL				
	Binders charge per book	84	89	93	97
	Other minor damage	34	36	37	39
	Irreparable damage (Price for substitute / replacement copy)	As per Tariff Schedule Annexure B	As per Tariff Schedule Annexure B	As per Tariff Schedule Annexure B	As per Tariff Schedule Annexure B
3.3	LIBRARY MEMBERSHIP CARD (non-refundable)	38	40	42	44
3.4	BAGGAGE COUNTER TOKENS	38	40	42	44
3.5	LOCKER KEYS	38	40	42	44
<b>4</b>	<b>PHOTOCOPY / PRINTING CHARGES</b>				
4.1	A4 COPIES				
4.1.1	A4 grey scale copies per page	1	1	1	1
4.1.2	A4 colour copies per page	8	8	8	9
4.2	A3 COPIES				
4.2.1	A3 grey scale copies per page	2	2	2	2
4.2.2	A3 colour copies per page	16	16	16	18
4.3	PC PRINTOUT COPIES PER PAGE				
4.3.1	Text only (grey scale)	1	1	1	1
4.3.2	Text and graphics (grey scale)	2	2	2	2
4.3.3	Colour	15	16	16	18
4.4	MICROFORM READER COPIES PER PAGE	7	7	7	8
<b>5</b>	<b>SCANNED DOCUMENTS</b> Scanning to user-supplied memory device (Service available at selected libraries)	Free	Free	Free	Free
<b>6</b>	<b>PHOTOGRAPHING OF LIBRARY MATERIALS</b> (Charges per hour or part thereof)				
6.1	Professional photographers (Charges per hour or part thereof)	496	521	544	569
6.2	Research workers (Charges per hour or part thereof)	178	187	195	204
<b>7</b>	<b>HIRING OF AUDITORIUM / THEATRE</b> (Use restricted to normal library hours and activities relating to library services, educational support, cultural enrichment and constructive leisure and recreation) (Charges per 6-hour period or part thereof)				
7.1	Organisations supporting or promoting library activities and services	Free	Free	Free	Free
7.2	Profit (commercial) organisations	7 723	8 110	8 475	8 856
	Plus Refundable deposit for venue hire	1 565	1 643	1 717	1 794
	Hire of audiovisual equipment	1 043	1 095	1 144	1 196
	Plus Refundable deposit for Hire of audiovisual equipment	1 043	1 095	1 144	1 196
7.3	Non-profit organisations	3 861	4 054	4 237	4 427
	Plus Refundable deposit for venue hire	1 565	1 643	1 717	1 794
	Hire of audiovisual equipment	522	548	572	598
	Plus Refundable deposit for Hire of audiovisual equipment	522	548	572	598
<b>8</b>	<b>HIRING OF LECTURE / TRAINING ROOM</b> (Use restricted to normal library hours and activities relating to library services, educational support, cultural enrichment and constructive leisure and recreation) (Charges per 6-hour period or part thereof)				
8.1	Organisations supporting or promoting library activities and services	Free	Free	Free	Free
8.2	Profit (commercial) organisations	878	922	963	1 006
	Plus Refundable deposit for venue hire	522	548	572	598
	Hire of audiovisual equipment	1 043	1 095	1 144	1 196
	Plus Refundable deposit for Hire of audiovisual equipment	1 043	1 095	1 144	1 196
8.3	Non-profit (including professional) organisations	584	613	640	669
	Plus Refundable deposit for venue hire	522	548	572	598
	Hire of audiovisual equipment	730	766	801	837
	Plus Refundable deposit for Hire of audiovisual equipment	522	548	572	598
<b>9</b>	<b>HIRING OF ACTIVITY ROOM / LIBRARY SPACE</b> (Use restricted to normal library hours and activities relating to library services, educational support, cultural enrichment and constructive leisure and recreation) (Charges per 6-hour period or part thereof)				
9.1	Organisations supporting or promoting library activities and services	Free	Free	Free	Free
9.2	Profit (commercial) organisations	100	105	110	114
9.3	Non-profit (including professional) organisations	54	56	59	62
<b>10</b>	<b>USE OF KITCHEN IN CONJUNCTION WITH LIBRARY PUBLIC SPACE</b>				
10.1	Per occasion	166	174	182	190


<b>7</b>	<b>HIRING OF AUDITORIUM / THEATRE</b> (Use restricted to normal library hours and activities relating to library services, educational support, cultural enrichment and constructive leisure and recreation) (Charges per 6-hour period or part thereof)				
7.1	Organisations supporting or promoting library activities and services	Free	Free	Free	Free
7.2	Profit (commercial) organisations	7 723	8 110	8 475	8 856
	Plus Refundable deposit for venue hire	1 565	1 643	1 717	1 794
	Hire of audiovisual equipment	1 043	1 095	1 144	1 196
	Plus Refundable deposit for Hire of audiovisual equipment	1 043	1 095	1 144	1 196
7.3	Non-profit organisations	3 861	4 054	4 237	4 427
	Plus Refundable deposit for venue hire	1 565	1 643	1 717	1 794
	Hire of audiovisual equipment	522	548	572	598
	Plus Refundable deposit for Hire of audiovisual equipment	522	548	572	598
<b>8</b>	<b>HIRING OF LECTURE / TRAINING ROOM</b> (Use restricted to normal library hours and activities relating to library services, educational support, cultural enrichment and constructive leisure and recreation) (Charges per 6-hour period or part thereof)				
8.1	Organisations supporting or promoting library activities and services	Free	Free	Free	Free
8.2	Profit (commercial) organisations	878	922	963	1 006
	Plus Refundable deposit for venue hire	522	548	572	598
	Hire of audiovisual equipment	1 043	1 095	1 144	1 196
	Plus Refundable deposit for Hire of audiovisual equipment	1 043	1 095	1 144	1 196
8.3	Non-profit (including professional) organisations	584	613	640	669
	Plus Refundable deposit for venue hire	522	548	572	598
	Hire of audiovisual equipment	730	766	801	837
	Plus Refundable deposit for Hire of audiovisual equipment	522	548	572	598
<b>9</b>	<b>HIRING OF ACTIVITY ROOM / LIBRARY SPACE</b> (Use restricted to normal library hours and activities relating to library services, educational support, cultural enrichment and constructive leisure and recreation) (Charges per 6-hour period or part thereof)				
9.1	Organisations supporting or promoting library activities and services	Free	Free	Free	Free
9.2	Profit (commercial) organisations	100	105	110	114
9.3	Non-profit (including professional) organisations	54	56	59	62
<b>10</b>	<b>USE OF KITCHEN IN CONJUNCTION WITH LIBRARY PUBLIC SPACE</b>				
10.1	Per occasion	166	174	182	190
<b>11</b>	<b>HIRING OF LIBRARY SPACE FOR EXHIBITIONS</b> (Use restricted to normal library hours and activities relating to library services, educational support, cultural enrichment and constructive leisure and recreation) (Charges per day or part thereof unless otherwise specified)				
11.1	Profit (commercial) organisations	1 661	1 744	1 823	1 905
11.2	Non-profit (including professional) organisations	166	174	182	190
11.3	Profit (commercial) organisations (JCL and Sandton)	3 861	4 054	4 237	4 427
11.4	Non-profit (including professional) organisations (JCL and Sandton)	387	407	425	444
11.5	Development projects (e.g. emerging artists, student exhibitions)	Free	Free	Free	Free
<b>12</b>	<b>HIRING OF LIBRARY SPACE FOR EDUCATIONAL FILMING AND PHOTOGRAPHY</b> (Use restricted to a maximum of 2 hours within normal library hours and only for activities relating to library services or educational support. Filming and photography must not obstruct nor impede normal library usage, services or functions) (Charges per 2-hour period or part thereof)				
12.1	Profit (commercial) organisations	17 829	18 720	19 563	20 443
12.2	Educational institutions	1 012	1 062	1 110	1 160
12.3	Photography of library building for profit-making purposes	470	493	515	538
<b>13</b>	<b>USE OF LIBRARY SPACE FOR NON-COMMERCIAL FILMING</b> (Use restricted to a maximum of 2 hours within normal library hours and only for activities relating to library services or educational support. Filming and photography must not obstruct nor impede normal library usage, services or functions). Approval to be obtained from Director: Library and Information Services.	Free	Free	Free	Free
<b>14</b>	<b>COMPUTER USE</b>	Free	Free	Free	Free

	<b>SCHEDULE OF CHARGES : ANNEXURE B</b>				
	<b>COMMUNITY DEVELOPMENT LIBRARY AND INFORMATION SERVICES</b>				
		<b>2021-22 (ZAR)</b>	<b>2022-23 (ZAR)</b>	<b>2023-24 (ZAR)</b>	<b>2024-25 (ZAR)</b>
1	Easy reading for adults (ERA)				
	Hardcover	87	91	95	99
	Paperback	63	66	69	72
2	African languages				
	Hardcover	119	124	130	136
	Paperback	119	124	130	136
3	Romances and similar categories such as Westerns				
	Hardcover	167	175	183	191
	Paperback	167	175	183	191
4	English Young Adults (YA) ; English children's story books ; Afrikaans Young Adults (AT) ; Afrikaans children's story books ; Foreign language books				
	Hardcover	211	221	231	242
	Paperback	117	123	129	135
5	Picture books				
	Hardcover	271	285	297	311
	Paperback	205	215	225	235
6	Junior Non fiction				
	Hardcover	397	417	436	455
	Paperback	234	245	256	268
7	Afrikaans fiction				
	Hardcover	211	221	231	242
	Paperback	173	182	190	199
8	Afrikaans Non fiction				
	Hardcover	439	461	482	503
	Paperback	287	302	315	330
9	Afrikaans Large Prints				
	Hardcover	271	285	297	311
	Paperback	205	215	225	235
10	English fiction				
	Hardcover	439	461	482	503
	Paperback	287	302	315	330
11	English Non fiction				
	Hardcover	616	646	675	706
	Paperback	421	442	462	483
12	English Large print				
	Hardcover	497	522	545	570
	Paperback	349	366	383	400

13	Reference books (or price for substitute copy)				
	Hardcover	985	1 035	1 081	1 130
	Paperback	914	960	1 003	1 048
14	Student services: Reference works on loan from tertiary institutions or purchased and available for student use. (or price for substitute copy if available in print)				
	Hardcover	909	954	997	1 042
	Paperback	857	900	940	983
15	Audio Cassettes	As per CDs	As per CDs	As per CDs	As per CDs
16	Language course cassettes (per cassette)	271	285	297	311
17	CDs				
17.1	CD: Single	394	414	432	452
17.2	CD: Double	512	538	562	588
17.3	CD: Double and text	1 025	1 076	1 124	1 175
17.4	CD: Triple with or without text	1 541	1 618	1 690	1 766
18	Audio books	1 551	1 629	1 702	1 779
	OR				
	Per cassette	331	348	364	380
19	Videos	As per DVDs	As per DVDs	As per DVDs	As per DVDs
20	DVD(s)	205	215	225	235
21	Records (no longer available to be replaced with CDs)	As per CDs	As per CDs	As per CDs	As per CDs
22	Art/Rare books (or price for substitute copy if available in print)	1 379	1 448	1 513	1 581
23	Music (orchestral and vocal scores as well as printed music)	Charges / replacement at discretion of the Music Librarian	Charges / replacement at discretion of the Music Librarian	Charges / replacement at discretion of the Music Librarian	Charges / replacement at discretion of the Music Librarian
24	CD-Rom(s)	Price per substitute CD- Rom(s)	Price per substitute CD- Rom(s)	Price per substitute CD- Rom(s)	Price per substitute CD- Rom(s)

25	Periodicals					
25.1	National	Replacement cost	Replacement cost	Replacement cost	Replacement cost	
25.2	International	Replacement cost	Replacement cost	Replacement cost	Replacement cost	
26	Posters	98	103	107	112	
27	Books with CD Rom	Replacement cost of entire item	Replacement cost of entire item	Replacement cost of entire item	Replacement cost of entire item	
28	Books with stiffy disks	Replacement cost of entire item	Replacement cost of entire item	Replacement cost of entire item	Replacement cost of entire item	
29	Books with CD(s)	Replacement cost of entire item	Replacement cost of entire item	Replacement cost of entire item	Replacement cost of entire item	

	SCHEDULE OF CHARGES					
	<b>COMMUNITY DEVELOPMENT ARTS, CULTURE &amp; HERITAGE</b>					
		<b>2021-22 (ZAR)</b>	<b>2022-23 (ZAR)</b>	<b>2023-24 (ZAR)</b>	<b>2024-25 (ZAR)</b>	
<b>5.2.5</b>	<b>ADVERTISING</b>					
	<b>Tariff - Southern Africa</b>					
	<b>Commercial publications</b>					
	1 insertion, 1 publication (3 months)	1 632	1 714	1 791	1 872	
	<i>On a sliding scale up to</i>					
	Unlimited insertions, unlimited no. of publications for one year	6 524	6 851	7 159	7 481	
	<b>Tariff - Overseas</b>					
	<b>Commercial publications</b>					
	1 insertion, 1 publication (3 months)	3 262	3 425	3 579	3 741	
	<i>On a sliding scale up to</i>					
	Unlimited insertions, unlimited no. of publications for one year	13 049	13 701	14 318	14 962	
	<b>Variations of the above will be in proportion to about amounts</b>					
<b>5.2.5.2</b>	<b>Display</b>					
	<b>Tariff - Southern Africa</b>					
	Billboard Advertising	6 900	7 245	7 571	7 912	
	Bus Shelters etc.	3 427	3 598	3 760	3 930	
	Posters:					
	Large (1m or bigger)	1 288	1 353	1 414	1 477	
	Medium (A3, A2, ½ meter)	865	908	949	991	
	Small	424	445	465	486	
	Non Profit organisations	109	114	119	124	
	<b>Tariff - Overseas</b>					
	Billboard Advertising	13 808	14 498	15 150	15 832	
	Bus Shelters etc.	6 851	7 194	7 518	7 856	
	Posters:					
	Large (1m or bigger)	2 578	2 707	2 829	2 956	
	Medium (A3, A2, ½ meter)	1 728	1 814	1 896	1 981	
	Small	849	891	931	973	
	Non Profit organisations	201	212	221	231	

	<b>SCHEDULE OF CHARGES FOR SWIMMING POOL FACILITIES</b>
	<b>COMMUNITY DEVELOPMENT SPORT AND RECREATION</b>
	<b>RULES APPLICABLE TO SWIMMING POOL TARIFF</b>
	"Adult" means a person of 18 years or more
	"Child" means a person of less than 18 years
	"s" means any person who is enrolled at a school as defined in the Education Ordinance, or who is enrolled at any other education Institution and who has not attained the age of 20 years.
	"Senior Citizen" means a person who is 63 years or older or pensioners with pension cards
	"Season Tickets" shall be valid for either the summer swimming season, the period beginning on 1 September and ending on the 31 March of the following year, or the Winter swimming season, the period beginning 1 April and ending on 31 August.
	If a holder is unable to produce the season ticket on account of its loss or destruction he shall not be admitted to the premises unless he has purchased a replacement thereof, or purchased the appropriate daily admission ticket.
	It shall be unlawful for the holder of a season ticket to transfer the ticket or to allow it to be used by any other persons.
	"s" s irrespective of age in parties of 10 or more may be admitted to pools at restricted hours to be approved by the Aquatic Manager of the Region at the tariff teachers attending a pool in charge of 10 or more s shall be admitted free of charge.
	"School Season Ticket" shall entitle s under the supervision of one or more teachers to admission to a designated pool once a week at such time and for such period during school hours only as may be agreed by the Aquatic Manager of that Region. Provided that the Aquatic Manager shall be entitled to refuse an application made in terms of this rule on the grounds that the accommodation of the pool is already fully taken up, preference being given to schools situated in the local area of the pool than those situated outside of its local area.
	<b>School season tickets:</b>
	a) For every school with less than 150 s on its school register.
	b) For every school with 150 to 350 s on its school register.
	c) For every school with over 350 s on its school register.
	d) Learn to Swim and Development programs in conjunction with
	"Hire of Pool" Swimming Gala, Swimming competitions and Organized Aquatic Event only.
	"Club Season Ticket" Issued only to swimmers who are Members of a swimming club making
	"Baptisms" Only before normal operating hours of the pool.
	<b>POOLS TO BE CLOSED ON THE FOLLOWING DAYS</b>
	25 & 26 DECEMBER
	A selected number of pools may open on 26 December and 1 January should the need arise.
	These pools will be announced through the media a week before the 26th of December and 1st of January.
	<b>SUMMER SEASON:- 1st September - 31st March</b>
	<b>WINTER SEASON:- 1st April - 31st August</b>
	<b>SCHEDULE OF CHARGES FOR SWIMMING POOL FACILITIES</b>



## COMMUNITY DEVELOPMENT SPORT AND RECREATION

### Swimming Pool Category

#### Competition Pools

Competition Pools may be indoor or outdoor 8 lane pools, heated open all year round with regulations regarding water temperature, Anti-turbulent lane, starter blocks and backstroke Flags. : 50m Long Course (Olympic) 25m Short Course.

#### Regional Pool

These swimming pools are designed to dimensions, which will be multiples of the Olympic standard length for competitive swimming 50m. i.e., for the pool length to be one of the following and consist of 8 lanes: 16.66m, 25m, 33.33m or 50m

#### Neighbourhood Pools

These pools are mainly recreational and are not designed/used by clubs for championship or competitions but, may be at times used for a gala (school or other) if gala equipped. They therefore may not conform to any set standard of dimensions and may not follow the hours of operation set for the competition and Regional swimming pools. Maximum depth of more than 1.5m.

#### District Pools

District swimming pools are admission free, these pools are of various shapes and sizes as they are intended for Recreational purpose only and, therefore, are not governed by any standards or set dimensions. However, the most widely used design for district swimming pool has been the rectangular shape and design of the modern district swimming pool, therefore rectangular shaped to half Olympic standard length of 25m with a maximum depth of 1.5m.




SCHEDULE OF CHARGES FOR SWIMMING POOL FACILITIES				
COMMUNITY DEVELOPMENT SPORT AND RECREATION				
	2021-22	2022-23	2023-24	2024-25
	ZAR	ZAR	ZAR	ZAR
<b>NON HEATED: REVENUE SWIMMING POOLS</b>				
<b>Daily Admission: None Heated pools</b>				
Adult (18 years and over)	11	12	12	13
Child (04 to 17 years)	5	6	6	6
Senior Citizens/Pensioners (63 years and over/Pensioner with pension cards)	No Charge	No Charge	No Charge	No Charge
PWD/ Children Homes/shelters	50% of tariff	50% of tariff	50% of tariff	50% of tariff
<b>Season Tickets</b>				
Adult (18 years and over)	277	291	304	318
Child (under 18 years)	80	84	88	92
Senior Citizens/Pensioners (63 years and over/Pensioner with pension cards)	No Charge	No Charge	No Charge	No Charge
PWD/ Children Homes/shelters	50% of Tariff	50% of Tariff	50% of Tariff	50% of Tariff
<b>Season Tickets: Schools (See applicable rules)</b>				
Less than 150 Children	445	467	488	510
150 to 350 Children	818	858	897	937
350 Plus Children	1 329	1 395	1 458	1 524
<b>Season Tickets: Club (Proof of club membership)</b>				
Adult	111	117	122	127
Child	42	44	46	48
Top-up season ticket (from cold to heated pools)	Difference between cold water season ticket and heated season ticket	Difference between cold water season ticket and heated season ticket	Difference between cold water season ticket and heated season ticket	Difference between cold water season ticket and heated season ticket
<b>Professional Coaching/Teaching</b>				
Coaching or Teaching (per month) (7 months summer season)	630	662	692	723
Coaching or Teaching (per season)	4 412	4 633	4 841	5 059
Coaching and Teaching (per month) (7 months summer season)	740	777	812	848
Coaching and Teaching (per season)	5 177	5 436	5 681	5 936
Casual Coaching/Teaching (per lane per hour)	173	181	189	198
Water Aerobics (Clubs Maximum 3 instructors)(Per Month)(7 months summer season)	165	174	181	190
Water Aerobics (Clubs Maximum 3 instructors)(Per Season)	1 158	1 215	1 270	1 327
Swimming Clubs (Club Nights)	Free to club members & accompanying parents	Free to club members & accompanying parents	Free to club members & accompanying parents	Free to club members & accompanying parents
<b>Hire of Pool</b>				
(Swimming Gala's, Competitions and Organized Aquatic events only in line with Community Development Structured Programmes)	Free	Free	Free	Free
Olympic Swimming Pool	1 168	1 226	1 281	1 339
Non Olympic Swimming Pool	611	641	670	700
<b>Others</b>				
Tuck Shops hire (Per Month)	1 038	1 089	1 138	1 190
Casual Tuck Shop (Per day)	166	174	182	190
Filming for commercial use	17 248	18 110	18 925	19 777
Filming for non-commercial use	5 173	5 432	5 676	5 932
Picnic groups : (per person)	34	36	37	39
Hire of Board Room (2 hour sessions)	258	271	283	296
Learn to Swim/Development programs in partnership with COJ, & International/Provincial Aquatic events. Scorecard Events	No Charge	No Charge	No Charge	No Charge
Refundable Deposit	In line with managing risk	In line with managing risk	In line with managing risk	In line with managing risk



COMMUNITY DEVELOPMENT SPORT AND RECREATION				
	2021-22	2022-23	2023-24	2024-25
	ZAR	ZAR	ZAR	ZAR
<b>HEATED: REVENUE SWIMMING POOLS</b>				
<b>Daily Admission: Heated pools</b>				
Adult (18 years and over)	14	14	15	16
Child (04 to 17 years)	7	8	8	8
Senior Citizens/Pensioners (63 years and over/Pensioner with pension cards)	No Charge	No Charge	No Charge	No Charge
PWD/ Children Homes/shelters	50% of Tariff	50% of Tariff	50% of Tariff	50% of Tariff
<b>Season Tickets</b>				
Adult (18 years and over)	405	426	445	465
Child (under 18 years)	196	206	215	225
Senior Citizens/Pensioners (63 years and over/Pensioner with pension cards)	No Charge	No Charge	No Charge	No Charge
PWD/ Children Homes/shelters	50% of Tariff	50% of Tariff	50% of Tariff	50% of Tariff
<b>Season Tickets: Schools (See applicable rules)</b>				
Less than 150 Children	829	871	910	951
150 to 350 Children	1 417	1 487	1 554	1 624
350 Plus Children	2 280	2 394	2 502	2 614
<b>Season Tickets: Club (Proof of club membership)</b>				
Adult	181	190	198	207
Child	95	100	105	109
Top-up season ticket (from cold to heated pools)	Difference between cold water season ticket and heated season ticket	Difference between cold water season ticket and heated season ticket	Difference between cold water season ticket and heated season ticket	Difference between cold water season ticket and heated season ticket
<b>Professional Coaching/Teaching</b>				
Coaching or Teaching (per month) (7 months summer season)	630	662	692	723
Coaching or Teaching (per month) (5 months winter season)	882	927	968	1 012
Coaching or Teaching (per season)	4 412	4 633	4 841	5 059
Coaching and Teaching (per month) (7 months summer season)	740	777	812	848
Coaching and Teaching (per month) (5 months winter season)	1 035	1 087	1 136	1 187
Coaching and Teaching (per season)	5 177	5 436	5 681	5 936
Casual Coaching/Teaching (per lane per hour)	173	181	189	198
Water Aerobics (Clubs Maximum 3 instructors)(Per Month)(7 months summer season)	165	174	181	190
Water Aerobics (Clubs Maximum 3 instructors)(Per Month)(5 months winter season)	232	243	254	265
Water Aerobics (Clubs Maximum 3 instructors)(Per Season)	1 158	1 215	1 270	1 327
Swimming Clubs (Club Nights)	Free to club members & accompanying parents	Free to club members & accompanying parents	Free to club members & accompanying parents	Free to club members & accompanying parents
<b>Hire of Pool</b>				
(Swimming Gala's, Competitions and Organized Aquatic events only in line with Community Development Structured Programmes)	Free	Free	Free	Free
Olympic Swimming Pool	2 586	2 715	2 837	2 965
Non Olympic Swimming Pool	1 380	1 449	1 514	1 582
<b>Others</b>				
Tuck Shops hire (Per Month)	1 038	1 090	1 139	1 190
Casual Tuck Shop (Per day)	166	174	182	190
Filming for commercial use	17 248	18 110	18 925	19 777
Filming for non-commercial use	5 173	5 432	5 676	5 932
Picnic groups : (per person)	34	36	37	39
Hire of Board Room (2 hour sessions)	258	271	283	296
Learn to Swim/Development programs in partnership with COJ, & International/Provincial Aquatic events. Scorecard Events	No Charge	No Charge	No Charge	No Charge
Refundable Deposit	In line with managing risk	In line with managing risk	In line with managing risk	In line with managing risk

SCHEDULE OF CHARGES FOR SWIMMING POOL FACILITIES				
COMMUNITY DEVELOPMENT SPORT AND RECREATION				
	2021-22	2022-23	2023-24	2024-25
	ZAR	ZAR	ZAR	ZAR
<b>NON REVENUE SWIMMING POOLS</b>				
<b>Professional Coaching/Teaching</b>				
Coaching or Teaching (per month) (7 months summer season)	630	662	692	723
Coaching or Teaching (per month) (5 months winter season)	882	927	968	1 012
Coaching or Teaching (per season)	4 412	4 633	4 841	5 059
Coaching and Teaching (per month) (7 months summer season)	740	777	812	848
Coaching and Teaching (per month) (5 months winter season)	1 035	1 087	1 136	1 187
Coaching and Teaching (per season)	5 177	5 436	5 681	5 936
Casual Coaching/Teaching (per lane per hour)	173	182	190	198
Water Aerobics (Clubs Maximum 3 instructors)(Per Month)(7 months summer season)	165	174	181	190
Water Aerobics (Clubs Maximum 3 instructors)(Per Season)	1 158	1 215	1 270	1 327
Swimming Clubs (Club Nights)	Free to club members & accompanying parents	Free to club members & accompanying parents	Free to club members & accompanying parents	Free to club members & accompanying parents
<b>Hire of Pool</b>				
(Swimming Gala's, Competitions and Organized Aquatic events only in line with Community Development Structured Programmes)	Free	Free	Free	Free
Olympic Swimming Pool	1 168	1 226	1 281	1 339
Non Olympic Swimming Pool	611	642	671	701
After hour hire of Swimming Pools (special terms and conditions are applicable)	2 086	2 190	2 289	2 392
<b>Others</b>				
Tuck Shops hire (Per Month)	1 038	1 090	1 139	1 190
Casual Tuck Shop (Per day)	166	174	182	190
Filming for commercial use	17 248	18 110	18 925	19 777
Filming for non-commercial use	5 173	5 432	5 676	5 932
Learn to Swim/Development programs in partnership with COJ, & International/Provincial Aquatic events. Scorecard Events	No Charge	No Charge	No Charge	No Charge
Refundable Deposit	In line with managing risk	In line with managing risk	In line with managing risk	In line with managing risk
SCHEDULE OF CHARGES FOR SWIMMING POOL FACILITIES				
COMMUNITY DEVELOPMENT SPORT AND RECREATION				
	2021-22	2022-23	2023-24	2024-25
	ZAR	ZAR	ZAR	ZAR
<b>LEISURE RESORTS</b>				
<b>LITTLE FALLS SWIMMING POOL (RESORT)</b>				
<b>Daily Admission</b>				
Adults	41	43	45	47
Child	23	25	26	27
Senior Citizen (63 years and over)	23	25	26	27
Pensioners with Pension cards	23	25	26	27
PWD/ Children Homes/shelters	50% of Tariff	50% of Tariff	50% of Tariff	50% of Tariff
<b>Vehicle Entrance</b>				
Cars (excluding passengers)	41	43	45	47
Bus (excluding passengers)	202	212	222	232
<b>Others</b>				
Tuck Shops hire (Per Month)	1 038	1 090	1 139	1 190
Casual Tuck Shop (Per day)	166	174	182	190
Filming for commercial use	17 248	18 110	18 925	19 777
Filming for non-commercial use	5 173	5 432	5 676	5 932
Special Hire entire facility	55 195	57 955	60 563	63 288
Learn to Swim/Development programs in partnership with COJ & International/Provincial Aquatic events.	Free	Free	Free	Free
Refundable Deposit	In line with managing risk	In line with managing risk	In line with managing risk	In line with managing risk


SCHEDULE OF CHARGES FOR SWIMMING POOL FACILITIES				
COMMUNITY DEVELOPMENT SPORT AND RECREATION				
	2021-22	2022-23	2023-24	2024-25
	ZAR	ZAR	ZAR	ZAR
<b>LEISURE RESORTS</b>				
<b>Southern Suburbs</b>				
<b>Daily Admission: Heated pools</b>				
Adults	18	18	19	20
Child (04 to 17 years)	8	9	9	9
Senior Citizen (63 years and over)	Free	Free	Free	Free
PWD/ Children Homes/shelters	50% of Tariff	50% of Tariff	50% of Tariff	50% of Tariff
<b>Season Tickets</b>				
Adult (18 years and over)	278	292	305	319
Child (under 18 years)	81	85	88	92
Senior Citizens/Pensioners (63 years and over/Pensioner with pension cards)	Free	Free	Free	Free
PWD/ Children Homes/shelters	50% of Tariff	50% of Tariff	50% of Tariff	50% of Tariff
<b>Season Tickets: Schools (See applicable rules)</b>				
Less than 150 Children	444	466	487	509
150 to 350 Children	818	859	898	938
350 Plus Children	1 329	1 395	1 458	1 523
<b>Season Tickets: Club (Proof of club membership)</b>				
Adult	111	117	122	127
Child	44	47	49	51
Top-up season ticket (from cold to heated pools)	Difference between cold water season ticket and heated season ticket	Difference between cold water season ticket and heated season ticket	Difference between cold water season ticket and heated season ticket	Difference between cold water season ticket and heated season ticket
<b>Professional Coaching/Teaching</b>				
Coaching or Teaching (per month) (7 months summer season)	630	662	692	723
Coaching or Teaching (per month) (5 months winter season)	882	927	968	1 012
Coaching or Teaching (per season)	4 412	4 633	4 841	5 059
Coaching and Teaching (per month) (7 months summer season)	740	777	812	848
Coaching and Teaching (per month) (5 months winter season)	1 035	1 087	1 136	1 187
Coaching and Teaching (per season)	5 177	5 436	5 681	5 936
Casual Coaching/Teaching (per lane per hour)	173	182	190	198
Water Aerobics (Clubs Maximum 3 instructors)(Per Month/7 months summer season)	165	174	181	190
Water Aerobics (Clubs Maximum 3 instructors)(Per Season)	1 158	1 215	1 270	1 327
Swimming Clubs (Club Nights)	Free to club members & accompanying parents	Free to club members & accompanying parents	Free to club members & accompanying parents	Free to club members & accompanying parents
<b>Hire of Pool</b>				
(Swimming Gala's, Competitions and Organized Aquatic events only in line with Community Development Structured Programmes)	Free	Free	Free	Free
Olympic Swimming Pool	1 167	1 226	1 281	1 339
Non Olympic Swimming Pool	611	642	671	701
<b>Others</b>				
Tuck Shops hire (Per Month)	1 038	1 090	1 139	1 190
Casual Tuck Shop (Per day)	166	174	182	190
Filming for commercial use	17 248	18 110	18 925	19 777
Filming for non-commercial use	5 173	5 432	5 676	5 932
Picnic groups - (per person)	34	36	37	39
Hire of Board Room (2 hour sessions)	258	271	283	296
Learn to Swim/Development programs in partnership with COJ, & International/Provincial Aquatic events. Scorecard Events	Free	Free	Free	Free
Refundable Deposit	In line with managing risk	In line with managing risk	In line with managing risk	In line with managing risk
SCHEDULE OF CHARGES FOR SWIMMING POOL FACILITIES				
COMMUNITY DEVELOPMENT SPORT AND RECREATION				
	2021-22	2022-23	2023-24	2024-25
	ZAR	ZAR	ZAR	ZAR
<b>LEISURE RESORTS</b>				
<b>Orlando Swimming Pool</b>				
<b>Daily Admission: Heated pools</b>				
Adults	18	18	19	20
Child (04 to 17 years)	5	6	6	6
Senior Citizen (63 years and over)	No Charge	No Charge	No Charge	No Charge
PWD/ Children Homes/shelters	50% of Tariff	50% of Tariff	50% of Tariff	50% of Tariff
<b>Season Tickets</b>				
Adult (18 years and over)	278	292	305	319
Child (under 18 years)	81	85	88	92
Senior Citizens/Pensioners (63 years and over/Pensioner with pension cards)	No Charge	No Charge	No Charge	No Charge
PWD/ Children Homes/shelters	50% of Tariff	50% of Tariff	50% of Tariff	50% of Tariff
<b>Season Tickets: Schools (See applicable rules)</b>				
Less than 150 Children	444	466	487	509
150 to 350 Children	818	859	898	938
350 Plus Children	1 329	1 395	1 458	1 523
<b>Season Tickets: Club (Proof of club membership)</b>				
Adult	111	117	122	127
Child	44	47	49	51
Top-up season ticket (from cold to heated pools)	Difference between cold water season ticket and heated season ticket	Difference between cold water season ticket and heated season ticket	Difference between cold water season ticket and heated season ticket	Difference between cold water season ticket and heated season ticket


<b>Professional Coaching/Teaching</b>				
Coaching or Teaching (per month) (7 months summer season)	630	662	692	723
Coaching or Teaching (per month) (5 months winter season)	882	927	968	1 012
Coaching or Teaching (per season)	4 412	4 633	4 841	5 059
Coaching and Teaching (per month) (7 months summer season)	740	777	812	848
Coaching and Teaching (per month) (5 months winter season)	1 035	1 087	1 136	1 187
Coaching and Teaching (per season)	5 177	5 436	5 681	5 936
Casual Coaching/Teaching (per lane per hour)	173	182	190	198
Water Aerobics (Clubs Maximum 3 instructors)(Per Month)(7 months summer season)	165	174	181	190
Water Aerobics (Clubs Maximum 3 instructors)(Per Season)	1 158	1 215	1 270	1 327
Swimming Clubs (Club Nights)	Free to club members & accompanying parents	Free to club members & accompanying parents	Free to club members & accompanying parents	Free to club members & accompanying parents
<b>Hire of Pool</b>				
(Swimming Gala's, Competitions and Organized Aquatic events only in line with Community Development Structured Programmes)	Free	Free	Free	Free
Olympic Swimming Pool	1 167	1 226	1 281	1 339
Non Olympic Swimming Pool	611	642	671	701
<b>Others</b>				
Tuck Shops hire (Per Month)	1 038	1 090	1 139	1 190
Casual Tuck Shop (Per day)	166	174	182	190
Filming for commercial use	17 248	18 110	18 925	19 777
Filming for non-commercial use	5 173	5 432	5 676	5 932
Picnic groups : (per person)	33	35	37	38
Learn to Swim/Development programs in partnership with COJ, & International/Provincial Aquatic events. Scorecard Events	Free	Free	Free	Free
Refundable Deposit	In line with managing risk	In line with managing risk	In line with managing risk	In line with managing risk
<b>Professional Coaching/Teaching</b>				
Coaching or Teaching (per month) (7 months summer season)	630	662	692	723
Coaching or Teaching (per month) (5 months winter season)	882	927	968	1 012
Coaching or Teaching (per season)	4 412	4 633	4 841	5 059
Coaching and Teaching (per month) (7 months summer season)	740	777	812	848
Coaching and Teaching (per month) (5 months winter season)	1 035	1 087	1 136	1 187
Coaching and Teaching (per season)	5 177	5 436	5 681	5 936
Casual Coaching/Teaching (per lane per hour)	173	182	190	198
Water Aerobics (Clubs Maximum 3 instructors)(Per Month)(7 months summer season)	165	174	181	190
Water Aerobics (Clubs Maximum 3 instructors)(Per Season)	1 158	1 215	1 270	1 327
Swimming Clubs (Club Nights)	Free to club members & accompanying parents	Free to club members & accompanying parents	Free to club members & accompanying parents	Free to club members & accompanying parents
<b>Hire of Pool</b>				
(Swimming Gala's, Competitions and Organized Aquatic events only in line with Community Development Structured Programmes)	Free	Free	Free	Free
Olympic Swimming Pool	1 167	1 226	1 281	1 339
Non Olympic Swimming Pool	611	642	671	701
<b>Others</b>				
Tuck Shops hire (Per Month)	1 038	1 090	1 139	1 190
Casual Tuck Shop (Per day)	166	174	182	190
Filming for commercial use	17 248	18 110	18 925	19 777
Filming for non-commercial use	5 173	5 432	5 676	5 932
Picnic groups : (per person)	33	35	37	38
Learn to Swim/Development programs in partnership with COJ, & International/Provincial Aquatic events. Scorecard Events	Free	Free	Free	Free
Refundable Deposit	In line with managing risk	In line with managing risk	In line with managing risk	In line with managing risk


	SCHEDULE OF CHARGES FOR RECREATION FACILITIES REGION A					
	<b>COMMUNITY DEVELOPMENT SPORT AND RECREATION</b>					
			2021-22	2022-23	2023-24	2024-25
	<b>RABIE RIDGE HALL</b>		<b>ZAR</b>	<b>ZAR</b>	<b>ZAR</b>	<b>ZAR</b>
	<b>Main Hall</b>					
	D Hall Large	per day	1 922	2 018	2 109	2 204
	<b>Side Hall</b>					
	A Hall Extra Small	per day	311	327	342	357
	<b>Boardroom</b>					
	Hire Fee	per day	510	536	560	585
	Filming for commercial use	per day	8 445	8 867	9 266	9 683
	Filming for non-commercial use	per day	3 167	3 325	3 475	3 631
	SCHEDULE OF CHARGES FOR RECREATION FACILITIES REGION A					
	<b>COMMUNITY DEVELOPMENT SPORT AND RECREATION</b>					
			2021-22	2022-23	2023-24	2024-25
			<b>ZAR</b>	<b>ZAR</b>	<b>ZAR</b>	<b>ZAR</b>
	<b>IVORY PARK NORTH HALL</b>					
	<b>Main Hall</b>					
	E Hall (Super Large)	per day	2 406	2 526	2 640	2 759
	<b>Boardroom</b>					
	Hire Fee	per day	680	714	746	780
	<b>Activity Room</b>					
	Hire Fee	per day	907	952	995	1 040
	Filming for commercial use	per day	8 445	8 867	9 266	9 683
	Filming for non-commercial use	per day	3 167	3 325	3 475	3 631
	SCHEDULE OF CHARGES FOR RECREATION FACILITIES REGION A					
	<b>COMMUNITY DEVELOPMENT SPORT AND RECREATION</b>					
			2021-22	2022-23	2023-24	2024-25
			<b>ZAR</b>	<b>ZAR</b>	<b>ZAR</b>	<b>ZAR</b>
	<b>KANANA HALL</b>					
	<b>Main Hall</b>					
	Hire Fee D Hall (Large)	per day	992	1 041	1 088	1 137
	Filming for commercial use	per day	8 445	8 867	9 266	9 683
	Filming for non-commercial use	per day	3 167	3 325	3 475	3 631


	<b>SCHEDULE OF CHARGES FOR RECREATION FACILITIES REGION A</b>				
	<b>COMMUNITY DEVELOPMENT SPORT AND RECREATION</b>				
		2021-22	2022-23	2023-24	2024-25
		ZAR	ZAR	ZAR	ZAR
	<b>DIEPSLOOT NEIGHBORHOOD HALL B</b>				
	<b>Main hall</b>				
	Hiring fee	per day	595	625	653
	Filming for commercial use	per day	8 445	8 867	9 266
	Filming for non-commercial use	per day	3 167	3 325	3 475
	<b>SCHEDULE OF CHARGES FOR RECREATION FACILITIES REGION A</b>				
	<b>COMMUNITY DEVELOPMENT SPORT AND RECREATION</b>				
		2021-22	2022-23	2023-24	2024-25
		ZAR	ZAR	ZAR	ZAR
	<b>DIEPSLOOT COMMUNITY HALL A</b>				
	Hire Fee Main Hall	per day	992	1 041	1 088
	Filming for commercial use	per day	8 445	8 867	9 266
	Filming for non-commercial use	per day	3 167	3 325	3 475





	SCHEDULE OF CHARGES FOR RECREATION FACILITIES REGION A				
	COMMUNITY DEVELOPMENT SPORT AND RECREATION				
		2021-22	2022-23	2023-24	2024-25
		ZAR	ZAR	ZAR	ZAR
	DIEPSLOOT YOUTH CENTRE				
	Main Hall				
	Hiring fee	per day	2 400	2 520	2 634
	Filming for commercial use	per day	8 445	8 867	9 266
	Filming for non-commercial use	per day	3 167	3 325	3 475


	SCHEDULE OF CHARGES FOR RECREATION FACILITIES REGION A				
	COMMUNITY DEVELOPMENT SPORT AND RECREATION				
		2021-22	2022-23	2023-24	2024-25
		ZAR	ZAR	ZAR	ZAR
	LORD KHANYILE HALL				
	Main Hall				
	Hire Fee Hall (Super Large)	per day	2 041	2 143	2 239
	Outside Studio	per day	510	536	560
	Filming for commercial use	per day	8 445	8 867	9 266
	Filming for non-commercial use	per day	3 167	3 325	3 475

	SCHEDULE OF CHARGES FOR RECREATION FACILITIES REGION B					
	<b>COMMUNITY DEVELOPMENT SPORT AND RECREATION</b>					
			2021-22	2022-23	2023-24	2024-25
			ZAR	ZAR	ZAR	ZAR
	<b>BLAIRGOWRIE RECREATION CENTRE</b>					
	<b>HALL HIRE</b>					
	<b>Main Hall</b>					
	Hiring fee	Per Day	3 567	3 745	3 913	4 089
	<b>Side Hall - 2</b>					
	Hiring fee	Per Day	1 121	1 177	1 230	1 285
	<b>LAPA - OUTSIDE</b>					
	Hiring Fee	Per Day	1 199	1 259	1 316	1 375
	<b>ACTIVITY ROOMS</b>					
	<b>Room 1 - Patio</b>					
	Hiring fee	Per Day	754	791	827	864
	<b>Room 2 - Boardroom</b>					
	Hiring Fee	Per Day	561	589	616	643
	Kitchen	Per Day	562	591	617	645
	<b>GROUP FEES:</b>					
	Acholics / Narcotics Anonymous	Per Month	88	92	97	101
	Art Senior Ladies (Frances)	Per Hour	83	88	92	96
	Badminton	Per Month	514	540	564	589
	Dance Groups	Per Hour	88	92	97	101
	Ballet	Per Hour	83	88	92	96
	Bridge Northern Tuesday	Per Month	920	966	1 009	1 054
	Bridge Wednesday	Per Month	657	689	720	753
	Training group	Per Hour	88	92	96	100
	Nursery School / Pre School / Creche	Per Month	5 000	5 250	5 486	5 733
	Philatelic "Stamps" Sandton	Per Hour	88	92	96	100
	Philatelic "Stamps" JHB	Per Hour	88	92	96	100
	Exercise Groups	Per Hour	88	92	96	100
	Doggy Creche	Per Hour	88	92	97	101
	Rhythmic Gymnastics	Per Hour	83	88	92	96
	Pottery	Per Hour	88	92	97	101
	School Holiday Programme	Per Hour	88	92	97	101
	Robotics	Per Hour	88	92	97	101
	Rehearsals Charges	Per Hour	126	132	138	144
	Filming for commercial use	Per Day	8 445	8 867	9 266	9 683
	Filming for non-commercial use	Per Day	3 167	3 325	3 475	3 631


	SCHEDULE OF CHARGES FOR RECREATION FACILITIES REGION B					
	<b>COMMUNITY DEVELOPMENT SPORT AND RECREATION</b>					
			2021-22	2022-23	2023-24	2024-25
			ZAR	ZAR	ZAR	ZAR
	<b>FERNDALE RECREATION CENTRE</b>					
	<b>Main Hall</b>					
	Hiring fee	Per Day	1 877	1 971	2 060	2 152
	<b>African Room</b>					
	Hiring fee	Per Day	617	648	677	707
	<b>Funda</b>					
	Hiring Fee	Per Day	611	642	670	701
	<b>Studio</b>					
	Hiring fee	Per Day	611	642	670	701
	<b>Rainbow Room</b>					
	Hiring fee	Per Day	690	725	757	791
	<b>Sunny side Room</b>					
	Hiring fee	Per Day	690	725	757	791
	<b>Strelitzia Room</b>					
	Hiring fee	Per Day	210	221	230	241
	<b>Parrot Room</b>					
	Hiring fee	Per Day	510	536	560	585
	<b>Boardroom</b>					
	Hiring fee	Per Day	618	649	678	709
	<b>Kitchen</b>					
	Hiring fee	Per Day	681	716	748	781
	<b>GROUP FEES:</b>					
	Ballet	Per Annum	4 354	4 572	4 778	4 993
	Great Anocha Family Meeting	Per Annum	3 860	4 053	4 235	4 426
	Montessorri College	Per Month	1 315	1 380	1 442	1 507
	Pottery	Per Month	693	728	761	795
	Nails and Beauty	Per Month	365	383	401	419
	Cooking Classes	Per Month	219	230	240	251
	New Regular Groups	Per Hour	88	92	96	101
	Volley Ball	Per Month	739	776	811	847
	Rehearsal Charges	Per Hour	126	132	138	145
	Filming for commercial use	Per Day	8 445	8 867	9 266	9 683
	Filming for non-commercial use	Per Day	3 167	3 325	3 475	3 631



	SCHEDULE OF CHARGES FOR RECREATION FACILITIES REGION B				
	<b>COMMUNITY DEVELOPMENT SPORT AND RECREATION</b>				
			2021-22	2022-23	2023-24
			ZAR	ZAR	ZAR
	<b>BERARIO RECREATION CENTRE</b>				
	<b>Main Hall</b>				
	Hiring fee	Per Day	4 222	4 433	4 633
	<b>Green Hall</b>				
	Hiring fee	Per Day	1 884	1 978	2 067
	Activity room 10	Per Day	842	884	924
	Kitchen No.7	Per Day	1 801	1 891	1 976
	Kitchen No.19	Per Day	313	328	343
	Room Nr.13	Per Day	750	788	823
	<b>New Group Fees</b>				
	Full Main Hall	Per Month	2 133	2 239	2 340
	Half main hall	Per Month	1 066	1 120	1 170
	Full Green Hall	Per Month	673	707	739
	Half Green Hall	Per Month	337	354	369
	Ballet studio	Per Month	430	452	472
	13 Act Room	Per Month	234	246	257
	10 Act Room	Per Month	257	270	282
	Outside	Per Hour	76	80	83
	Zozo	Per Hour	37	39	41
	<b>Group fees</b>				
	Rehearsal Commercial	Per Hour	119	124	130
	Rehearsal Non-commercial	Per Hour	27	29	30
	Badminton	Per Annum	6 234	6 546	6 840
	Ballet	Per Month	4 849	5 091	5 320
	Bootcamp for women	Per Month	1 385	1 454	1 520
	Alcoholics / Narcotics Anonymous	Per Month	251	263	275
	Drama	Per Month	586	615	643
	Dance4joy	Per Month	235	247	258
	Fencing	Per Month	764	802	838
	Gambling Anonymous	Per Month	251	263	275
	Kickboxing	Per Month	530	557	582
	Line dancing	Per Month	1 005	530	554
	Miniatures	Per Month	322	338	353
	Modern Dancing	Per Month	1 940	2 037	2 128
	Open D	Per Month	498	340	355
	Pre/post Natal Exercises	Per Month	956	1 004	1 049
	Creche	Per Month	596	625	653
	Remedial school	Per Month	2 192	2 302	2 406
	Resonance Music school	Per Month	1 177	1 236	1 292
	Rhythmic Gymnastics	Per Month	4 223	4 434	4 634
	Seniors Fitness	Per Month	498	523	547
	Tai Chi	Per Month	492	530	554
	Yoga	Per Month	667	492	514
	Body Conditioning	Per Month	494	518	542
	Karate	Per Month	319	335	350
	Belly Dancing	Per Month	319	335	350
	Ballroom	Per Month	667	700	732
	Volleyball	Per Month	722	758	792
	Filming for commercial use	Per Day	8 445	8 867	9 266
	Filming for non-commercial use	Per Day	3 167	3 325	3 475



	SCHEDULE OF CHARGES FOR RECREATION FACILITIES REGION B				
	<b>COMMUNITY DEVELOPMENT SPORT AND RECREATION</b>				
			2021-22	2022-23	2023-24
			ZAR	ZAR	ZAR
	<b>ROOSEVELT PARK RECREATION CENTRE</b>				
	<b>HALL HIRE</b>				
	<b>Main Hall</b>				
	Hiring fee	Per Day	2 135	2 241	2 342
	<b>VIP Room</b>				
	Hiring fee	Per Day	1 239	1 301	1 359
	<b>Division Hall</b>				
	Hiring fee (excluding kitchen)	Per Day	969	1 018	1 064
	<b>Group fees</b>				
	Rehearsal - Commercial	Per Hour	119	124	130
	Rehearsal - Non Commercial	Per Hour	27	29	30
	Alcoholics / Narcotics Anonymous	Per Month	100	105	110
	Anchormen MKP	Per Month	137	144	151
	Art	Per Month	290	305	319
	Ballet	Per Month	408	429	448
	Ballroom	Per Month	2 194	2 304	2 408
	Belly Dance	Per Month	330	346	362
	Bridge - Duplicate	Per Month	549	576	602
	Bridge Social	Per Month	1 088	1 143	1 194
	EMB Guild	Per Annum	3 072	3 226	3 371
	Fitness League	Per Month	388	408	426
	Franklin Players	Per Month	616	646	675
	Freestyle	Per Month	551	578	604
	Gymnastic	Per Month	5 417	5 687	5 943
	JHB Light Music Society	Per Annum	929	975	1 019
	Judo	Per Month	403	423	442
	JUF	Per Annum	659	692	723
	Lace Guild	Per Annum	922	968	1 012
	Nia	Per Month	388	408	426
	Pilates	Per Month	526	552	577
	SAA	Per Month	100	105	110
	Scrabble	Per Annum	625	657	686
	Sequence Dance	Per Month	124	130	136
	SME	Per Annum	625	657	686
	Soul Talk	Per Month	132	139	145
	Yoga	Per Month	348	365	382
	Meditation	Per Month	119	125	130
	Badminton	Per Month	262	275	287
	Indoor Bowls	Per Month	125	131	137
	SACDG	Per Month	741	778	813
	Silver fit	Per Month	258	271	283
	Martial Arts	Per Month	275	289	302
	Filming for commercial use	Per Day	8 445	8 867	9 266
	Filming for non-commercial use	Per Day	3 167	3 325	3 475

	SCHEDULE OF CHARGES FOR RECREATION FACILITIES REGION B					
	<b>COMMUNITY DEVELOPMENT SPORT AND RECREATION</b>					
			2021-22	2022-23	2023-24	2024-25
			ZAR	ZAR	ZAR	ZAR
	<b>DANIE VAN ZYL RECREATION CENTRE</b>					
	<b>HALL HIRE</b>					
	<b>Main Hall</b>					
	Hiring fee	Per Day	3 890	4 084	4 268	4 460
	Kitchen	Per Day	1 058	1 111	1 161	1 213
	Circulation Area	Per Day	1 059	1 112	1 162	1 214
	Stage	Per Day	1 059	1 112	1 162	1 214
	<b>Side Hall</b>					
	Hire fee	Per Day	1 490	1 564	1 635	1 708
	Kitchen	Per Day	498	523	547	571
	<b>GROUP FEES:</b>					
	Rehearsals Commercial	Per Hour	119	124	130	136
	Rehearsals - Non Commercial	Per Hour	27	29	30	31
	Sport and Recreation Groups	Per Month	666	699	730	763
	Commercial Groups	Per Month	1 444	1 516	1 584	1 656
	Casual Groups once off	Per Day	277	290	304	317
	Creche	Per Month	2 974	3 123	3 264	3 411
	Club House	Per Month	3 194	3 354	3 505	3 662
	Club house once off	Per Day	139	146	152	159
	Sports grounds	Per Hour	68	71	75	78
	Courts	Per Hour	68	71	75	78
	Filming for commercial use	Per Day	8 445	8 867	9 266	9 683
	Filming for non-commercial use	Per Day	3 167	3 325	3 475	3 631



  



	SCHEDULE OF CHARGES FOR RECREATION FACILITIES REGION B					
	<b>COMMUNITY DEVELOPMENT SPORT AND RECREATION</b>					
			2021-22	2022-23	2023-24	2024-25
			ZAR	ZAR	ZAR	ZAR
	<b>PARKHURST RECREATION CENTRE</b>					
	<b>HALL HIRE</b>					
	<b>Main Hall</b>					
	Hiring fee	Per Day	2 637	2 769	2 893	3 024
	<b>ACTIVITY ROOMS</b>					
	<b>Room 1</b>					
	Hiring fee	Per Day	606	636	665	694
	<b>Room 2</b>					
	Hiring fee	Per Day	574	603	630	658
	<b>Room 3</b>					
	Hiring fee	Per Day	574	603	630	<b>658</b>
	<b>GROUP FEES</b>					
	Rehearsals - Commercial	Per Hour	119	124	130	136
	Rehearsals - Non Commercial	Per Hour	27	29	30	31
	Art Classes	Per Month	1 783	1 872	1 956	2 044
	Ballet	Per School Term	1 456	1 529	1 598	1 670
	Fitness League	Per Month	293	308	321	336
	Gymnastic	Per Month	8 622	9 053	9 460	9 886
	Narcotics Anon	Per Annum	3 042	3 194	3 338	3 488
	Spanish Dance	Per Month	1 709	1 794	1 875	1 959
	Tennis	Per Month	1 046	1 099	1 148	1 200
	Other Group Fees	Per Hour	110	115	121	126
	Yoga	Per Month	833	875	915	956
	Filming for commercial use	Per Day	8 445	8 867	9 266	9 683
	Filming for non-commercial use	Per Day	3 167	3 325	3 475	3 631



	SCHEDULE OF CHARGES FOR RECREATION FACILITIES REGION B					
	<b>COMMUNITY DEVELOPMENT SPORT AND RECREATION</b>					
			2021-22	2022-23	2023-24	2024-25
			ZAR	ZAR	ZAR	ZAR
	<b>MARAISBURG RECREATION CENTRE</b>					
	<b>HALL HIRE</b>					
	Hire fee	Per Day	2 086	2 190	2 289	2 392
	Kitchen	Per Day	329	346	361	377
	<b>Side Hall</b>					
	Hiring fee	Per Day	1 065	1 118	1 169	1 221
	<b>ACTIVITY ROOMS</b>					
	Room 1	Per Day	493	518	541	565
	<b>GROUP FEES:</b>					
	Karate	Per Month	616	647	676	706
	<b>Rehearsals</b>					
	Rehearsals - Commercial	Per Hour	119	124	130	136
	Rehearsals - Non Commercial	Per Hour	27	29	30	31
	Filming for commercial use	Per Day	8 445	8 867	9 266	9 683
	Filming for non-commercial use	Per Day	3 167	3 325	3 475	3 631
	<b>SCHEDULE OF CHARGES FOR RECREATION FACILITIES REGION B</b>					
	<b>COMMUNITY DEVELOPMENT SPORT AND RECREATION</b>					
			2021-22	2022-23	2023-24	2024-25
			ZAR	ZAR	ZAR	ZAR
	<b>BOSMONT RECREATION CENTRE</b>					
	<b>HALL HIRE</b>					
	<b>Main Hall</b>					
	Hiring fee	Per Day	1 592	1 671	1 746	1 825
	<b>Committee Room</b>					
	Hiring Fee	Per Day	304	320	334	349
	<b>GROUP FEES:</b>					
	Alcoholics / Narcotics Anonymous	Per Month	83	88	91	96
	Modern Dance	Per Month	577	606	633	662
	Social ballroom dance	Per Month	191	200	209	219
	Table Tennis	Per Month	150	158	165	173
	Copa Cabana	Per Month	509	535	559	584
	New Groups	Per Hour	32	33	35	36
	Rehearsals - Commercial	Per Hour	119	124	130	136
	Rehearsals - Non Commercial	Per Hour	27	29	30	31
	Filming for commercial use	Per Day	8 445	8 867	9 266	9 683
	Filming for non-commercial use	Per Day	3 167	3 325	3 475	3 631



	SCHEDULE OF CHARGES FOR RECREATION FACILITIES REGION B					
	<b>COMMUNITY DEVELOPMENT SPORT AND RECREATION</b>					
			2021-22	2022-23	2023-24	2024-25
			ZAR	ZAR	ZAR	ZAR
	<b>RIVERLEA RECREATION CENTRE</b>					
	<b>HALL HIRE</b>					
	<b>Main Hall</b>					
	Hiring fee	Per Day	2 021	2 122	2 217	2 317
	<b>Room 2</b>					
	Hiring fee	Per Day	851	894	934	976
	Side Hall	Per Day	130	137	143	149
	<b>Room 3</b>					
	Hiring Fee	Per Day	614	644	673	703
	<b>GROUP FEES:</b>					
	Enviro Parks	Per Month	799	839	876	916
	Aerobics	Per Month	165	173	181	189
	Gym	Per Month	329	346	361	377
	Karate	per session	31	33	34	36
	Other Groups	per session	31	33	34	36
	Filming for commercial use	Per Day	8 445	8 867	9 266	9 683
	Filming for non-commercial use	Per Day	3 167	3 325	3 475	3 631
	<b>SCHEDULE OF CHARGES FOR RECREATION FACILITIES REGION B</b>					
	<b>COMMUNITY DEVELOPMENT SPORT AND RECREATION</b>					
			2021-22	2022-23	2023-24	2024-25
			ZAR	ZAR	ZAR	ZAR
	<b>CORONATIONVILLE RECREATION CENTRE</b>					
	<b>Main Hall</b>					
	Hiring fee		1 952	2 049	2 141	2 238
	Bar Fee		602	632	660	690
	<b>Studio</b>					
	Hiring fee		810	850	888	928
	<b>ACTIVITY ROOMS</b>					
	<b>Room 1</b>					
	<b>Duck</b>					
	Hiring fee		164	173	180	188
	<b>Room 2</b>					
	<b>Eagle, Parrot</b>					
	Hiring fee		385	404	422	441
	<b>Kitchen</b>					
	Hiring fee		429	451	471	492
	<b>GROUP FEES:</b>					
	Family Life Centre	Per Month	821	862	901	941
	Burial Society	Per Month	138	145	151	158
	Avon Training	Per Month	431	452	472	494
	Booyesen Shotokan karate	Per Month	256	269	281	293
	Itshepeng skills development	Per Month	1 478	1 552	1 622	1 695
	Infinite Music	Per Month	369	388	405	423
	New Group fee	Per Hour	32	34	36	37
	Rehearsals Commercial	Per Hour	119	124	130	136
	Rehearsals - non commercial	Per Hour	27	29	30	31
	Filming for commercial use	Per Day	8 445	8 867	9 266	9 683
	Filming for non-commercial use	Per Day	3 167	3 325	3 475	3 631





	SCHEDULE OF CHARGES FOR RECREATION FACILITIES REGION B					
	<b>COMMUNITY DEVELOPMENT SPORT AND RECREATION</b>					
			2021-22	2022-23	2023-24	2024-25
	<b>WESTDENE RECREATION CENTRE</b>		<b>ZAR</b>	<b>ZAR</b>	<b>ZAR</b>	<b>ZAR</b>
	<b>HALL HIRE</b>					
	<b>Main Hall</b>					
	Hiring fee	Per Day	1 457	1 530	1 599	1 671
	<b>Side Hall</b>					
	Hiring Fee	Per Day	957	1 005	1 050	1 098
	<b>Lapa</b>					
	Hiring Fee	Per Day	273	287	300	313
	<b>Group Fees</b>					
	Yoga	Per Month	190	199	208	218
	Language tuition	Per Month	190	199	208	218
	Maths classes	Per Month	265	278	291	304
	Narcotics Anonymous	Per session	31	33	34	36
	Rehearsals Commercial	Per Hour	119	124	130	136
	Rehearsals - Non Commercial	Per Hour	27	29	30	31
	Youth Group	Per Month	180	189	197	206
	Drama Workshop	Per Month	409	430	449	469
	Table Tennis	Per Month	251	264	276	288
	New Groups	Per Hour	32	33	35	36
	Nursery School / Pre School	Per Month	626	658	687	718
	Bible Studies	Per Month	242	254	266	277
	Filming for commercial use	Per Day	8 445	8 867	9 266	9 683
	Filming for non-commercial use	Per Day	3 167	3 325	3 475	3 631
	<b>SCHEDULE OF CHARGES FOR RECREATION FACILITIES REGION B</b>					
	<b>COMMUNITY DEVELOPMENT SPORT AND RECREATION</b>					
			2021-22	2022-23	2023-24	2024-25
			<b>ZAR</b>	<b>ZAR</b>	<b>ZAR</b>	<b>ZAR</b>
	<b>WESTBURY / DORCAS RECREATION CENTRE</b>					
	<b>HALL HIRE</b>					
	<b>Main Hall</b>					
	Hiring fee	Per Day	1 428	1 500	1 567	1 638
	<b>Boardroom</b>					
	Hiring fee	Per Day	291	305	319	333
	<b>GROUP FEES:</b>					
	Nursery School / Pre School	Per Month	626	658	687	718
	Westbury Dance	Per Month	292	306	320	334
	Women of Vision	Per Month	413	434	453	474
	Seido Karate	Per Month	241	253	264	276
	Ballroom Dancing	Per Month	273	287	300	313
	Rehearsals Commercial	Per Hour	119	124	130	136
	Rehearsals Non-Commercial	Per Hour	27	29	30	31
	Filming for commercial use	Per Day	8 445	8 867	9 266	9 683
	Filming for non-commercial use	Per Day	3 167	3 325	3 475	3 631



	<b>SCHEDULE OF CHARGES FOR RECREATION FACILITIES REGION B</b>					
	<b>COMMUNITY DEVELOPMENT SPORT AND RECREATION</b>					
			<b>2021-22</b>	<b>2022-23</b>	<b>2023-24</b>	<b>2024-25</b>
			<b>ZAR</b>	<b>ZAR</b>	<b>ZAR</b>	<b>ZAR</b>
	<b>WINDSOR EAST RECREATION CENTRE</b>					
	<b>HALL HIRE</b>					
	<b>Main Hall</b>					
	Hiring fee	Per Day	1 617	1 698	1 774	1 854
	<b>Kitchen</b>					
	Hiring fee	Per Day	381	400	418	437
	<b>GROUP FEES:</b>					
	Aftercare	Per Month	994	1 044	1 091	1 140
	Sewing	Per Month	392	412	431	450
	Judo	Per Month	467	491	513	536
	New Groups	Per Hour	32	34	36	37
	Rehearsals Commercial	Per Hour	119	124	130	136
	Rehearsals Non-Commercial	Per Hour	27	29	30	31
	Filming for commercial use	Per Day	8 445	8 867	9 266	9 683
	Filming for non-commercial use	Per Day	3 167	3 325	3 475	3 631
	<b>SCHEDULE OF CHARGES FOR RECREATION FACILITIES REGION B</b>					
	<b>COMMUNITY DEVELOPMENT SPORT AND RECREATION</b>					
			<b>2021-22</b>	<b>2022-23</b>	<b>2023-24</b>	<b>2024-25</b>
			<b>ZAR</b>	<b>ZAR</b>	<b>ZAR</b>	<b>ZAR</b>
	<b>BRIXTON REC</b>					
	<b>HALL HIRE</b>					
	<b>Main Hall</b>					
	Hiring fee	Per Day	2 005	2 106	2 200	2 299
	<b>Blue Room</b>					
	Hiring fee	Per Day	421	442	462	483
	<b>Canary Room</b>					
	Hiring fee	Per Day	210	221	231	241
	<b>Boardroom</b>					
	Hiring Fee	Per Day	210	221	230	241
	Hiring Fee	Per Annum	1 388	1 458	1 523	1 592
	<b>Group Activities</b>					
	Boxing	Per Month	540	567	593	619
	New groups	Per Hour	26	28	29	30
	Rehearsals Commercial	Per Hour	114	119	125	130
	Rehearsals Non-Commercial	Per Hour	26	28	29	30
	Filming for commercial use	Per Day	8 097	8 501	8 884	9 284
	Filming for non-commercial use	Per Day	3 036	3 188	3 331	3 481



	SCHEDULE OF CHARGES FOR RECREATION FACILITIES REGION C					
	<b>COMMUNITY DEVELOPMENT SPORT AND RECREATION</b>					
			<b>2021-22</b>	<b>2022-23</b>	<b>2023-24</b>	<b>2024-25</b>
			<b>ZAR</b>	<b>ZAR</b>	<b>ZAR</b>	<b>ZAR</b>
	<b>BOSKRUIJN COMMUNITY CENTRE</b>					
	<b>HALL HIRE</b>					
	<b>Jacaranda Hall</b>					
	Hiring fee	Per Day	2 332	2 449	2 559	2 674
	<b>Protea</b>					
	Hiring fee	Per Day	1 762	1 850	1 934	2 021
	<b>ACTIVITY ROOMS</b>					
	Clivia					
	Hiring Fee	Per Day	269	282	295	308
	<b>GROUP FEES</b>					
	Jacaranda Hall use	Per Session	683	717	749	783
	Protea Hall	Per Session	614	644	673	704
	Clivia Room	Per Session	499	524	547	572
	Aloe Room	Per Session	447	469	490	513
	Filming for commercial use	Per Day	8 445	8 867	9 266	9 683
	Filming for non-commercial use	Per Day	3 167	3 325	3 475	3 631
	<b>SCHEDULE OF CHARGES FOR RECREATION FACILITIES REGION C</b>					
	<b>COMMUNITY DEVELOPMENT SPORT AND RECREATION</b>					
			<b>2021-22</b>	<b>2023-24</b>	<b>2023-24</b>	<b>2024-25</b>
			<b>ZAR</b>	<b>ZAR</b>	<b>ZAR</b>	<b>ZAR</b>
	<b>COSMO CITY MULTI PURPOSE HALL</b>					
	<b>HALL HIRE</b>					
	<b>Main Hall</b>					
	Hiring fee	Per Day	3 292	3 456	3 612	3 774
	<b>Side Hall</b>					
	Hiring fee	Per Day	549	576	602	629
	<b>Groups</b>					
	Groups	Per Month	259	272	284	297
	<b>Soccer fields</b>					
	Soccer fields	Per Game	303	318	332	347
	<b>Basketball courts</b>					
	Basketball courts	Per Session	143	150	157	164
	<b>Netball courts</b>					
	Netball courts	Per Session	143	150	157	164
	Filming for commercial use	Per Day	8 445	8 867	9 266	9 683
	Filming for non-commercial use	Per Day	3 167	3 325	3 475	3 631



	SCHEDULE OF CHARGES FOR RECREATION FACILITIES REGION C					
	COMMUNITY DEVELOPMENT SPORT AND RECREATION					
			2021-22	2022-23	2023-24	2024-25
			ZAR	ZAR	ZAR	ZAR
	ROODEPOORT CITY HALL					
	HALL HIRE					
	Main Hall					
	Hiring fee	Per Day	3 840	4 032	4 214	4 403
	Side Hall					
	Hiring fee	Per Day	2 194	2 304	2 408	2 516
	NEW GROUP FEES	Per Month	143	150	157	164
	Filming for commercial use	Per Day	8 445	8 867	9 266	9 683
	Filming for non-commercial use	Per Day	3 167	3 325	3 475	3 631
	SCHEDULE OF CHARGES FOR RECREATION FACILITIES REGION C					
	COMMUNITY DEVELOPMENT SPORT AND RECREATION					
			2021-22	2022-23	2023-24	2024-25
			ZAR	ZAR	ZAR	ZAR
	DISCOVERY RECREATION CENTRE					
	HALL HIRE					
	Main Hall					
	Hiring fee	Per Day	1 330	1 397	1 459	1 525
	SIDE HALL					
	Hiring Fee	Per Day	634	666	696	727
	ACTIVITY ROOMS					
	Pigeon Hall					
	Hiring fee	Per Day	270	283	296	310
	GROUP FEES					
	Pottery	Per Month	1 022	1 073	1 122	1 172
	Main Hall	Per Month	896	941	983	1 027
	Side Hall	Per Month	450	473	494	516
	Ballet	Per Month	3 292	3 456	3 612	3 774
	Filming for commercial use	Per Day	8 445	8 867	9 266	9 683
	Filming for non-commercial use	Per Day	3 167	3 325	3 475	3 631

	SCHEDULE OF CHARGES FOR RECREATION FACILITIES REGION C					
	COMMUNITY DEVELOPMENT SPORT AND RECREATION					
			2021-22	2022-23	2023-24	2024-25
			ZAR	ZAR	ZAR	ZAR
	DAVIDSONVILLE RECREATION CENTRE					
	HALL HIRE					
	Main Hall					
	Hiring fee	Per Day	742	780	815	851
	GROUP FEES					
	New Group Fees	Per Month	293	308	321	336
	Social Office (whole facility)	Per Month	1 646	1 728	1 806	1 887
	Social Office (per office)	Per Month	329	346	361	377
	Filming for commercial use	Per Day	8 445	8 867	9 266	9 683
	Filming for non-commercial use	Per Day	3 167	3 325	3 475	3 631



	SCHEDULE OF CHARGES FOR RECREATION FACILITIES REGION C					
	COMMUNITY DEVELOPMENT SPORT AND RECREATION					
			2021-22	2022-23	2023-24	2024-25
			ZAR	ZAR	ZAR	ZAR
	WITPOORTJIE RECREATION CENTRE					
	HALL HIRE					
	Main Hall					
	Hiring fee	Per Day	1 646	1 728	1 806	1 887
	Side Hall					
	Hall Hire	Per Day	637	668	699	730
	GROUP FEES					
	Main Hall	Per Month	449	471	492	515
	Side Hall	Per Month	230	241	252	264
	Boxing Hall	Per Month	288	303	316	330
	Filming for commercial use	Per Day	8 445	8 867	9 266	9 683
	Filming for non-commercial use	Per Day	3 167	3 325	3 475	3 631



	SCHEDULE OF CHARGES FOR RECREATION FACILITIES REGION C					
	COMMUNITY DEVELOPMENT SPORT AND RECREATION					
			2021-22	2022-23	2023-24	2024-25
			ZAR	ZAR	ZAR	ZAR
	TSEPISONG RECREATION CENTRE					
	HALL HIRE					
	Hiring fee	Per Day	702	737	771	805
	GROUP FEES					
	Main Hall	Per Month	303	319	333	348
	Filming for commercial use	Per Day	8 445	8 867	9 266	9 683
	Filming for non-commercial use	Per Day	3 167	3 325	3 475	3 631
	SCHEDULE OF CHARGES FOR RECREATION FACILITIES REGION C					
	COMMUNITY DEVELOPMENT SPORT AND RECREATION					
			2021-22	2022-23	2023-24	2024-25
			ZAR	ZAR	ZAR	ZAR
	DOORKOP RECREATION CENTRE					
	HALL HIRE					
	Main Hall					
	Hiring fee	Per Day	742	780	815	851
	Activity Room					
	Hire Fee	Per Day	274	288	301	315
	Group Fees					
	Netball courts	Per Month	135	142	148	155
	Basketball courts	Per Month	135	142	148	155
	New group fees	Per Month	293	308	321	336
	Filming for commercial use	Per Day	8 445	8 867	9 266	9 683
	Filming for non-commercial use	Per Day	3 167	3 325	3 475	3 631



	SCHEDULE OF CHARGES FOR RECREATION FACILITIES REGION C					
	COMMUNITY DEVELOPMENT SPORT AND RECREATION					
			2021-22	2022-23	2023-24	2024-25
			ZAR	ZAR	ZAR	ZAR
	FLEURHOF RECREATION CENTRE					
	HALL HIRE					
	Main Hall					
	Hiring fee	Per Day	1 350	1 417	1 481	1 548
	Side Hall					
	Hiring fee	Per Day	1 097	1 152	1 204	1 258
	GROUP FEES					
	Main Hall	Per Month	329	346	361	377
	Side Hall	Per Month	274	288	301	315
	Squash court	Per Month	165	173	181	189
	Filming for commercial use	Per Day	8 445	8 867	9 266	9 683
	Filming for non-commercial use	Per Day	3 167	3 325	3 475	3 631
	SCHEDULE OF CHARGES FOR RECREATION FACILITIES REGION C					
	COMMUNITY DEVELOPMENT SPORT AND RECREATION					
			2021-22	2022-23	2023-24	2024-25
			ZAR	ZAR	ZAR	ZAR
	BRAMFICHERVILLE MULTIPURPOSE CENTRE					
	HALL HIRE					
	Hiring fee	Per Day	742	780	815	851
	Activity Room					
	Hire Fee	Per Day	274	288	301	315
	Soccer Fields					
	Hire Fee	Per Day	305	320	334	349
	Group Fee					
	New Goup Fee	Per Month	293	308	321	336
	Filming for commercial use	Per Day	8 445	8 867	9 266	9 683
	Filming for non-commercial use	Per Day	3 167	3 325	3 475	3 631




	SCHEDULE OF CHARGES FOR RECREATION FACILITIES REGION C					
	COMMUNITY DEVELOPMENT SPORT AND RECREATION					
			2021-22	2022-23	2023-24	2024-25
			ZAR	ZAR	ZAR	ZAR
	MANIE MULDER ADVENTURE CENTRE					
	HALL HIRE					
	Lapa					
	Hiring fee	Per Day	1 253	1 316	1 375	1 437
	Day Visits					
	Adults	Per Day	44	46	48	50
	Children	Per Day	26	27	28	29
	Overnight					
	Adults	Per Day	67	71	74	77
	Children	Per Day	38	40	42	44
	Filming for commercial use	Per Day	8 445	8 867	9 266	9 683
	Filming for non-commercial use	Per Day	3 167	3 325	3 475	3 631
	SCHEDULE OF CHARGES FOR RECREATION FACILITIES REGION D					
	COMMUNITY DEVELOPMENT SPORT AND RECREATION					
			2021-22	2022-23	2023-24	2024-25
			ZAR	ZAR	ZAR	ZAR
	DAVID PINE RECREATION CENTRE					
	HALL HIRE					
	Main Hall	Per Day	4 806	5 046	5 273	5 510
	Kitchen	Per Day	384	403	421	440
	GROUP ACTIVITIES					
	Large	Per Month	329	346	361	377
	Medium	Per Month	219	230	241	252
	Small	Per Month	110	115	120	126
	Filming for commercial use	Per Day	8 445	8 867	9 266	9 683
	Filming for non-commercial use	Per Day	3 167	3 325	3 475	3 631









	SCHEDULE OF CHARGES FOR RECREATION FACILITIES REGION D					
	COMMUNITY DEVELOPMENT SPORT AND RECREATION					
		2021-22	2022-23	2023-24	2024-25	
		ZAR	ZAR	ZAR	ZAR	
	DIEPKLOOF MULTI-PURPOSE HALL					
	LARGE HALL					
	Hire fee	Per Day	1 635	1 717	1 794	1 875
	MEDIUM HALL					
	Hall hire	Per Day	549	576	602	629
	SMALL HALL					
	Hall hire	Per Day	165	173	181	189
	Kitchen	Per Day	384	403	421	440
	Office Space	Per Month	219	230	241	252
	GROUP ACTIVITIES					
	Large	Per Month	329	346	361	377
	Medium	Per Month	219	230	241	252
	Small	Per Month	110	115	120	126
	Filming for commercial use	Per Day	8 445	8 867	9 266	9 683
	Filming for non-commercial use	Per Day	3 167	3 325	3 475	3 631
	SCHEDULE OF CHARGES FOR RECREATION FACILITIES REGION D					
	COMMUNITY DEVELOPMENT SPORT AND RECREATION					
		2021-22	2022-23	2023-24	2024-25	
		ZAR	ZAR	ZAR	ZAR	
	NALEDI HALL					
	Main Hall					
	Hall Hire	Per Day	2 736	2 873	3 002	3 137
	Activity room 1	Per Day	549	576	602	629
	Activity room 2	Per Day	549	576	602	629
	Boardroom	Per Day	549	576	602	629
	GROUP ACTIVITIES					
	Large	Per Month	329	346	361	377
	Medium	Per Month	219	230	241	252
	Small	Per Month	110	115	120	126
	Filming for commercial use	Per Day	8 445	8 867	9 266	9 683
	Filming for non-commercial use	Per Day	3 167	3 325	3 475	3 631


	SCHEDULE OF CHARGES FOR RECREATION FACILITIES REGION D					
	COMMUNITY DEVELOPMENT SPORT AND RECREATION					
			2021-22	2022-23	2023-24	2024-25
			ZAR	ZAR	ZAR	ZAR
	PIMVILLE RECREATION CENTRE					
	LARGE HALL					
	Hall Hire	Per Day	1 635	1 717	1 794	1 875
	SMALL HALL					
	Hall hire	Per Day	549	576	602	629
	Kitchen	Per Day	329	346	361	377
	GROUP ACTIVITIES					
	Large	Per Month	329	346	361	377
	Medium	Per Month	219	230	241	252
	Small	Per Month	110	115	120	126
	Filming for commercial use	Per Day	8 445	8 867	9 266	9 683
	Filming for non-commercial use	Per Day	3 167	3 325	3 475	3 631
	SCHEDULE OF CHARGES FOR RECREATION FACILITIES REGION D					
	COMMUNITY DEVELOPMENT SPORT AND RECREATION					
			2021-22	2022-23	2023-24	2024-25
			ZAR	ZAR	ZAR	ZAR
	MEADOWLANDS ZONE 10 MULTIPURPOSE CENTRE					
	LARGE HALL					
	Hall Hire	Per Day	1 317	1 383	1 445	1 510
	SMALL HALL 1					
	Hall Hire	Per Day	384	403	421	440
	SMALL HALL 2					
	Hall hire	Per Day	384	403	421	440
	Kitchen	Per Day	327	343	359	375
	BOARDROOM					
	Hall Hire	Per Day	407	428	447	467
	GROUP ACTIVITIES					
	Large	Per Month	329	346	361	377
	Medium	Per Month	219	230	241	252
	Small	Per Month	110	115	120	126
	Filming for commercial use	Per Day	8 445	8 867	9 266	9 683
	Filming for non-commercial use	Per Day	3 167	3 325	3 475	3 631


	SCHEDULE OF CHARGES FOR RECREATION FACILITIES REGION D					
	COMMUNITY DEVELOPMENT SPORT AND RECREATION					
			2021-22	2022-23	2023-24	2024-25
			ZAR	ZAR	ZAR	ZAR
	DLAMINI RECREATION CENTRE					
	LARGE HALL					
	Hall Hire	Per Day	5 486	5 760	6 020	6 291
	Kitchen	Per Day	329	346	361	377
	SMALL HALL					
	Hall hire	Per Day	658	691	722	755
	ROOM					
	Hall Hire	Per Day	329	346	361	377
	Gym	Per Month	2 194	2 304	2 408	2 516
	GROUP ACTIVITIES					
	Large	Per Month	329	346	361	377
	Medium	Per Month	219	230	241	252
	Small	Per Month	110	115	120	126
	Filming for commercial use	Per Day	8 445	8 867	9 266	9 683
	Filming for non-commercial use	Per Day	3 167	3 325	3 475	3 631
	SCHEDULE OF CHARGES FOR RECREATION FACILITIES REGION D					
	COMMUNITY DEVELOPMENT SPORT AND RECREATION					
			2021-22	2022-23	2023-24	2024-25
			ZAR	ZAR	ZAR	ZAR
	EKHAYA CENTRE					
	MAIN HALL					
	Hall Hire	Per Day	1 033	1 084	1 133	1 184
	Activity Room	Per Day	274	288	301	315
	GROUP ACTIVITIES					
	Large	Per Month	329	346	361	377
	Medium	Per Month	219	230	241	252
	Small	Per Month	110	115	120	126
	Filming for commercial use	Per Day	8 445	8 867	9 266	9 683
	Filming for non-commercial use	Per Day	3 167	3 325	3 475	3 631


	SCHEDULE OF CHARGES FOR RECREATION FACILITIES REGION D					
	COMMUNITY DEVELOPMENT SPORT AND RECREATION					
			2021-22	2022-23	2023-24	2024-25
			ZAR	ZAR	ZAR	ZAR
	EKUTHULENI RECREATION CENTRE					
	MAIN HALL					
	Hall hire	Per Day	1 083	1 138	1 189	1 242
	SMALL HALL					
	Hall hire	Per Day	439	461	482	503
	GROUP ACTIVITIES					
	Large	Per Month	329	346	361	377
	Medium	Per Month	219	230	241	252
	Small	Per Month	110	115	120	126
	Filming for commercial use	Per Day	8 445	8 867	9 266	9 683
	Filming for non-commercial use	Per Day	3 167	3 325	3 475	3 631
	SCHEDULE OF CHARGES FOR RECREATION FACILITIES REGION D					
	COMMUNITY DEVELOPMENT SPORT AND RECREATION					
			2021-22	2022-23	2023-24	2024-25
			ZAR	ZAR	ZAR	ZAR
	KOPANONG HALL					
	Hall Hire	Per Day	1 317	1 383	1 445	1 510
	GROUP ACTIVITIES					
	Large	Per Month	329	346	361	377
	Medium	Per Month	219	230	241	252
	Small	Per Month	110	115	120	126
	Filming for commercial use	Per Day	8 445	8 867	9 266	9 683
	Filming for non-commercial use	Per Day	3 167	3 325	3 475	3 631
	SCHEDULE OF CHARGES FOR RECREATION FACILITIES REGION D					
	COMMUNITY DEVELOPMENT SPORT AND RECREATION					
			2021-22	2022-23	2023-24	2024-25
			ZAR	ZAR	ZAR	ZAR
	PHIRI HALL					
	Hall Hire	Per Day	1 067	1 120	1 171	1 223
	Activity Room	Per Month	274	288	301	315
	GROUP ACTIVITIES					
	Large	Per Month	329	346	361	377
	Medium	Per Month	219	230	241	252
	Small	Per Month	110	115	120	126
	Filming for commercial use	Per Day	8 445	8 867	9 266	9 683
	Filming for non-commercial use	Per Day	3 167	3 325	3 475	3 631



	SCHEDULE OF CHARGES FOR RECREATION FACILITIES REGION D					
	COMMUNITY DEVELOPMENT SPORT AND RECREATION					
			2021-22	2022-23	2023-24	2024-25
			ZAR	ZAR	ZAR	ZAR
	PHIRI HALL					
	Hall Hire	Per Day	1 067	1 120	1 171	1 223
	Activity Room	Per Month	274	288	301	315
	GROUP ACTIVITIES					
	Large	Per Month	329	346	361	377
	Medium	Per Month	219	230	241	252
	Small	Per Month	110	115	120	126
	Filming for commercial use	Per Day	8 445	8 867	9 266	9 683
	Filming for non-commercial use	Per Day	3 167	3 325	3 475	3 631
	SCHEDULE OF CHARGES FOR RECREATION FACILITIES REGION D					
	COMMUNITY DEVELOPMENT SPORT AND RECREATION					
			2021-22	2022-23	2023-24	2024-25
			ZAR	ZAR	ZAR	ZAR
	MAKHAYA HALL					
	Hall Hire	Per Day	1 097	1 152	1 204	1 258
	GROUP ACTIVITIES					
	Large	Per Month	329	346	361	377
	Medium	Per Month	219	230	241	252
	Small	Per Month	110	115	120	126
	Filming for commercial use	Per Day	8 445	8 867	9 266	9 683
	Filming for non-commercial use	Per Day	3 167	3 325	3 475	3 631
	SCHEDULE OF CHARGES FOR RECREATION FACILITIES REGION D					
	COMMUNITY DEVELOPMENT SPORT AND RECREATION					
			2021-22	2022-23	2023-24	2024-25
			ZAR	ZAR	ZAR	ZAR
	KLIPSPRUIT WEST RECREATION CENTRE					
	Hall Hire	Per Day	981	1 030	1 076	1 125
	GROUP ACTIVITIES					
	Large	Per Month	329	346	361	377
	Medium	Per Month	219	230	241	252
	Small	Per Month	110	115	120	126
	Filming for commercial use	Per Day	8 445	8 867	9 266	9 683
	Filming for non-commercial use	Per Day	3 167	3 325	3 475	3 631

	SCHEDULE OF CHARGES FOR RECREATION FACILITIES REGION D					
	COMMUNITY DEVELOPMENT SPORT AND RECREATION					
			2021-22	2022-23	2023-24	2024-25
			ZAR	ZAR	ZAR	ZAR
	KLIPSPRUIT WEST RECREATION CENTRE					
	Hall Hire	Per Day	981	1 030	1 076	1 125
	GROUP ACTIVITIES					
	Large	Per Month	329	346	361	377
	Medium	Per Month	219	230	241	252
	Small	Per Month	110	115	120	126
	Filming for commercial use	Per Day	8 445	8 867	9 266	9 683
	Filming for non-commercial use	Per Day	3 167	3 325	3 475	3 631
	SCHEDULE OF CHARGES FOR RECREATION FACILITIES REGION D					
	COMMUNITY DEVELOPMENT SPORT AND RECREATION					
			2021-22	2022-23	2023-24	2024-25
			ZAR	ZAR	ZAR	ZAR
	SLOVOVILLE RECREATION CENTRE					
	Hall Hire	Per Day	878	922	963	1 006
	GROUP ACTIVITIES					
	Large	Per Month	329	346	361	377
	Medium	Per Month	219	230	241	252
	Small	Per Month	110	115	120	126
	Filming for commercial use	Per Day	8 445	8 867	9 266	9 683
	Filming for non-commercial use	Per Day	3 167	3 325	3 475	3 631
	SCHEDULE OF CHARGES FOR RECREATION FACILITIES REGION D					
	COMMUNITY DEVELOPMENT SPORT AND RECREATION					
			2021-22	2022-23	2023-24	2024-25
			ZAR	ZAR	ZAR	ZAR
	MAYORS PARK					
	HALL					
	Hall Hire	Per Day	750	788	823	860
	Office rental	Per Month	219	230	241	252
	GROUP ACTIVITIES					
	Large	Per Month	329	346	361	377
	Medium	Per Month	219	230	241	252
	Small	Per Month	110	115	120	126
	Filming for commercial use	Per Day	8 445	8 867	9 266	9 683
	Filming for non-commercial use	Per Day	3 167	3 325	3 475	3 631




	SCHEDULE OF CHARGES FOR RECREATION FACILITIES REGION D					
	COMMUNITY DEVELOPMENT SPORT AND RECREATION					
			2021-22	2022-23	2023-24	2024-25
			ZAR	ZAR	ZAR	ZAR
	MAYORS PARK					
	HALL					
	Hall Hire	Per Day	750	788	823	860
	Office rental	Per Month	219	230	241	252
	GROUP ACTIVITIES					
	Large	Per Month	329	346	361	377
	Medium	Per Month	219	230	241	252
	Small	Per Month	110	115	120	126
	Filming for commercial use	Per Day	8 445	8 867	9 266	9 683
	Filming for non-commercial use	Per Day	3 167	3 325	3 475	3 631




	SCHEDULE OF CHARGES FOR RECREATION FACILITIES REGION D					
	COMMUNITY DEVELOPMENT SPORT AND RECREATION					
			2021-22	2022-23	2023-24	2024-25
			ZAR	ZAR	ZAR	ZAR
	NOORDGESIG RECREATION CENTRE					
	HALL					
	Hall hire	Per Day	1 015	1 066	1 114	1 164
	Activity Room 1	Per Day	274	288	301	315
	Activity Room 2	Per Day	274	288	301	315
	GROUP ACTIVITIES					
	Large	Per Month	329	346	361	377
	Medium	Per Month	219	230	241	252
	Small	Per Month	110	115	120	126
	Filming for commercial use	Per Day	8 445	8 867	9 266	9 683
	Filming for non-commercial use	Per Day	3 167	3 325	3 475	3 631


	SCHEDULE OF CHARGES FOR RECREATION FACILITIES REGION D					
	COMMUNITY DEVELOPMENT SPORT AND RECREATION					
			2021-22	2022-23	2023-24	2024-25
			ZAR	ZAR	ZAR	ZAR
	NOORDGESIG RECREATION CENTRE					
	HALL					
	Hall hire	Per Day	1 015	1 066	1 114	1 164
	Activity Room 1	Per Day	274	288	301	315
	Activity Room 2	Per Day	274	288	301	315
	GROUP ACTIVITIES					
	Large	Per Month	329	346	361	377
	Medium	Per Month	219	230	241	252
	Small	Per Month	110	115	120	126
	Filming for commercial use	Per Day	8 445	8 867	9 266	9 683
	Filming for non-commercial use	Per Day	3 167	3 325	3 475	3 631


	SCHEDULE OF CHARGES FOR RECREATION FACILITIES REGION D					
	COMMUNITY DEVELOPMENT SPORT AND RECREATION					
			2021-22	2022-23	2023-24	2024-25
			ZAR	ZAR	ZAR	ZAR
	ORLANDO COMMUNAL HALL					
	ARENA					
	Hire Fee	Per Day	2 839	2 981	3 116	3 256
	Kitchen	Per Day	783	822	859	898
	MEDIUM HALL					
	Hire Fee	Per Day	1 097	1 152	1 204	1 258
	SMALL HALL					
	Hire fee	Per Day	809	849	887	927
	GROUP ACTIVITIES					
	Large	Per Month	329	346	361	377
	Medium	Per Month	219	230	241	252
	Small	Per Month	110	115	120	126
	Filming for commercial use	Per Day	8 445	8 867	9 266	9 683
	Filming for non-commercial use	Per Day	3 167	3 325	3 475	3 631
	SCHEDULE OF CHARGES FOR RECREATION FACILITIES REGION D					
	COMMUNITY DEVELOPMENT SPORT AND RECREATION					
			2021-22	2022-23	2023-24	2024-25
			ZAR	ZAR	ZAR	ZAR
	DAVID PINE RECREATION CENTRE					
	HALL HIRE					
	Main Hall	Per Day	4 806	5 046	5 273	5 510
	Kitchen	Per Day	384	403	421	440
	GROUP ACTIVITIES					
	Large	Per Month	329	346	361	377
	Medium	Per Month	219	230	241	252
	Small	Per Month	110	115	120	126
	Filming for commercial use	Per Day	8 445	8 867	9 266	9 683
	Filming for non-commercial use	Per Dav	3 167	3 325	3 475	3 631






	SCHEDULE OF CHARGES FOR RECREATION FACILITIES REGION D					
	COMMUNITY DEVELOPMENT SPORT AND RECREATION					
			2021-22	2022-23	2023-24	2024-25
			ZAR	ZAR	ZAR	ZAR
	PHEFENI HALL					
	HALL					
	Hall Hire	Per Day	1 631	1 713	1 790	1 871
	Activity Room 1	Per Day	274	288	301	315
	Activity Room 2	Per Day	274	288	301	315
	Kitchen	Per Day	165	173	181	189
	GROUP ACTIVITIES					
	Large	Per Month	329	346	361	377
	Medium	Per Month	219	230	241	252
	Small	Per Month	110	115	120	126
	Filming for commercial use	Per Day	8 445	8 867	9 266	9 683
	Filming for non-commercial use	Per Day	3 167	3 325	3 475	3 631
	SCHEDULE OF CHARGES FOR RECREATION FACILITIES REGION D					
	COMMUNITY DEVELOPMENT SPORT AND RECREATION					
			2021-22	2022-23	2023-24	2024-25
			ZAR	ZAR	ZAR	ZAR
	INTOKOZWENI RECREATION					
	Hall hire	Per Day	1 033	1 084	1 133	1 184
	Braai Area	Per Day	258	271	283	296
	Music sessions	Per Month	1 583	1 662	1 737	1 815
	GROUP ACTIVITIES					
	Large	Per Month	329	346	361	377
	Medium	Per Month	219	230	241	252
	Small	Per Month	110	115	120	126
	Filming for commercial use	Per Day	8 445	8 867	9 266	9 683
	Filming for non-commercial use	Per Day	3 167	3 325	3 475	3 631
	SCHEDULE OF CHARGES FOR RECREATION FACILITIES REGION D					
	COMMUNITY DEVELOPMENT SPORT AND RECREATION					
			2021-22	2022-23	2023-24	2024-25
			ZAR	ZAR	ZAR	ZAR
	POWER PARK : MEDIUM HALL					
	Hall Hire	Per Day	1 033	1 084	1 133	1 184
	Board Room	Per Day	549	576	602	629
	Braai Area		274	288	301	315
	GROUP ACTIVITIES					
	Large	Per Month	329	346	361	377
	Medium	Per Month	219	230	241	252
	Small	Per Month	110	115	120	126
	Filming for commercial use	Per Day	8 445	8 867	9 266	9 683
	Filming for non-commercial use	Per Day	3 167	3 325	3 475	3 631



	<b>SCHEDULE OF CHARGES FOR RECREATION FACILITIES REGION D</b>					
	<b>COMMUNITY DEVELOPMENT SPORT AND RECREATION</b>					
			<b>2021-22</b>	<b>2022-23</b>	<b>2023-24</b>	<b>2024-25</b>
			<b>ZAR</b>	<b>ZAR</b>	<b>ZAR</b>	<b>ZAR</b>
	<b>QUACKER COMMUNITY CENTRE</b>					
	Hall hire	Per Day	768	806	843	881
	Side Hall	Per Day	274	288	301	315
	Office space	Per Month	329	346	361	377
	<b>GROUP ACTIVITIES</b>					
	Large	Per Month	329	346	361	377
	Medium	Per Month	219	230	241	252
	Small	Per Month	110	115	120	126
	Filming for commercial use	Per Day	8 445	8 867	9 266	9 683
	Filming for non-commercial use	Per Day	3 167	3 325	3 475	3 631
	<b>SCHEDULE OF CHARGES FOR RECREATION FACILITIES REGION D</b>					
	<b>COMMUNITY DEVELOPMENT SPORT AND RECREATION</b>					
			<b>2021-22</b>	<b>2022-23</b>	<b>2023-24</b>	<b>2024-25</b>
			<b>ZAR</b>	<b>ZAR</b>	<b>ZAR</b>	<b>ZAR</b>
	<b>BUTT HUT</b>					
	Naledi, Zola North, Zola South, Realeka, Mapetla, Chiawelo, Phiri, Jabulani, Ikhwezi, Mofolo, Tladi, Dube Boxing, Senoane Pool Hall					
	Hall Hire	Per Day	549	576	602	629
	<b>GROUP ACTIVITIES</b>					
	Large	Per Month	329	346	361	377
	Medium	Per Month	219	230	241	252
	Small	Per Month	110	115	120	126
	Filming for commercial use	Per Day	8 445	8 867	9 266	9 683
	Filming for non-commercial use	Per Day	3 167	3 325	3 475	3 631
	<b>SCHEDULE OF CHARGES FOR RECREATION FACILITIES REGION D</b>					
	<b>COMMUNITY DEVELOPMENT SPORT AND RECREATION</b>					
			<b>2021-22</b>	<b>2022-23</b>	<b>2023-24</b>	<b>2024-25</b>
			<b>ZAR</b>	<b>ZAR</b>	<b>ZAR</b>	<b>ZAR</b>
	<b>348 DIEPKLOOF EXTENSION HALL</b>					
	<b>MAIN HALL</b>					
	Hall Hire	Per Day	274	288	301	315
	Office Space	Per Month	329	346	361	377
	Open Space	Per Day	1 097	1 152	1 204	1 258
	Soccer field	per tournament	165	173	181	189
	<b>GROUP ACTIVITIES</b>					
	Large	Per Month	329	346	361	377
	Medium	Per Month	219	230	241	252
	Small	Per Month	110	115	120	126
	Filming for commercial use	Per Day	8 445	8 867	9 266	9 683
	Filming for non-commercial use	Per Day	3 167	3 325	3 475	3 631



	SCHEDULE OF CHARGES FOR RECREATION FACILITIES REGION D					
	COMMUNITY DEVELOPMENT SPORT AND RECREATION					
		2021-22	2022-23	2023-24	2024-25	
		ZAR	ZAR	ZAR	ZAR	
	348 DIEPKLOOF EXTENSION HALL					
	MAIN HALL					
	Hall Hire	Per Day	274	288	301	315
	Office Space	Per Month	329	346	361	377
	Open Space	Per Day	1 097	1 152	1 204	1 258
	Soccer field	per tournament	165	173	181	189
	GROUP ACTIVITIES					
	Large	Per Month	329	346	361	377
	Medium	Per Month	219	230	241	252
	Small	Per Month	110	115	120	126
	Filming for commercial use	Per Day	8 445	8 867	9 266	9 683
	Filming for non-commercial use	Per Day	3 167	3 325	3 475	3 631

	SCHEDULE OF CHARGES FOR RECREATION FACILITIES REGION D					
	COMMUNITY DEVELOPMENT SPORT AND RECREATION					
		2021-22	2022-23	2023-24	2024-25	
		ZAR	ZAR	ZAR	ZAR	
	MAVIS HALL					
	Hall Hire	Per Day	1 101	1 156	1 208	1 263
	GROUP ACTIVITIES					
	Large	Per Month	329	346	361	377
	Medium	Per Month	219	230	241	252
	Small	Per Month	110	115	120	126
	Filming for commercial use	Per Day	8 445	8 867	9 266	9 683
	Filming for non-commercial use	Per Day	3 167	3 325	3 475	3 631

	SCHEDULE OF CHARGES FOR RECREATION FACILITIES REGION D					
	COMMUNITY DEVELOPMENT SPORT AND RECREATION					
		2021-22	2022-23	2023-24	2024-25	
		ZAR	ZAR	ZAR	ZAR	
	INKANYEZI HALL					
	Hall Hire	Per Day	878	922	963	1 006
	Activity Room	Per Day	274	288	301	315
	Gym	Per Month	329	346	361	377
	GROUP ACTIVITIES					
	Large	Per Month	329	346	361	377
	Medium	Per Month	219	230	241	252
	Small	Per Month	110	115	120	126
	Filming for commercial use	Per Day	8 445	8 867	9 266	9 683
	Filming for non-commercial use	Per Day	3 167	3 325	3 475	3 631

	SCHEDULE OF CHARGES FOR RECREATION FACILITIES REGION D				
	COMMUNITY DEVELOPMENT SPORT AND RECREATION				
			2021-22	2022-23	2023-24
			ZAR	ZAR	ZAR
	PROTEA CITY RECREATION CENTRE				
	Hall Hire	Per Day	219	230	241
	GROUP ACTIVITIES				
	Large	Per Month	329	346	361
	Medium	Per Month	219	230	241
	Small	Per Month	110	115	120
	Filming for commercial use	Per Day	8 445	8 867	9 266
	Filming for non-commercial use	Per Day	3 167	3 325	3 475
	SCHEDULE OF CHARGES FOR RECREATION FACILITIES REGION D				
	COMMUNITY DEVELOPMENT SPORT AND RECREATION				
			2021-22	2022-23	2023-24
			ZAR	ZAR	ZAR
	NOKUPHILA HALL				
	Hall Hire	Per Day	981	1 030	1 076
	Kitchen	Per Day	274	288	301
	Side Room	Per Day	274	288	301
	GROUP ACTIVITIES				
	Large	Per Month	329	346	361
	Medium	Per Month	219	230	241
	Small	Per Month	110	115	120
	Filming for commercial use	Per Day	8 445	8 867	9 266
	Filming for non-commercial use	Per Day	3 167	3 325	3 475

	SCHEDULE OF CHARGES FOR RECREATION FACILITIES REGION D					
	COMMUNITY DEVELOPMENT SPORT AND RECREATION					
			2021-22	2022-23	2023-24	2024-25
			ZAR	ZAR	ZAR	ZAR
	SPHIWE VILLAGE					
	Hall Hire	Per Day	460	483	505	528
	GROUP ACTIVITIES					
	Large	Per Month	329	346	361	377
	Medium	Per Month	219	230	241	252
	Small	Per Month	110	115	120	126
	Filming for commercial use	Per Day	8 445	8 867	9 266	9 683
	Filming for non-commercial use	Per Day	3 167	3 325	3 475	3 631
	SCHEDULE OF CHARGES FOR RECREATION FACILITIES REGION D					
	COMMUNITY DEVELOPMENT SPORT AND RECREATION					
			2021-22	2022-23	2023-24	2024-25
			ZAR	ZAR	ZAR	ZAR
	PROTEA GLEN HALL					
	Hall Hire	Per Day	878	922	963	1 006
	GROUP ACTIVITIES					
	Large	Per Month	329	346	361	377
	Medium	Per Month	219	230	241	252
	Small	Per Month	110	115	120	126
	Filming for commercial use	Per Day	8 445	8 867	9 266	9 683
	Filming for non-commercial use	Per Day	3 167	3 325	3 475	3 631

	SCHEDULE OF CHARGES FOR RECREATION FACILITIES REGION D				
	COMMUNITY DEVELOPMENT SPORT AND RECREATION				
			2021-22	2022-23	2023-24
			ZAR	ZAR	ZAR
	CHIAWELO RECREATION CENTRE				
	Main Hall	Per Day	1 753	1 841	1 924
	Conference room	Per Day	1 283	1 347	1 407
	GROUP ACTIVITIES				
	Large	Per Month	329	346	361
	Medium	Per Month	219	230	241
	Small	Per Month	110	115	120
	Filming for commercial use	Per Day	8 445	8 867	9 266
	Filming for non-commercial use	Per Day	3 167	3 325	3 475
	SCHEDULE OF CHARGES FOR RECREATION FACILITIES REGION D				
	COMMUNITY DEVELOPMENT SPORT AND RECREATION				
			2021-22	2022-23	2023-24
			ZAR	ZAR	ZAR
	PROTEA SOUTH MULTI-PURPOSE CENTRE				
	Hire Fee	Per Day	4 259	4 472	4 673
	Activity Room	Per Day	241	253	265
	Kitchen	Per Day	488	512	535
	GROUP ACTIVITIES				
	Large	Per Month	329	346	361
	Medium	Per Month	219	230	241
	Small	Per Month	110	115	120
	Filming for commercial use	Per Day	8 445	8 867	9 266
	Filming for non-commercial use	Per Day	3 167	3 325	3 475

SCHEDULE OF CHARGES FOR RECREATION FACILITIES REGION E					
COMMUNITY DEVELOPMENT SPORT AND RECREATION					
		2021-22	2022-23	2023-24	2024-25
		ZAR	ZAR	ZAR	ZAR
<b>NORSCOT MANOR RECREATION CENTRE</b>					
<b>BILLIARD / BOARDROOM</b>	Per Hour	262	275	287	300
Group Fee	Per Hour	118	124	129	135
<b>ERIKSEN / BOARDROOM 3</b>	Per Hour	196	206	215	225
Group Fee	Per Hour	118	124	129	135
<b>LAPA</b>	Per Day	1 565	1 643	1 717	1 795
Group Fee	Per Hour	87	91	95	99
<b>ROOMS</b>					
<b>TROON / BLUE PANTRY / STUDIO 1</b>	Per Hour	164	172	179	187
Group fee	Per Hour	111	117	122	127
<b>STAVANGER</b>	Per Hour	144	151	158	165
Group fee	Per Hour	104	109	114	119
<b>PLOVER AND STUDIO 2</b>	Per Hour	118	124	129	135
Group fee	Per Hour	91	96	100	105
<b>GARDEN AREA</b>					
Private use	Per Day	814	854	893	933
Corporate use	Per Day	1 465	1 538	1 607	1 680
<b>SECRET GARDEN</b>	Per Day	11 932	12 529	13 092	13 681
Kitchen	Per Hour	111	117	122	127
<b>GROUP FEES:</b>					
<b>OTHER GROUPS</b>					
Art Adult	Per Month	1 712	1 798	1 879	1 963
Callanetics	Per Term	6 405	6 725	7 028	7 344
Domestic Training	Per Session	105	111	116	121
Drama	Per Term	2 085	2 189	2 288	2 391
Irish & Highland Dance	Per Term	3 878	4 072	4 255	4 447
Yoga	Per Month	3 335	3 502	3 660	3 825
Run / Walk for Life	Per Month	1 177	1 236	1 292	1 350
Filming for commercial use	Per Day	8 445	8 867	9 266	9 683
Filming for non-commercial use	Per Day	3 167	3 325	3 475	3 631

SCHEDULE OF CHARGES FOR RECREATION FACILITIES REGION E					
COMMUNITY DEVELOPMENT SPORT AND RECREATION					
		2021-22	2022-23	2023-24	2024-25
		ZAR	ZAR	ZAR	ZAR
JABULA RECREATION CENTRE					
<b>HALL HIRE</b>					
<b>Hibiscus Hall</b>					
Hiring fee	Per Day	2 854	2 997	3 132	3 273
Group fees	Per Hour	120	126	132	138
<b>Bougainvillea</b>					
Hiring fee	Per Day	1 925	2 022	2 113	2 208
Group fees	Per Hour	99	104	109	114
<b>ROOMS</b>					
<b>Camelia Cosmos / Fuchsia / Dahlia, Daisy, Jasmine, Sunflower and Tulip</b>					
Hiring fee	Per Day	1 346	1 414	1 477	1 544
Group fees	Per Hour	88	92	97	101
Childrens Parties	3 hours	549	577	603	630
<b>Azalea</b>					
Hiring fee	Per Day	930	977	1 020	1 066
Group fees	Per Hour	88	92	96	100
<b>Periwinkle</b>					
Hiring fee	Per Day	738	775	809	846
Group fees	Per Hour	81	85	89	93
<b>Magnolia</b>					
Hiring fee	Per Day	831	872	911	952
Group fees	Per Hour	102	107	112	117
<b>Violet</b>					
Hiring fee	Per Day	620	651	680	711
Group fees	Per Hour	55	58	60	63
<b>Wisreria</b>					
Hiring fee	Per Day	419	439	459	480
Group fees	Per Hour	55	58	60	63
<b>Iris</b>					
Hiring fee	Per Day	157	165	172	180
Group fees	Per Hour	51	54	56	58
<b>OTHER GROUPS</b>					
Clamber Club	Per Month	3 105	3 261	3 407	3 561
Picture Framing	Per Month	246	258	270	282
Silver jewellery Making	Per Month	219	230	241	252
Adult Art and Children	Per Month	2 252	2 365	2 471	2 583
Modern Dancing	Per Month	1 909	2 005	2 095	2 189
Outreach Group	Per Month	370	388	405	424
Filming for commercial use	Per Day	8 445	8 867	9 266	9 683
Filming for non-commercial use	Per Day	3 167	3 325	3 475	3 631



SCHEDULE OF CHARGES FOR RECREATION FACILITIES REGION E					
COMMUNITY DEVELOPMENT SPORT AND RECREATION					
		2021-22	2022-23	2023-24	2024-25
		ZAR	ZAR	ZAR	ZAR
ERNEST ULLMANN RECREATION CENTRE					
<b>MAIN HALL</b>					
Hiring fee	Per Day	5 486	5 760	6 020	6 291
Group Fee	Per Hour	111	117	122	127
Corporate Functions	Per Day	7 681	8 065	8 428	8 807
<b>ART ROOM</b>					
Group fee	Per Hour	63	66	69	72
<b>POTTERY</b>					
Outreach Group fee	Per Hour	54	56	59	61
Group fee	Per Hour	115	121	126	132
<b>STUDIO 1 / STUDIO 2</b>					
Hiring fee	Per Day	1 711	1 796	1 877	1 962
Group fees	Per Hour	81	85	89	93
<b>STUDIO 4</b>					
Hiring fee	Per Day	1 104	1 159	1 211	1 266
Group fee	Per Hour	73	77	80	84
<b>GLASS STUDIO</b>					
Hiring fee	Per Day	1 104	1 159	1 211	1 266
Group fee	Per Hour	63	66	69	72
<b>OUTDOOR PARK</b>					
	Per Day	878	922	963	1 006
<b>PARKING AREA</b>					
	Per Function	579	608	635	664
<b>GROUP FEES</b>					
<b>REGULAR GROUPS</b>					
Gymnastics	Per Month	10 592	11 122	11 623	12 146
Kip Magrath	Per Month	10 935	11 482	11 999	12 539
Modern Dance	Per Month	5 078	5 332	5 572	5 822
Moms and Babes	Per Month	3 623	3 804	3 976	4 155
Play School	Per Month	7 401	7 771	8 121	8 486
Stage Bright	Per Month	1 793	1 883	1 968	2 056
Time Diet	Per Month	866	909	950	993
Filming for commercial use	Per Day	8 445	8 867	9 266	9 683
Filming for non-commercial use	Per Day	3 167	3 325	3 475	3 631

COMMUNITY DEVELOPMENT SPORT AND RECREATION					
		2021-22	2022-23	2023-24	2024-25
		ZAR	ZAR	ZAR	ZAR
WENDYWOOD RECREATION CENTRE					
<b>MAIN HALL 1</b>					
Hall Hire fee	Per Day	2 359	2 477	2 588	2 705
Group fee	Per Hour	107	113	118	123
<b>Studio 2</b>					
Hall Hire	Per Day	1 646	1 728	1 806	1 887
<b>Studio 3</b>					
Hall Hire	per hire	1 207	1 267	1 324	1 384
<b>Kitchen (new)</b>					
Hiring fee	Per Day	878	922	963	1 006
Ballet	Per Month	5 486	5 760	6 020	6 291
Tennis Per Court	Per Month	1 426	1 498	1 565	1 636
Tennis Courts social groups	Per Hour	60	63	66	69
Squash Per Courts	Per Month	1 426	1 498	1 565	1 636
Filming for commercial use	Per Day	8 445	8 867	9 266	9 683
Filming for non-commercial use	Per Day	3 167	3 325	3 475	3 631



SCHEDULE OF CHARGES FOR RECREATION FACILITIES REGION E					
COMMUNITY DEVELOPMENT SPORT AND RECREATION					
		2021-22	2022-23	2023-24	2024-25
		ZAR	ZAR	ZAR	ZAR
<b>PATERSON PARK RECREATION CENTRE</b>					
<b>MAIN HALL</b>					
Hiring Fee - Community (Including Kitchen & Deck)	Per Day	5 486	5 760	6 020	6 291
Hire Fee - Corporate Function (Including Kitchen & Deck)	Per Day	7 681	8 065	8 428	8 807
Group Fee	Per Hour	167	175	183	191
<b>DANCING STUDIO</b>					
Group Fee	Per Hour	94	99	103	108
<b>BOARDROOM</b>					
Hiring Fee (Meetings/Workshops)	Per Hour	209	219	229	239
Group Fee	Per Hour	63	66	69	72
<b>ACTIVITY ROOM</b>					
Hiring Fee	Per Hour	73	77	80	84
<b>OUTSIDE AMPHITHEATRE</b>					
Hiring Fee (Community Based)	Per Hour	83	88	92	96
Hiring Fee (Professional)	Per Hour	313	329	343	359
Filming for commercial use	Per Day	8 445	8 867	9 266	9 683
Filming for non-commercial use	Per Day	3 167	3 325	3 475	3 631

SCHEDULE OF CHARGES FOR RECREATION FACILITIES REGION E					
COMMUNITY DEVELOPMENT SPORT AND RECREATION					
		2021-22	2022-23	2023-24	2024-25
		ZAR	ZAR	ZAR	ZAR
FIELD AND STUDY RECREATION CENTRE					
<b>MAIN HALL</b>					
Hiring Fee	Per Day	3 257	3 420	3 574	3 735
Group fee	Per Hour	203	213	222	232
<b>LAPA</b>					
Hiring Fee	Per Day	2 930	3 076	3 215	3 360
Group fee	Per Hour	170	179	187	195
<b>LAPA 2</b>					
Childrens Party	Per Session	1 053	1 106	1 155	1 207
<b>ROOM 1</b>					
Hiring Fee	Per Day	1 184	1 243	1 299	1 357
Group Fee	Per Hour	98	103	108	112
<b>ROOM 2</b>					
Hiring Fee	Per Day	1 629	1 710	1 787	1 867
Group Fee	Per Hour	111	117	122	127
<b>ROOM 3</b>					
Hiring Fee	Per Day	1 982	2 081	2 174	2 272
Group Fee	Per Hour	131	137	144	150
<b>Kitchen Fee</b>					
Kitchen Fee	Per Hour	203	213	223	233
Group fee	Per Hour	125	131	137	143
<b>STUDIO 1</b>					
Hiring Fee	Per Day	2 819	2 960	3 093	3 232
Group Per Hour	Per Hour	157	165	172	180
<b>STUDIO 2</b>					
Hiring Fee Per Day	Per Day	1 249	1 312	1 371	1 432
Group Per Hour	Per Hour	98	103	108	112
<b>STUDIO 3</b>					
Hiring Fee	Per Day	1 949	2 046	2 139	2 235
Group Fee	Per Hour	111	117	122	127


<b>GARDEN AREA</b>					
Private Use	Per Session	1 105	1 161	1 213	1 267
Corporate Use	Per Day	3 316	3 482	3 638	3 802
<b>OTHER GROUPS</b>					
Art Kim additional classes	Per Month	4 322	4 539	4 743	4 956
Bridge	Per Month	858	901	941	984
Homekeepers	per course	831	872	911	952
Montessori Pre School	Per Month	8 744	9 181	9 595	10 026
Sewing - domestic course	Per Month	2 315	2 431	2 540	2 655
Art Workshops	Per Workshop	3 793	3 983	4 162	4 349
Filming for commercial use	Per Day	8 445	8 867	9 266	9 683
Filming for non-commercial use	Per Day	3 167	3 325	3 475	3 631
<b>SCHEDULE OF CHARGES FOR RECREATION FACILITIES REGION E</b>					
<b>COMMUNITY DEVELOPMENT SPORT AND RECREATION</b>					
		<b>2021-22</b>	<b>2022-23</b>	<b>2023-24</b>	<b>2024-25</b>
		<b>ZAR</b>	<b>ZAR</b>	<b>ZAR</b>	<b>ZAR</b>
<b>MARLBORO HALL</b>					
Hall Hire Per Day	Per Day	2 485	2 610	2 727	2 850
Group Free	Per Hour	118	124	129	135
STUDIO	Per Day	1 049	1 101	1 151	1 203
Group Free	Per Hour	81	85	89	93
Side Room 1	Per Hour	66	69	72	75
Group Free	Per Hour	33	35	36	38
LAPA AREA	Per Day	1 047	1 099	1 149	1 200
Outside Cooking Area (extra fees)	Per Day	1 097	1 152	1 204	1 258
Filming for commercial use	Per Day	8 445	8 867	9 266	9 683
Filming for non-commercial use	Per Day	3 167	3 325	3 475	3 631



SCHEDULE OF CHARGES FOR RECREATION FACILITIES REGION E					
COMMUNITY DEVELOPMENT SPORT AND RECREATION					
		2021-22	2022-23	2023-24	2024-25
		ZAR	ZAR	ZAR	ZAR
BEZ VALLEY CARAVAN PARK					
Caravan Park					
Week Days					
Per stand (2 persons per caravan)	Per Day	97	102	106	111
Extra per person	Per Day	26	27	29	30
Weekends					
Per Stand 2 persons per caravan	Per Day	115	121	126	132
Extra per person	Per Day	39	41	43	45
LAPA					
50 People or less	Per Day	415	435	455	476
51 - 150	Per Day	922	968	1 011	1 057
151-300	Per Day	1 381	1 450	1 516	1 584
300 - 500	Per Day	1 739	1 826	1 908	1 994
Corporate Fee 2 x Venue Hire					
Filming for commercial use	Per Day	8 445	8 867	9 266	9 683
Filming for non-commercial use	Per Day	3 167	3 325	3 475	3 631
SCHEDULE OF CHARGES FOR RECREATION FACILITIES REGION E					
COMMUNITY DEVELOPMENT SPORT AND RECREATION					
		2021-22	2022-23	2023-24	2024-25
		ZAR	ZAR	ZAR	ZAR
ATREC SPORT COMPLEX					
HALL Hire	Per Day	1 682	1 766	1 845	1 928
Group Free	Per Hour	91	95	100	104
KITCHEN	Per Day	648	680	711	743
DINING HALL	Per Day	1 296	1 361	1 422	1 486
STUDIO 1 & 2 (new)					
Hiring Fee	Per Day	732	769	803	839
Group Fee	Per Hour	37	38	40	42
GROUND HIRE	Per Function	1 684	1 769	1 848	1 931
Filming for commercial use	Per Day	8 445	8 867	9 266	9 683
Filming for non-commercial use	Per Day	3 167	3 325	3 475	3 631


SCHEDULE OF CHARGES FOR RECREATION FACILITIES REGION E					
COMMUNITY DEVELOPMENT SPORT AND RECREATION					
		2021-22	2022-23	2023-24	2024-25
		ZAR	ZAR	ZAR	ZAR
EASTBANK HALL					
Hall Hire	Per Day	2 485	2 610	2 727	2 850
Group Fee	Per Hour	115	121	126	132
Filming for commercial use	Per Day	8 445	8 867	9 266	9 683
Filming for non-commercial use	Per Day	3 167	3 325	3 475	3 631
SCHEDULE OF CHARGES FOR RECREATION FACILITIES REGION E					
COMMUNITY DEVELOPMENT SPORT AND RECREATION					
		2021-22	2022-23	2023-24	2024-25
		ZAR	ZAR	ZAR	ZAR
KLIPFONTEIN VIEW MULTIPURPOSE CENTRE					
HALL HIRE					
KOPANONG					
Hiring fee	Per Day	2 486	2 610	2 727	2 850
Group fee	Per Hour	55	58	60	63
OUTDOOR PARK					
Hiring fee	Per Day	875	919	960	1 004
Filming for commercial use	Per Day	8 445	8 867	9 266	9 683
Filming for non-commercial use	Per Day	3 167	3 325	3 475	3 631


	SCHEDULE OF CHARGES FOR RECREATION FACILITIES REGION F					
	COMMUNITY DEVELOPMENT SPORT AND RECREATION					
		2021-22	2022-23	2023-24	2024-25	
		ZAR	ZAR	ZAR	ZAR	
	CROWN GARDENS REC CENTRE					
	HALL HIRE					
	Protea Hall	Per Day	2 278	2 392	2 500	2 612
	Blue Room	Per Day	638	670	701	732
	TV Room	Per Day	888	932	974	1 018
	Pre-Fab Room	Per Day	638	670	701	732
	Kitchen	Per Day	507	533	557	582
	Group Activities					
	Protea Hall	Per Hour	38	40	42	44
	Blue Room	Per Hour	11	11	12	13
	TV Room	Per Hour	15	15	16	17
	Pre-Fab Room	Per Hour	11	11	12	13
	Sport Activities					
	Courts	Per Hour	22	23	24	25
	Lights on courts	Per Hour	31	32	34	35
	Filming for commercial use	Per Day	8 445	8 867	9 266	9 683
	Filming for non-commercial use	Per Day	3 167	3 325	3 475	3 631
	SCHEDULE OF CHARGES FOR RECREATION FACILITIES REGION F					
	COMMUNITY DEVELOPMENT SPORT AND RECREATION					
		2021-22	2022-23	2023-24	2024-25	
		ZAR	ZAR	ZAR	ZAR	
	KLIPIRIVIERSBERG REC CENTRE					
	HALL HIRE					
	Kiepersol A or B	Per Day	6 715	7 051	7 368	7 700
	Kiepersol A+B	Per Day	13 215	13 876	14 500	15 153
	Tamboe	Per Day	4 071	4 275	4 467	4 668
	Geelhout	Per Day	3 032	3 183	3 327	3 476
	Lala Palm	Per Day	1 395	1 465	1 531	1 599
	Strelitzia	Per Day	1 340	1 408	1 471	1 537
	Pyramid	Per Day	2 874	3 017	3 153	3 295
	Boardroom	Per Day	455	478	499	522
	Centres Recreation Groups	Per Hour	66	69	72	75
	Rental (School)	Per Month	3 943	4 140	4 326	4 521
	Field Area Outside Lala Palm	Per Day	13 578	14 257	14 898	15 569
	Filming for commercial use	Per Day	8 445	8 867	9 266	9 683
	Filming for non-commercial use	Per Day	3 167	3 325	3 475	3 631






	SCHEDULE OF CHARGES FOR RECREATION FACILITIES REGION F					
	COMMUNITY DEVELOPMENT SPORT AND RECREATION					
		2021-22	2022-23	2023-24	2024-25	
		ZAR	ZAR	ZAR	ZAR	
	SOUTHERN SUBURBS					
	HALL HIRE					
	Main Hall 540sqm (200 -230 people)	Per Day	2 967	3 115	3 255	3 402
	Oak Room 143sqm (70 - 100 people)	Per Day	1 950	2 047	2 140	2 236
	Glasshouse 160sqm (90 - 120 people)	Per Day	1 843	1 935	2 022	2 113
	Blue Room 90sqm	Per Day	975	1 024	1 070	1 118
	Recreational Groups					
	Main Hall	Per Hour	44	46	48	50
	Blue Room	Per Hour	29	31	32	34
	Oak Room	Per Hour	44	46	48	50
	Glass Room	Per Hour	44	46	48	50
	Dancing	Per Hour	44	46	48	50
	Karate	Per Hour	44	46	48	50
	Yoga	Per Hour	30	31	33	34
	Scarletics	Per Hour	50	53	55	57
	Aerobics	Per Hour	22	23	24	25
	Judo	Per Hour	30	31	33	34
	Pigeons	Per Season	1 641	1 723	1 801	1 882
	Rentals					
	Box Office	Per Month	2 743	2 880	3 010	3 145
	Soccer Fields					
	Casual Use	Per Game	435	456	477	498
	Cricket Field - Lower	Per Game	759	797	833	871
	Cricket Field - Upper	Per Game	650	682	713	745
	Filming for commercial use	Per Day	8 445	8 867	9 266	9 683
	Filming for non-commercial use	Per Day	3 167	3 325	3 475	3 631


SCHEDULE OF CHARGES FOR RECREATION FACILITIES REGION F					
	COMMUNITY DEVELOPMENT SPORT AND RECREATION				
		2021-22	2022-23	2023-24	2024-25
		ZAR	ZAR	ZAR	ZAR
SOUTH RAND RECREATION CENTRE					
HALL HIRE					
Jupiter	Per Day	2 057	2 160	2 257	2 359
Neptune	Per Day	1 546	1 623	1 697	1 773
Neptune including Lapa Area for fuctions	Per Day	1 843	1 935	2 022	2 113
Venus	Per Day	298	313	327	342
Lapa area with braai facility	Per Day	500	525	549	574
Group Activities					
Aerobics / Taebo	Per Hour	24	25	26	27
Boxing	Per Hour	27	29	30	31
Karate	Per Hour	42	44	46	48
Trampoline	Per Hour	42	44	46	48
Dancing	Per Hour	42	44	46	48
Angling Club	Per Hour	75	78	82	86
SASFA	Per Hour	20	21	22	23
Court Usage (Netball\Basketball)	Per Hour	22	24	25	26
Pigeon Club	Per Season	1 637	1 719	1 796	1 877
Open area					
Per Day	Per Day	218	229	240	250
Per Day with electricity	Per Day	324	340	355	371
Gymnasium: Fees per person (Per Month)					
Adults	Per Month	122	128	134	140
Children 18 and under	Per Month	64	67	70	73
Senior Citizens and PWD's	Per Month	64	67	70	73
Filming for commercial use	Per Day	8 445	8 867	9 266	9 683
Filming for non-commercial use	Per Day	3 167	3 325	3 475	3 631
SCHEDULE OF CHARGES FOR RECREATION FACILITIES REGION F					
	COMMUNITY DEVELOPMENT SPORT AND RECREATION				
		2021-22	2022-23	2023-24	2024-25
		ZAR	ZAR	ZAR	ZAR
MONDEOR REC CENTRE					
HALL RENTAL					
Main Hall	Per Day	2 057	2 160	2 257	2 359
Groups	Per Hour	83	88	92	96
Moth Hall		649	682	713	745
Groups	Per Hour	47	49	51	54
Filming for commercial use	Per Day	8 445	8 867	9 266	9 683
Filming for non-commercial use	Per Day	3 167	3 325	3 475	3 631



	<b>SCHEDULE OF CHARGES FOR RECREATION FACILITIES REGION F</b>				
	<b>COMMUNITY DEVELOPMENT SPORT AND RECREATION</b>				
		<b>2021-22</b>	<b>2022-23</b>	<b>2023-24</b>	<b>2024-25</b>
		<b>ZAR</b>	<b>ZAR</b>	<b>ZAR</b>	<b>ZAR</b>
	<b>BERTHA SOLOMONS REC CENTRE</b>				
	<b>Main Hall</b>				
	Hiring fee	Per Day	1 470	1 543	1 613
	<b>Small Hall</b>				
	Hiring fee	Per Day	988	1 037	1 084
	<b>Rooms</b>				
	<b>Boardroom</b>				
	Hiring fee	Per Day	493	517	541
	<b>Sewing Room</b>				
	Hiring fee	Per Day	493	517	541
	<b>Croztech Room</b>				
	Hiring fee	Per Day	493	517	541
	Filming for commercial use	Per Day	8 445	8 867	9 266
	Filming for non-commercial use	Per Day	3 167	3 325	3 475


	SCHEDULE OF CHARGES FOR RECREATION FACILITIES REGION F				
	COMMUNITY DEVELOPMENT SPORT AND RECREATION				
		2021-22	2022-23	2023-24	2024-25
		ZAR	ZAR	ZAR	ZAR
	BRAAMFONTEIN REC CENTRE				
	<b>Alec Gorshel Complete</b>				
	Hiring fee	Per Day	13 179	13 838	14 460
	Institutions with Special tariff	Per Day	11 261	11 824	12 357
	<b>Alec Gorshel Big</b>				
	Hiring fee	Per Day	11 858	12 451	13 011
	<b>Alec Gorshel Small</b>				
	Hiring fee	Per Day	10 690	11 225	11 730
	Institutions with Special tariff	Per Day	9 579	10 058	10 510
	<b>Rooms</b>				
	<b>Scorpio</b>				
	Hiring fee	Per Day	2 516	2 641	2 760
	Institution with Special tariff	Per Day	2 281	2 395	2 503
	<b>Germini</b>				
	Hiring Fee	Per Day	2 092	2 196	2 295
	Institution with Special tariff	Per Day	1 883	1 977	2 066
	<b>Leo</b>				
	Hiring fee	Per Day	2 092	2 196	2 295
	Institution with Special tariff	Per Day	1 883	1 977	2 066
	<b>Leo and Gemini</b>				
	Hiring fee	Per Day	3 964	4 162	4 349
	Institution with Special tariff	Per Day	3 588	3 767	3 937
	<b>Karate</b>				
	Hiring fee	Per Day	1 519	1 595	1 667
	Institutions with Special tariff	Per Day	1 370	1 438	1 503
	<b>Squash</b>				
	Hiring fee	Per Day	715	751	784
	Institutions with Special tariff	Per Day	642	674	705
	<b>Kitchen</b>				
	Hiring fee	Per Day	900	945	988
	<b>Squash</b>				
	Daily Fee	Per Day	38	40	42
	Filming for commercial use	Per Day	8 445	8 867	9 266
	Filming for non-commercial use	Per Day	3 167	3 325	3 475

	<b>SCHEDULE OF CHARGES FOR RECREATION FACILITIES REGION F</b>				
	<b>COMMUNITY DEVELOPMENT SPORT AND RECREATION</b>				
		<b>2021-22</b>	<b>2022-23</b>	<b>2023-24</b>	<b>2024-25</b>
		<b>ZAR</b>	<b>ZAR</b>	<b>ZAR</b>	<b>ZAR</b>
	<b>HILLBROW RECREATION CENTRE</b>				
	<b>Main Hall</b>				
	Hiring fee	Per Day	1 361	1 429	1 493
	<b>Side Hall</b>				
	Junior Room	Per Day	549	576	602
	Lounge Room	Per Day	772	811	848
	Creche Room (Weekend Hire)	Per Day	772	811	848
	Art Room	Per Day	549	576	602
	Group Per Hour	Per Hour	116	122	127
	Creche Rental	Per Month	2 500	2 625	2 743
	Filming for commercial use	Per Day	8 445	8 867	9 266
	Filming for non-commercial use	Per Day	3 167	3 325	3 475
	<b>SCHEDULE OF CHARGES FOR RECREATION FACILITIES REGION F</b>				
	<b>COMMUNITY DEVELOPMENT SPORT AND RECREATION</b>				
		<b>2021-22</b>	<b>2022-23</b>	<b>2023-24</b>	<b>2024-25</b>
		<b>ZAR</b>	<b>ZAR</b>	<b>ZAR</b>	<b>ZAR</b>
	<b>GROSVENOR RECREATION CENTRE</b>				
	<b>Hall Hire</b>				
	Whale Hall	Per Day	3 405	3 575	3 736
	Dolphin Hall	Per Day	1 704	1 790	1 870
	Activity Room 1	Per Day	266	279	291
	Activity Room 2	Per Day	266	279	291
	<b>Conferences / Meetings</b>				
	Whale Hall Full House	Per Day	3 228	3 389	3 542
	Dolphine Hall	Per Day	1 616	1 696	1 773
	<b>SPORT ACTIVITIES</b>				
	Tennis Courts	Per Session	615	646	675
	Aerobics	Per Hour	22	23	24
	<b>DESCRIPTION</b>				
	Group Activities	Per Month	549	576	602
	Filming for commercial use	Per Day	8 445	8 867	9 266
	Filming for non-commercial use	Per Day	3 167	3 325	3 475

	SCHEDULE OF CHARGES FOR RECREATION FACILITIES REGION F					
	COMMUNITY DEVELOPMENT SPORT AND RECREATION					
			2021-22	2022-23	2023-24	2024-25
			ZAR	ZAR	ZAR	ZAR
	HOFLAND PARK REC CENTRE					
	Main Hall					
	Hiring fee	Per Day	939	986	1 030	1 076
	Groups	Per Hour	110	115	120	126
	Side Hall					
	Hiring fee	Per Day	493	517	541	565
	Room 1					
	Hiring fee	Per Day	227	239	249	261
	Groups	Per Hour	35	36	38	40
	Filming for commercial use	Per Day	8 445	8 867	9 266	9 683
	Filming for non-commercial use	Per Day	3 167	3 325	3 475	3 631

	SCHEDULE OF CHARGES FOR RECREATION FACILITIES REGION F					
	COMMUNITY DEVELOPMENT SPORT AND RECREATION					
			2021-22	2022-23	2023-24	2024-25
			ZAR	ZAR	ZAR	ZAR
	MAURICE FREEMAN REC CENTRE					
	Main Hall					
	Hiring fee	Per Day	862	905	946	989
	Group Fees	Per Hour	156	164	172	179
	Side Hall					
	Hiring fee	Per Day	493	517	541	565
	Room 1					
	Hiring fee	Per Day	227			
	Kitchen	Per Day	207	218	228	238
	Filming for commercial use	Per Day	8 445	8 867	9 266	9 683
	Filming for non-commercial use	Per Day	3 167	3 325	3 475	3 631

	SCHEDULE OF CHARGES FOR RECREATION FACILITIES REGION F					
	COMMUNITY DEVELOPMENT SPORT AND RECREATION					
			2021-22	2022-23	2023-24	2024-25
			ZAR	ZAR	ZAR	ZAR
	YEOVILLE RECREATION CENTRE					
	HALL RENTAL					
	Main Hall	Per Hour	192	202	211	220
	Gold Room	Per Hour	173	181	190	198
	Yellow Room	Per Hour	172	181	189	198
	Silver Room	Per Hour	87	92	96	100
	Blue Room	Per Hour	58	61	64	67
	Green Room	Per Hour	58	61	64	67
	GROUP FEES					
	Aerobics	Per Hour	23	24	25	27
	Creche Rental	Per Month	1 500	1 575	1 646	1 720
	Filming for commercial use	Per Day	8 445	8 867	9 266	9 683
	Filming for non-commercial use	Per Day	3 167	3 325	3 475	3 631
	SCHEDULE OF CHARGES FOR RECREATION FACILITIES REGION F					
	COMMUNITY DEVELOPMENT SPORT AND RECREATION					
			2021-22	2022-23	2023-24	2024-25
			ZAR	ZAR	ZAR	ZAR
	JAN HOFMEYR RECREATION					
	HALL HIRE					
	Main Hall					
	Hiring fee	Per Day	1 206	1 266	1 323	1 383
	Stoop area	Per Day	174	183	191	200
	ACTIVITY ROOMS					
	Room 1	Per Hour	144	151	158	165
	GROUP FEES:					
	Art	Per Month	266	280	292	305
	Aerobics	Per Hour	23	24	25	27
	Filming for commercial use	Per Day	8 445	8 867	9 266	9 683
	Filming for non-commercial use	Per Day	3 167	3 325	3 475	3 631

	SCHEDULE OF CHARGES FOR RECREATION FACILITIES REGION F					
	<b>COMMUNITY DEVELOPMENT SPORT AND RECREATION</b>					
			<b>2021-22</b>	<b>2022-23</b>	<b>2023-24</b>	<b>2024-25</b>
			<b>ZAR</b>	<b>ZAR</b>	<b>ZAR</b>	<b>ZAR</b>
	<b>BRIXTON MULTIPURPOSE (NEW)</b>					
	<b>HALL HIRE</b>					
	<i>Main Hall</i>					
	Hire Fee - Community	Per Day	3 903	4 098	4 283	4 475
	Hire Fee - Community	Per Day	7 903	8 298	8 672	9 062
	<i>1/2 of Main Hall</i>					
	Hire Fee - Community	Per Day	1 951	2 049	2 141	2 237
	Hire Fee - Community	Per Day	3 903	4 098	4 283	4 475
	<i>Auditorium</i>					
	Hire Fee - Community	Per Day	2 000	2 100	2 195	2 293
	Hire Fee - Community	Per Day	4 000	4 200	4 389	4 587
	<i>Boardroom</i>					
	Hire Fee - Community	Per Day	436	458	478	500
	Hire Fee - Community	Per Day	872	916	957	1 000
	<i>Art Room</i>					
	Hire Fee - Community	Per Day	218	229	239	250
	Hire Fee - Community	Per Day	436	458	478	500
	<i>Activity Room</i>					
	Hire Fee - Community	Per Day	472	496	518	541
	Hire Fee - Community	Per Day	944	991	1 036	1 082
	<i>Dance Room</i>					
	Hire Fee - Community	Per Day	472	496	518	541
	Hire Fee - Community	Per Day	944	991	1 036	1 082
	<i>1/2 of Dance Room</i>					
	Hire Fee - Community	Per Day	236	248	259	271
	Hire Fee - Community	Per Day	472	496	518	541
	<i>Discussion Room</i>					
	Hire Fee - Community	Per Day	218	229	239	250
	Hire Fee - Community	Per Day	436	458	478	500
	<i>Main Kitchen</i>					
	Hire Fee - Community	Per Day	2 500	2 625	2 743	2 867
	Hire Fee - Commercial	Per Day	5 000	5 250	5 486	5 733
	<i>Satellite Kitchen</i>					
	Hire Fee - Community	Per Day	842	884	924	965
	Hire Fee - Commercial	Per Day	1 684	1 768	1 848	1 931
	<i>Kiosk</i>					
	Hire Fee - Community	Per Day	248	260	272	284
	Hire Fee - Commercial	Per Day	497	522	545	570
	<i>Indoor Multipurpose Court</i>					
	Hire Fee - Community	Per Day	6 335	6 652	6 951	7 264
	Hire Fee - Commercial	Per Day	12 670	13 304	13 902	14 528
	Filming for commercial use	Per Day	8 445	8 867	9 266	9 683
	Filming for non-commercial use	Per Day	3 167	3 325	3 475	3 631



SCHEDULE OF CHARGES FOR RECREATION FACILITIES REGION G					
COMMUNITY DEVELOPMENT SPORT AND RECREATION					
		2021-22	2022-23	2023-24	2024-25
		ZAR	ZAR	ZAR	ZAR
ENNERDALE EXT. 9 COMMUNITY CENTRE					
<b>Main Hall</b>					
Hire fee	Per Day	1 097	1 152	1 204	1 258
<b>GROUP ACTIVITIES</b>					
Large	Per Month	329	346	361	377
Medium	Per Month	219	230	241	252
Small	Per Month	110	115	120	126
Filming for commercial use	Per Day	8 445	8 867	9 266	9 683
Filming for non-commercial use	Per Day	3 167	3 325	3 475	3 631

SCHEDULE OF CHARGES FOR RECREATION FACILITIES REGION G					
COMMUNITY DEVELOPMENT SPORT AND RECREATION					
		2021-22	2022-23	2023-24	2024-25
		ZAR	ZAR	ZAR	ZAR
ENNERDALE EXT. 1 COMMUNITY CENTRE					
<b>Main Hall</b>					
Hiring fee		1 270	1 333	1 393	1 456
<b>GROUP ACTIVITIES</b>					
Large	Per Month	329	346	361	377
Medium	Per Month	219	230	241	252
Small	Per Month	110	115	120	126
Filming for commercial use	Per Day	8 445	8 867	9 266	9 683
Filming for non-commercial use	Per Day	3 167	3 325	3 475	3 631
SCHEDULE OF CHARGES FOR RECREATION FACILITIES REGION G					
COMMUNITY DEVELOPMENT SPORT AND RECREATION					
		2021-22	2022-23	2023-24	2024-25
		ZAR	ZAR	ZAR	ZAR
ORANGE FARM EXT. 1 RECREATION CENTRE					
<b>Main Hall</b>					
Hire fee	Per Day	328	345	360	376
<b>GROUP ACTIVITIES</b>					
Large	Per Month	329	346	361	377
Medium	Per Month	219	230	241	252
Small	Per Month	110	115	120	126
Filming for commercial use	Per Day	8 445	8 867	9 266	9 683
Filming for non-commercial use	Per Day	3 167	3 325	3 475	3 631

SCHEDULE OF CHARGES FOR RECREATION FACILITIES REGION G					
COMMUNITY DEVELOPMENT SPORT AND RECREATION					
		2021-22	2022-23	2023-24	2024-25
		ZAR	ZAR	ZAR	ZAR
ORANGE FARM EXT. 2 RECREATION CENTRE					
<b>Main Hall</b>					
Hire fee	Per Day	384	403	421	440
<b>GROUP ACTIVITIES</b>					
Large	Per Month	329	346	361	377
Medium	Per Month	219	230	241	252
Small	Per Month	110	115	120	126
Filming for commercial use	Per Day	8 445	8 867	9 266	9 683
Filming for non-commercial use	Per Day	3 167	3 325	3 475	3 631
SCHEDULE OF CHARGES FOR RECREATION FACILITIES REGION G					
COMMUNITY DEVELOPMENT SPORT AND RECREATION					
		2021-22	2022-23	2023-24	2024-25
		ZAR	ZAR	ZAR	ZAR
POORTJIE COMMUNITY CENTRE (OLD FACILITY)					
<b>HALL HIRE:</b>					
Hire fee	Per Day	328	345	360	376
<b>GROUP ACTIVITIES</b>					
Large	Per Month	329	346	361	377
Medium	Per Month	219	230	241	252
Small	Per Month	110	115	120	126
Filming for commercial use	Per Day	8 445	8 867	9 266	9 683
Filming for non-commercial use	Per Day	3 167	3 325	3 475	3 631

SCHEDULE OF CHARGES FOR RECREATION FACILITIES REGION G					
COMMUNITY DEVELOPMENT SPORT AND RECREATION					
		2021-22	2022-23	2023-24	2024-25
		ZAR	ZAR	ZAR	ZAR
LENASIA SOUTH CIVIC CENTRE					
<b>HALL HIRE</b>					
<b>Main Hall</b>					
Hire fee	Per Day	2 743	2 880	3 010	3 145
<b>BOARD ROOM</b>					
Hire fee	Per Day	713	749	783	818
<b>SMALL HALL</b>					
Hire fee	Per Day	1 646	1 728	1 806	1 887
Kitchen	Per Day	768	806	843	881
<b>GROUP ACTIVITIES</b>					
Large	Per Month	329	346	361	377
Medium	Per Month	219	230	241	252
Small	Per Month	110	115	120	126
Filming for commercial use	Per Day	8 445	8 867	9 266	9 683
Filming for non-commercial use	Per Day	3 167	3 325	3 475	3 631

SCHEDULE OF CHARGES FOR RECREATION FACILITIES REGION G					
COMMUNITY DEVELOPMENT SPORT AND RECREATION					
		2021-22	2022-23	2023-24	2024-25
		ZAR	ZAR	ZAR	ZAR
ZAKARIYA PARK COMMUNITY CENTRE					
HALL HIRE					
Main Hall					
Hire fee	Per Day	768	806	843	881
Small Hall	Per Day	603	634	662	692
GROUP ACTIVITIES					
Large	Per Month	329	346	361	377
Medium	Per Month	219	230	241	252
Small	Per Month	110	115	120	126
Filming for commercial use	Per Day	8 445	8 867	9 266	9 683
Filming for non-commercial use	Per Day	3 167	3 325	3 475	3 631
SCHEDULE OF CHARGES FOR RECREATION FACILITIES REGION G					
COMMUNITY DEVELOPMENT SPORT AND RECREATION					
		2021-22	2022-23	2023-24	2024-25
		ZAR	ZAR	ZAR	ZAR
LENASIA CIVIC CENTRE					
HALL HIRE					
Main Hall					
Hire fee	Per Day	1 756	1 844	1 927	2 014
Small Hall					
Hire fee	Per Day	549	576	602	629
BOARD ROOM	Per Day	384	403	421	440
GROUP ACTIVITIES					
Large	Per Month	329	346	361	377
Medium	Per Month	219	230	241	252
Small	Per Month	110	115	120	126
Filming for commercial use	Per Day	8 445	8 867	9 266	9 683
Filming for non-commercial use	Per Day	3 167	3 325	3 475	3 631


SCHEDULE OF CHARGES FOR RECREATION FACILITIES REGION G					
COMMUNITY DEVELOPMENT SPORT AND RECREATION					
		2021-22	2022-23	2023-24	2024-25
		ZAR	ZAR	ZAR	ZAR
LENASIA EXT. 7 RECREATION CENTRE					
HALL HIRE					
Main Hall					
Hire fee	Per Day	768	806	843	881
Wendy House	Per Month	658	691	722	755
Pre-School					
	Per Month	2 194	2 304	2 408	2 516
GROUP ACTIVITIES					
Large	Per Month	329	346	361	377
Medium	Per Month	219	230	241	252
Small	Per Month	110	115	120	126
Filming for commercial use	Per Day	8 445	8 867	9 266	9 683
Filming for non-commercial use	Per Day	3 167	3 325	3 475	3 631
SCHEDULE OF CHARGES FOR RECREATION FACILITIES REGION G					
COMMUNITY DEVELOPMENT SPORT AND RECREATION					
		2021-22	2022-23	2023-24	2024-25
		ZAR	ZAR	ZAR	ZAR
LENASIA EXT. 3 RECREATION CENTRE					
Main Hall					
Hire fee	Per Day	878	922	963	1 006
Pre-School	Per Day	2 194	2 304	2 408	2 516
GROUP ACTIVITIES					
Large	Per Month	329	346	361	377
Medium	Per Month	219	230	241	252
Small	Per Month	110	115	120	126
Filming for commercial use	Per Day	8 445	8 867	9 266	9 683
Filming for non-commercial use	Per Day	3 167	3 325	3 475	3 631


SCHEDULE OF CHARGES FOR RECREATION FACILITIES REGION G					
COMMUNITY DEVELOPMENT SPORT AND RECREATION					
		2021-22	2022-23	2023-24	2024-25
		ZAR	ZAR	ZAR	ZAR
ORANGE FARM, FINETOWN AND POORTJIE MULTIPURPOSE COMMUNITY CENTRES					
HALL HIRE					
Hire fee	Per Day	970	1 018	1 064	1 112
BOARD ROOM:					
Boardroom Hire fee	Per Day	346	364	380	397
GROUP ACTIVITIES					
Large	Per Month	329	346	361	377
Medium	Per Month	219	230	241	252
Small	Per Month	110	115	120	126
Filming for commercial use	Per Day	8 445	8 867	9 266	9 683
Filming for non-commercial use	Per Day	3 167	3 325	3 475	3 631
SCHEDULE OF CHARGES FOR RECREATION FACILITIES REGION G					
COMMUNITY DEVELOPMENT SPORT AND RECREATION					
		2021-22	2022-23	2023-24	2024-25
		ZAR	ZAR	ZAR	ZAR
DON MATEMAN COMMUNITY CENTRE					
HALL HIRE					
Hire fee	Per Day	1 636	1 717	1 795	1 875
Kitchen	Per Day	252	265	277	289
GROUP ACTIVITIES					
Large	Per Month	329	346	361	377
Medium	Per Month	219	230	241	252
Small	Per Month	110	115	120	126
Filming for commercial use	Per Day	8 445	8 867	9 266	9 683
Filming for non-commercial use	Per Day	3 167	3 325	3 475	3 631


SCHEDULE OF CHARGES FOR RECREATION FACILITIES REGION G					
COMMUNITY DEVELOPMENT SPORT AND RECREATION					
		2021-22	2022-23	2023-24	2024-25
		ZAR	ZAR	ZAR	ZAR
J.D. OPPERMAN RECREATION CENTRE					
HALL HIRE					
Hire fee	Per Day	878	922	963	1 006
Small Hall	Per Day	439	461	482	503
GROUP ACTIVITIES					
Large	Per Month	329	346	361	377
Medium	Per Month	219	230	241	252
Small	Per Month	110	115	120	126
Filming for commercial use	Per Day	8 445	8 867	9 266	9 683
Filming for non-commercial use	Per Day	3 167	3 325	3 475	3 631
SCHEDULE OF CHARGES FOR RECREATION FACILITIES REGION G					
COMMUNITY DEVELOPMENT SPORT AND RECREATION					
		2021-22	2022-23	2023-24	2024-25
		ZAR	ZAR	ZAR	ZAR
ALBERTUS POP RECREATION					
HALL HIRE					
Hire Fee	Per Day	878	922	963	1 006
Small Hall	Per Day	439	461	482	503
RENTALS Per Month:					
Chreche fees Per Month	Per Month	1 558	1 636	1 710	1 787
GROUP ACTIVITIES					
Large	Per Month	329	346	361	377
Medium	Per Month	219	230	241	252
Small	Per Month	110	115	120	126
Filming for commercial use	Per Day	8 445	8 867	9 266	9 683
Filming for non-commercial use	Per Day	3 167	3 325	3 475	3 631





SCHEDULE OF CHARGES FOR RECREATION FACILITIES REGION G					
COMMUNITY DEVELOPMENT SPORT AND RECREATION					
		2021-22	2022-23	2023-24	2024-25
		ZAR	ZAR	ZAR	ZAR
LENASIA EXT 9 BUT HUT					
Hall Hire	Per Day	274	288	301	315
<b>GROUP ACTIVITIES</b>					
Large	Per Month	329	346	361	377
Medium	Per Month	219	230	241	252
Small	Per Month	110	115	120	126
Filming for commercial use	Per Day	8 445	8 867	9 266	9 683
Filming for non-commercial use	Per Day	3 167	3 325	3 475	3 631


	 <b>COMMUNITY DEVELOPMENT SPORT AND RECREATION SPORT FACILITIES</b>
	<b><u>DEFINITION AND CATEGORIES OF SPORTS FACILITIES</u></b>
	<b><u>CATEGORY A</u></b>
	Stadium
	National facility should be able to host National level competitions and tournaments, and depending on International Governing Body specifications, also host international events.
	<b><u>CATEGORY B</u></b>
	Community Stadiums
	Hosts community sport events including school tournaments and competitive sport
	<b><u>CATEGORY C</u></b>
	Sport Complex
	Multi sport facility that can host multiple activities. It is usually fenced and may consist of several courts, playing field/s, club house and ablution blocks.
	<b><u>CATEGORY D</u></b>
	Indoor sport facility/Arena
	The indoor facilities must also be multi-use, and provide reasonable seating, and a play surface that is appropriate for multiple activities and marked accordingly. The playing area should have a minimum clearance of 2 metres on all sides. The facility must have male and female ablutions with at least one
	<b><u>CATEGORY E1</u></b>
	Single use outdoor facilities
	Facilities meant for a specific code such as golf, cricket and so on, Such facilities are fenced, have a clubhouse and a playing field.
	<b><u>CATEGORY E2</u></b>
	Stand alone
	Netball courts, tennis courts and basketball courts which may be fenced with/without ablution facilities
	<b><u>CATEGORY F</u></b>
	Open fields
	Grassed / Non-grassed fields. Most instances managed by Clubs / LFAs


	<b>SCHEDULE OF CHARGES FOR SPORT FACILITIES</b> <b>ALL REGIONS</b> <b>CATEGORY A</b>				
	<b>COMMUNITY DEVELOPMENT</b> <b>SPORT AND RECREATION</b>				
		<b>2021-22</b>	<b>2022-23</b>	<b>2023-24</b>	<b>2024-25</b>
		<b>ZAR</b>	<b>ZAR</b>	<b>ZAR</b>	<b>ZAR</b>
	<b>Roodepoort Athletics Stadium</b>				
	<b>DESCRIPTION</b>				
	<b>HALL HIRE</b>				
	Hire fee 1 or 2	557	584	611	638
	Hire fee 3,4,5 and 6	6 575	6 904	7 214	7 539
	<b>FIELD AND TRACK</b>				
	Main hall, Pavilion, Track and Media Facilities	11 074	11 628	12 151	12 698
	International, National and Provincial	17 737	18 624	19 462	20 338
	Schools / Institutions	7 750	8 137	8 503	8 886
	Amateur Day / Night Games (excluding floodlights)	1 001	1 051	1 098	1 148
	<b>FLOODLIGHTS PER HOUR</b>				
	A Level	303	318	333	348
	B Level	350	367	384	401
	C Level	405	425	445	465
	<b>MEDIA FACILITY</b>				
	Media Hall	2 046	2 148	2 245	2 346
	Camera	3 553	3 731	3 899	4 074
	<b>FILMING PER DAY OR PART THERE-OFF</b>				
	Commercial	8 445	8 867	9 266	9 683
	Non Commercial	3 167	3 325	3 475	3 631
	Kiosk (per kiosk per day)	289	304	318	332
	Music Festival (open field only)	39 358	41 325	43 185	45 128
	<b>TRAINING</b>				
	Professional per day	1 741	1 828	1 910	1 996
	Amateur training per game	709	744	778	813
	<b>GROUP FEES</b>				
	Soccer per month	846	889	929	970
	Rugby per month	2 894	3 039	3 175	3 318
	Karate	846	889	929	970
	Kick Boxing	846	889	929	970
	Run / Walk for life	846	889	929	970
	Outside Usage per event	1 736	1 823	1 905	1 991
	<b>NB: Preparation time is regarded as a day before and a day after otherwise normal tariffs applies.</b>				

	SCHEDULE OF CHARGES FOR SPORT FACILITIES ALL REGIONS CATEGORY B					
	COMMUNITY DEVELOPMENT SPORT AND RECREATION					
		2021-22	2022-23	2023-24	2024-25	
		ZAR	ZAR	ZAR	ZAR	
	Rabie Ridge stadium, Ivory park stadium, Union stadium, Davidsonville stadium, Alexandra stadium, Eldorado park stadium, Ennerndale stadium and Lenasia soccer stadium, Randburg Sport Complex, Paterson Park Multipurpose stadium					
	MATCHES					
	* SAFA & PSL	Per Game	3 628	3 809	3 980	4 160
	* NDF (Mvela)	Per Season (Anchor	16 371	17 189	17 963	18 771
	* Training Fee	Per Game (ad-hoc)	1 673	1 757	1 836	1 919
	*LFA / OTHERS:	Per Season (4 fields max)				
	ABC MOTSEPE LEAGUE & SASOL					
	ABC MOTSEPE LEAGUE	Seasonal	5 275	5 539	5 788	6 049
		Per Game (ad-hoc)	455	477	499	521
	* Sasol	Seasonal	3 274	3 438	3 593	3 754
		Per Game (ad-hoc)	400	420	439	459
	SAB & ABSA League					
	* SAB	Seasonal	2 183	2 292	2 395	2 503
		Per Game (ad-hoc)	273	286	299	313
	*Womens Regional League	Seasonal	2 728	2 865	2 994	3 129
		Per Game (ad-hoc)	364	382	399	417
	* General	Per Match	546	573	599	626
	**Tournament (Commercial)	Per Match	2 728	2 865	2 994	3 129
	** Training fee	Per Hour	273	286	299	313
	* Floodlights	Per Hour w/o lights	109	115	120	125
	* Parking space	Per Day	1 364	1 432	1 497	1 564
	ATHLETICS					
	PROVINCIAL / MAJOR EVENTS					
	Hire	Per Day	1 182	1 241	1 297	1 356
	DISTRICT/ DEVELOPMENT					
	Hire	Per Day	637	668	699	730
	SCHOOLS					
	Hire	Per Day	364	382	399	417
	Filming for commercial use	Per Day	8 445	8 867	9 266	9 683
	Filming for non-commercial use	Per Day	3 167	3 325	3 475	3 631


	<b>SCHEDULE OF CHARGES FOR SPORT FACILITIES</b>				
	<b>ALL REGIONS</b>				
	<b>CATEGORY B</b>				
	<b>COMMUNITY DEVELOPMENT SPORT AND RECREATION</b>				
			<b>2021-22</b>	<b>2022-23</b>	<b>2023-24</b>
			<b>ZAR</b>	<b>ZAR</b>	<b>ZAR</b>
	<b>NON-SPORTING EVENTS</b>				
	<b>MUSICAL/FESTIVAL</b>				
	Hire Fee	Per Day	23 647	24 829	25 947
	Floodlights	Per Hour	437	458	479
	<b>POLITICAL</b>				
	Hire Fee	Per Day	1 455	1 528	1 597
	<b>CHURCHES etc.</b>				
	Rental	Per Day	4 547	4 775	4 990
	* Otherwise ad-hoc tariffs applies				
	<b>Fund Raising Events</b>				
	e.g. Bazaar, Fetes, etc.	Per Day	4 547	4 775	4 990


	SCHEDULE OF CHARGES FOR SPORT FACILITIES ALL REGIONS CATEGORY C					
	COMMUNITY DEVELOPMENT SPORT AND RECREATION					
	Kanana sport complex, Ivory park, Bosmont, Cecil payne stadium, Davidsonville sport complex, Moletsane, Naledi ext 2 , Mapetla, Protea Glen, Pimville Extreme sport, Elkah stadium, Three square, Rotanda, Bertrams and Ennerndale sport centre, Arthur Bloch Park, Riverlea Soccer Stadium, Jubileum Sport Ground, Melpark Attila Soccer Grounds, Atrec Sports Complex , Malboro Sports Complex, Kwabhekilanga Sports Complex, Kaserne Sports Field, Rhodes Park Sports Field, Klipspruit Sports Centre Brixton Multipurpose Indoor Court/Outdoor Court/Soccer Field					
		2021-22	2022-23	2023-24	2024-25	
		ZAR	ZAR	ZAR	ZAR	
	Fields where there is turf as well as courts or fields of different					
	LFA / OTHERS:	Per Season (4 fields max)	1 110	1 165	1 217	1 272
	Ad-hoc Tariffs:	Per Match	546	573	599	626
	Night games:	Tariffs & per hour for use of floodlights	109	115	120	125
	GROUPS WHO ARE MEMBERS OF THE COMPLEX					
	Groups organised by the centre:		Free	Free	Free	Free
	Community based groups	Per Month	109	115	120	125
	NON-SPORTING EVENTS					
	Hire Fee	Per Day	4 500	4 725	4 938	5 160
	MUSICAL/FESTIVALS					
	Hire Fee	Per Day	9 095	9 550	9 979	10 429
	Floodlights:	Per Hour	109	115	120	125
	POLITICAL RALLIES					
	Hire Fee	Per Day	1 455	1 528	1 597	1 669
	FILMING					
	Filming for commercial use	Per Day	8 445	8 867	9 266	9 683
	Filming for non-commercial use	Per Day	3 167	3 325	3 475	3 631
	PLAYING COURTS					
	School Tournament / Sport Event	Per Day	637	668	699	730
	SIDE HALL					
	Hire	Per Day	819	859	898	939
	OFFICE RENTALS					
	Professional	m² per month	47	50	52	54
	Amateur	m² per month	33	34	36	38


	<b>SCHEDULE OF CHARGES FOR SPORT FACILITIES</b> <b>ALL REGIONS</b> <b>CATEGORY C</b>					
	<b>COMMUNITY DEVELOPMENT</b> <b>SPORT AND RECREATION</b>					
			<b>2021-22</b>	<b>2022-23</b>	<b>2023-24</b>	<b>2024-25</b>
			<b>ZAR</b>	<b>ZAR</b>	<b>ZAR</b>	<b>ZAR</b>
	<b>DUBE BOXING CLUB</b>					
	LFA / OTHERS:	Per Season (4 fields max)	1 110	1 165	1 217	1 272
	Ad-hoc Tariffs:	Per Match	546	573	599	626
	Night games:	Per Season / Match	LFA / Ad-hoc tariffs plus floodlights per hour	hoc tariffs plus floodlights per hour	hoc tariffs plus floodlights per hour	LFA / Ad-hoc tariffs plus floodlights per hour
	Floodlights:	Per Hour	109	115	120	125
	<b>GROUPS WHO ARE MEMBERS OF THE COMPLEX</b>					
	Groups organised by the centre:		Free	Free	Free	Free
	Community based groups	Per Month	109	115	120	125
	<b>NON-SPORTING EVENTS</b>					
	e. g. Churches:					
	Hire Fee	Per Day	4 500	4 725	4 938	5 160
	<b>MUSICAL/FESTIVALS</b>					
	Hire Fee	Per Day	9 095	9 550	9 979	10 429
	Floodlights:	Per Hour	109	115	120	125
	<b>POLITICAL RALLIES</b>					
	Rental		1 440	1 512	1 580	1 651
	<b>FILMING</b>					
	Filming for commercial use	Per Day	8 445	8 867	9 266	9 683
	Filming for non-commercial use	Per Day	3 167	3 325	3 475	3 631
	<b>PLAYING COURTS</b>					
	School Tournament / Sport Event	Per Day	637	668	699	730
	<b>SIDE HALL</b>					
	Hire		819	859	898	939
	<b>OFFICE RENTALS</b>					
	Professional	m <sup>2</sup> per month	47	50	52	54
	Amateur	m <sup>2</sup> per month	33	34	36	38



	SCHEDULE OF CHARGES FOR SPORT FACILITIES ALL REGIONS CATEGORY C					
	COMMUNITY DEVELOPMENT SPORT AND RECREATION					
		2021-22	2022-23	2023-24	2024-25	
		ZAR	ZAR	ZAR	ZAR	
	ARTHUR ASHE					
	LFA / OTHERS:	Per Season (4 fields max)	1 110	1 165	1 217	1 272
	Ad-hoc Tariffs:	Per Match	546	573	599	626
	Night games:	Per Season / Match	LFA / Ad-hoc tariffs plus floodlights per hour	hoc tariffs plus floodlights per hour		LFA / Ad-hoc tariffs plus floodlights per hour
	Floodlights:	Per Hour	109	115	120	125
	GROUPS WHO ARE MEMBERS OF THE COMPLEX					
	Groups organised by the centre:		Free	Free	Free	Free
	Community based groups	Per Month	109	114	119	125
	NON-SPORTING EVENTS					
	e. g. Churches:					
	Hire Fee	Per Day	4 500	4 725	4 938	5 160
	MUSICAL/FESTIVALS					
	Hire Fee	Per Day	9 095	9 550	9 979	10 429
	Floodlights:	Per Hour	109	115	120	125
	POLITICAL RALLIES					
	Hire Fee	Per Day	1 442	1 514	1 582	1 653
	FILMING					
	Filming for commercial use	Per Day	8 445	8 867	9 266	9 683
	Filming for non-commercial use	Per Day	3 167	3 325	3 475	3 631
	PLAYING COURTS					
	School Tournament / Sport Event	Per Day	637	668	699	730
	SIDE HALL					
	Hire	Per Day	819	859	898	939
	OFFICE RENTALS					
	Professional	m² per month	47	50	52	54
	Amateur	m² per month	33	34	36	38






	SCHEDULE OF CHARGES FOR SPORT FACILITIES ALL REGIONS CATEGORY C					
	COMMUNITY DEVELOPMENT SPORT AND RECREATION					
		2021-22	2022-23	2023-24	2024-25	
		ZAR	ZAR	ZAR	ZAR	
	DAVID WEBSTER					
	LFA / OTHERS:	Per Season (4 fields max)	1 105	1 161	1 213	1 267
	Ad-hoc Tariffs:	Per Match	544	571	597	623
	Night games:	Per Season / Match	LFA / Ad-hoc tariffs plus floodlights per hour	hoc tariffs plus floodlights per hour	hoc tariffs plus floodlights per hour	LFA / Ad-hoc tariffs plus floodlights per hour
	Floodlights:	Per Hour	109	115	120	125
	PLAYING COURTS					
	School Tournament / Sport Event	Per Day	634	666	696	727
	GROUPS WHO ARE MEMBERS OF THE COMPLEX					
	Groups organised by the centre:		FREE	FREE	FREE	FREE
	Community based groups	Per Month	109	114	119	125
	NON-SPORTING EVENTS					
	e. g. Churches:					
	Hire Fee	Per Day	4 488	4 712	4 924	5 146
	MUSICAL/FESTIVALS					
	Hire Fee	Per Day	9 061	9 514	9 942	10 389
	Floodlights:	Per Hour	109	114	119	125
	POLITICAL RALLIES					
	Hire Fee	Per Day	1 450	1 522	1 591	1 662
	SIDE HALL					
	Hire Fee	Per Day	815	856	895	935
	FILMING					
	Filming for commercial use	Per Day	8 445	8 867	9 266	9 683
	Filming for non-commercial use	Per Day	3 167	3 325	3 475	3 631


	SCHEDULE OF CHARGES FOR SPORT FACILITIES ALL REGIONS CATEGORY C					
	COMMUNITY DEVELOPMENT SPORT AND RECREATION					
		2021-22	2022-23	2023-24	2024-25	
		ZAR	ZAR	ZAR	ZAR	
	ORANGE FARM CHRIS HANI					
	LFA / OTHERS:	Per Season (4 fields max)	1 105	1 161	1 213	1 267
	Ad-hoc Tariffs:	Per Match	544	571	597	623
	Night games:	Per Season / Match	LFA / Ad-hoc tariffs plus floodlights per hour	hoc tariffs plus floodlights per hour	hoc tariffs plus floodlights per hour	LFA / Ad-hoc tariffs plus floodlights per hour
	Floodlights:	Per Hour	109	115	120	125
	GROUPS WHO ARE MEMBERS OF THE COMPLEX					
	Groups organised by the centre:		Free	Free	Free	Free
	Community Based Groups	Per Month	109	114	119	125
	NON-SPORTING EVENTS					
	e. g. Churches:					
	Hire Fee	Per Day	4 483	4 708	4 919	5 141
	MUSICAL/FESTIVALS					
	Hire Fee	Per Day	9 061	9 514	9 942	10 389
	Floodlights:	Per Hour	109	114	119	125
	POLITICAL RALLIES					
	Hire Fee	Per Day	1 450	1 522	1 591	1 662
	FILMING					
	Filming for commercial use	Per Day	8 445	8 867	9 266	9 683
	Filming for non-commercial use	Per Day	3 167	3 325	3 475	3 631
	PLAYING COURTS					
	School Tournament / Sport Event	Per Day	634	666	696	727
	SIDE HALL					
	Hire	Per Day	815	856	895	935
	OFFICE RENTALS					
	Professional	m² per month	47	49	52	54
	Amateur	m² per month	33	34	36	37


	SCHEDULE OF CHARGES FOR SPORT FACILITIES ALL REGIONS CATEGORY C					
	COMMUNITY DEVELOPMENT SPORT AND RECREATION					
		2021-22	2022-23	2023-24	2024-25	
		ZAR	ZAR	ZAR	ZAR	
	A-TREK					
	LFA / OTHERS:	Per Season (4 fields max)	1 098	1 153	1 205	1 259
	Ad-hoc Tariffs:	Per Match	540	567	593	619
	Night games:	Per Season / Match	LFA / Ad-hoc tariffs plus floodlights per hour	hoc tariffs plus floodlights per hour	hoc tariffs plus floodlights per hour	LFA / Ad-hoc tariffs plus floodlights per hour
	Floodlights:	Per Hour	109	115	120	125
	GROUPS WHO ARE MEMBERS OF THE COMPLEX					
	Groups organised by the centre:		Free	Free	Free	Free
	Community Based Groups	Per Month	108	113	119	124
	NON-SPORTING EVENTS					
	e. g. Churches:					
	Hire Fee	Per Day	4 454	4 677	4 887	5 107
	MUSICAL/FESTIVALS					
	Hire Fee	Per Day	9 001	9 451	9 876	10 321
	Floodlights:	Per Hour	109	115	120	125
	POLITICAL RALLIES					
	Hire Fee	Per Day	1 440	1 512	1 580	1 651
	FILMING					
	Filming for commercial use	Per Day	8 445	8 867	9 266	9 683
	Filming for non-commercial use	Per Day	3 167	3 325	3 475	3 631
	PLAYING COURTS					
	School Tournament / Sport Event	Per Day	630	662	691	722
	SIDE HALL					
	Hire	Per Day	810	851	889	929
	OFFICE RENTALS					
	Professional	m² per month	47	49	51	54
	Amateur	m² per month	32	34	36	37

	<b>SCHEDULE OF CHARGES FOR SPORT FACILITIES ALL REGIONS CATEGORY C</b>					
	<b>COMMUNITY DEVELOPMENT SPORT AND RECREATION</b>					
			<b>2021-22</b>	<b>2022-23</b>	<b>2023-24</b>	<b>2024-25</b>
			<b>ZAR</b>	<b>ZAR</b>	<b>ZAR</b>	<b>ZAR</b>
	<b>PATERSON PARK MULTI PURPOSE FACILITY</b>					
	<b>5-A-SIDE / MULTI PURPOSE COURTS</b>					
	<b>Cost per Court</b>					
	School Tournament / Sport Event	Per Day	630	661	691	722
	Groups - Training & Coaching	Per Hour	83	88	92	96
	Social Players - Individual	Per Hour	63	66	69	72
	* Floodlights	Per Hour	109	115	120	125
	<b>Filming</b>					
	Filming for commercial use	Per Day	8 445	8 867	9 266	9 683
	Filming for non-commercial use	Per Day	3 167	3 325	3 475	3 631
	<b>SCHEDULE OF CHARGES FOR SPORT FACILITIES ALL REGIONS CATEGORY D</b>					
	<b>COMMUNITY DEVELOPMENT SPORT AND RECREATION</b>					
			<b>2021-22</b>	<b>2022-23</b>	<b>2023-24</b>	<b>2024-25</b>
			<b>ZAR</b>	<b>ZAR</b>	<b>ZAR</b>	<b>ZAR</b>
	<b>Walter Sisulu hall, Water Sisulu hall foyer, Albertina Sisulu hall</b>					
	Hall Hire / Non-Sporting Events	Per Day	13 651	14 334	14 979	15 653
	Function Set Up	Per Hour	Per Hour of Day Rate	Per Hour of Day Rate	Per Hour of Day Rate	Per Hour of Day Rate
	Use of hall	Per Hour	Per Hour of Day Rate	Per Hour of Day Rate	Per Hour of Day Rate	Per Hour of Day Rate
	Foyer	Per Day	3 413	3 583	3 744	3 913
	<b>SPORT EVENTS</b>					
	Sport Events (indoor)	Per Day	4 480	4 704	4 915	5 136
	Sport Affiliated Groups	Per Month	338	355	371	388
	Sport Event Casual	Month to Month	1 496	1 571	1 641	1 715
	Shower Facilities	Once-off	521	547	572	597
	Universities/colleges	Per Day	20 626	21 658	22 632	23 651
	Sport Development Groups	Per Hour	261	274	286	299
	Filming for commercial use	Per Day	8 445	8 867	9 266	9 683
	Filming for non-commercial use	Per Day	3 167	3 325	3 475	3 631

	<b>SCHEDULE OF CHARGES FOR SPORT FACILITIES ALL REGIONS CATEGORY D</b>					
	<b>COMMUNITY DEVELOPMENT SPORT AND RECREATION</b>					
			<b>2021-22</b>	<b>2022-23</b>	<b>2023-24</b>	<b>2024-25</b>
			<b>ZAR</b>	<b>ZAR</b>	<b>ZAR</b>	<b>ZAR</b>
	<b>Wembley Stadium</b>					
	<b>DESCRIPTION</b>					
	Amateurs - All sporting codes	Per Day	4 480	4 704	4 915	5 137
	<b>Professional - All sporting codes</b>					
	Hire Fee	Per Day	6 402	6 723	7 025	7 341
	<b>Outside Courts</b>					
	Hire Fee	Per Day	1 280	1 345	1 405	1 468
	<b>Non-sporting events</b>					
	Hire Fee	Per Day	9 095	9 550	9 979	10 429
	<b>Board Room</b>					
	Hire Fee	Per Day	1 042	1 094	1 143	1 195
	Corporate use	Per Day	2 084	2 188	2 286	2 389
	<b>Office Rental</b>					
	Rental	Per Month	1 158	1 215	1 270	1 327
	<b>Filming / Movies</b>					
	Filming for commercial use	Per Day	8 445	8 867	9 266	9 683
	Filming for non-commercial use	Per Day	3 167	3 325	3 475	3 631
	<b>SCHEDULE OF CHARGES FOR SPORT FACILITIES ALL REGIONS CATEGORY D</b>					
	<b>COMMUNITY DEVELOPMENT SPORT AND RECREATION</b>					
			<b>2021-22</b>	<b>2022-23</b>	<b>2023-24</b>	<b>2024-25</b>
			<b>ZAR</b>	<b>ZAR</b>	<b>ZAR</b>	<b>ZAR</b>
	<b>Paterson Park Multipurpose Indoor Sport Centre</b>					
	<b>Sport Development Groups/Schools</b>	Per Hour	261	274	286	299
	<b>Amateurs - All sporting codes</b>					
	Hire Fee	Per Day	4 480	4 704	4 916	5 137
	<b>Professional - All sporting codes</b>					
	Hire Fee	Per Day	6 402	6 722	7 025	7 341
	<b>Non-sporting events</b>					
	Hire Fee	Per Day	9 095	9 550	9 979	10 429
	<b>Board Room</b>					
	Hire Fee	Per Day	1 042	1 094	1 143	1 195
	Corporate use	Per Day	1 982	2 081	2 174	2 272
	<b>Filming / Movies</b>					
	Filming for commercial use	Per Day	8 445	8 867	9 266	9 683
	Filming for non-commercial use	Per Day	3 167	3 325	3 475	3 631

	<b>SCHEDULE OF CHARGES FOR SPORT FACILITIES ALL REGIONS CATEGORY E1</b>				
	<b>COMMUNITY DEVELOPMENT SPORT AND RECREATION</b>				
		<b>2021-22</b>	<b>2022-23</b>	<b>2023-24</b>	<b>2024-25</b>
		<b>ZAR</b>	<b>ZAR</b>	<b>ZAR</b>	<b>ZAR</b>
	<b>Lenasia Ext 7 Bowling Green</b>				
	Braun Fischer and Soweto Cricket ovals are under the management of Gauteng Cricket Club.		No Tariffs are payable	No Tariffs are payable	No Tariffs are payable
	Rental	Per Month	498	523	547
	<b>Lenasia Cricket Stadium</b>				
	Hall Hire:				
	Hire	Per Day	1 667	1 751	1 829
	Hire (Cricket)	Per Game	1 047	1 099	1 149
	Hire (Cricket)	Per Season	4 311	4 526	4 730
	<b>Victoria Park Sports Complex</b>				
	Hall Hire:				
	Hire	Per Day	431	453	473
	Hire (Soccer)	Per Game	581	610	637
	<b>Pimville Golf Course</b>				
	Pimville Golf Course is managed by the Soweto Country Club				

	<b>SCHEDULE OF CHARGES FOR SPORT FACILITIES ALL REGIONS CATEGORY E2</b>					
	<b>COMMUNITY DEVELOPMENT SPORT AND RECREATION</b>					
			<b>2021-22</b>	<b>2022-23</b>	<b>2023-24</b>	<b>2024-25</b>
			<b>ZAR</b>	<b>ZAR</b>	<b>ZAR</b>	<b>ZAR</b>
	<b>STAND ALONE SINGLE CODE FACILITY</b>					
	Basketball Courts	Per Month	338	355	371	388
	Tennis Courts	Per Month	338	355	371	388
	Netball Courts	Per Month	338	355	371	388
	Hockey	Per Month	338	355	371	388
	Five-a-side soccer	Per Month	338	355	371	388
	Other groups	Once-off	338	355	371	388
	<b>SEASONAL FEE: APPLICABLE</b>	Seasonal	453	476	497	519
	<b>AD-HOC TARIFFS</b>					
	Ad-hoc	Ad-hoc	362	381	398	416
	<b>BOARDROOM</b>					
	Rental	Per Month	217	228	239	249
	<b>FILMING</b>					
	Filming for commercial use	Per Day	8 445	8 867	9 266	9 683
	Filming for non-commercial use	Per Day	3 167	3 325	3 475	3 631

	<b>SCHEDULE OF CHARGES FOR SPORT FACILITIES ALL REGIONS CATEGORY F</b>					
	<b>COMMUNITY DEVELOPMENT SPORT AND RECREATION</b>					
			<b>2021-22</b>	<b>2022-23</b>	<b>2023-24</b>	<b>2024-25</b>
			<b>ZAR</b>	<b>ZAR</b>	<b>ZAR</b>	<b>ZAR</b>
	<b>Open Sport Fields</b>					
	Grassed / Non-grassed fields. Most instances managed by Clubs / LFAs					
	<b>SPORTING EVENTS</b>		Free	Free	Free	Free
	<b>Non-Sporting Events</b>					
	Hire Fee	Per day	2 718	2 854	2 983	3 117
	<b>MUSICAL/FESTIVALS</b>					
	Hire Fee	Per day	5 074	5 328	5 567	5 818
	<b>FILMING</b>					
	Filming for commercial use	Per Day	8 445	8 867	9 266	9 683
	Filming for non-commercial use	Per Day	3 167	3 325	3 475	3 631