

CITY OF JOHANNESBURG: CONSOLIDATED 2021/22 FY TARIFF REPORTS**AMENDMENT OF TARIFF OF CHARGES FOR THE 2021/22 FINANCIAL YEAR****ANNEXURE 1****DETERMINATION OF PROPERTY RATES TARIFFS****IT IS RECOMMENDED**

1. That in terms of Sections 2, 7, 8 and 14 of the Local Government : Municipal Property Rates Act 6 of 2004 ("the Act"), read with Sections 4(1)(c)(ii) and 11(3)(i) of the Local Government : Municipal Systems Act 32 of 2000 ("the Systems Act") and Section 24(2)(c)(i) of the Local Government : Municipal Financial Management Act 56 of 2003 ("the MFMA"), The Council of the City of Johannesburg Metropolitan Municipality hereby declares its intention that the following draft rates in the Rand are to be levied for the financial year 1 July 2021 to 30 June 2022, on the market value of property or on the market value of a right in land within the area of jurisdiction of the Council as appearing in the valuation roll, in respect of the various categories of

properties set out below:

Category Ratios for 2021/2022

No	Category	Ratio 2021/2022
1	Agricultural residential	1:1
2	Agricultural business	1:2.5
3	Agricultural other	1:1
4	Residential	1:1
5	Residential Consent use	1:2
6	Business and commercial	1:2.5
7	Sectional Title Business	1:2.5
8	Sectional Title residential	1:1
9	Sectional Title other	1:1
10	Municipal property	0
11	Farming	1:0.25

1C.16

No	Category	Ratio 2021/2022
12	Mining land	1:2.5
13	Vacant Land	1:4
14	PSI	1:0.25
15	PSI privately owned	1:0.25
16	Private open space	1:0.25
17	Public open space	1:0.25
18	State	1:1.5
19	Education	1:0.25
20	Religious	0
21	Multipurpose*	
22	R E of a township	1:2.5
	Category of ownership	
1	Public benefit organisation	1:0.25
	Penalty Tariff	
1	Unauthorised use	1:6

***Multipurpose properties will be rated according to the multiple purposes as defined in the Act. This can be defined as properties that have multiple categories, however all the categories will be billed on the same stand and account.**

2. That the rates so levied in terms of Paragraph 1 above shall become due and payable in twelve equal installments on fixed days for twelve consecutive months, these being the due date stipulated in the account sent to the ratepayer. The ratepayer who wants to pay the rates twelve months in advance would be required to make an application. The ratepayer will receive the rebate that would be determined by Council as set in the body of this document.

3. That in terms of Section D Paragraph 3(c) of the Council's Property Rates Policy, interest is charged on rates not paid on or before the fixed days, at the rate determined by the Council from time to time.

1C.17

4. That the following proposed rates be levied for the financial year 2021/2022 to any owner of ratable property as indicated in below table:

No	Category	Ratio 2021/2022	Rates tariffs for 2021/2022	% Increase
1	Agricultural residential	1:1	0.008220	2%
2	Agricultural business	1:2.5	0.020550	2%
3	Agricultural other	1:1	0.008220	2%
4	Residential	1:1	0.008220	2%
5	Residential Consent use	1:2	0.016440	2%
6	Business and commercial	1:2.5	0.020550	2%
7	Sectional Title Business	1:2.5	0.020550	2%
8	Sectional Title residential	1:1	0.008220	2%
9	Sectional Title other	1:1	0.008220	2%
10	Municipal property	0	0	
11	Farming	1:0.25	0.002055	2%
12	Mining land	1:2.5	0.020550	2%

1C.18

No	Category	Ratio 2021/2022	Rates tariffs for 2021/2022	% Increase
13	Vacant Land	1:4	0.032881	2%
14	PSI	1:0.25	0	
15	PSI privately owned	1:0.25	0.002055	2%
16	Private open space	1:0.25	0.002055	2%
17	Public open space	1:0.25	0.002055	2%
18	State	1:1.5	0.012330	2%
19	Education	1:0.25	0.002055	2%
20	Religious	0	0	
21	Multipurpose*			
22	R E of a township	1:2.5	0.020550	2%
	Category of ownership			
1	Public benefit organisation	1:0.25	0.002055	2%
	Penalty Tariff			
1	Unauthorised use	1:6	0.049321	2%

***Multipurpose properties will be rated according to the multiple purposes as defined in the Act. This can be defined as properties that have multiple categories, however all the categories will be billed on the same stand and account.**

5. The City of Johannesburg may, in terms of the of the criteria set out in the Rates Policy, exempt a specific category of owners of properties or owners of a specific category of property, from the payment of a rate levied on their property: or grant to a specific category of owners of properties, or to the owners of a specific category of properties, a rebate on or a reduction in the rates payable in respect of their properties, as determined in this policy. All exemption, reduction and rebates must be done on a prescribed application form at the Property Branch. In terms of Section 15(1)(b) of the Act read with Sections B of the Property Rates Policy, the Council grants exemptions reductions and rebates as stipulated below:

(i) Residential property owned and occupied by natural persons who have limited income and who are not pensioners, and the value of their property does not exceed R500 000, but can show that his or her annual income falls below the limit determined by Council from time to time in terms of the Expanded Social

Package: rebate dependent on points rating.

(ii) Residential property owned and occupied by natural persons who are dependent on a State social security grant in terms of the Social Assistance Act 59 of 1992 as their sole source of income and the property value is less than R350 000: 100% rebate.

(iii) Residential property owned and occupied by pensioners who are not persons contemplated in Paragraph (ii) if the total income of the household does not exceed the maximum of R10 835 per month over the previous income tax year: 100% rebate.

(iv) Residential property which is occupied by a household headed by a minor or minors whose parents have passed on while they were owners of the property: 100% rebate.

(v) Residential property owned and occupied by a pensioner who is seventy years and above, whose value of the property complies with the criteria set out above, would be exempted from paying rates. The criteria set out in (a) to (f) below has reference:

1C.20

- (a) Residential property owned and occupied by pensioners who are not persons contemplated in Paragraph (ii), if the total income of the household does exceed the average of R10 783 per month over the previous income tax year but does not exceed the maximum of R18 481 per month over the previous income tax year: 50%: Provided that the rebate contemplated in Subparagraphs 5(iii) to (v) above shall only be granted where:
 - (b) The market value of the property as recorded in the prevailing valuation roll does not exceed R2 500 000, and in the case of a pensioner, such pensioner has attained the age of 60 or be 70 years or older; and in the case of dual ownership at least one of the owners has attained the age of 60 years or older; and
 - (c) The property owner personally occupies the property.
 - (d) A property owner who is a pensioner and is seventy years and above who live in a property not more than R2 500 000 qualifies for 100% rebate.
 - (e) A pensioner rebate will be applied to one property per pensioner or pensioner and spouse only.
 - (f) The pensioner rebate will be based on the total household income.
- 6. That properties owned by organisations that are registered in terms of the Housing Development Schemes for Retired Persons Act: 50%. (1) Property owned by pensioners in terms of the Housing development Scheme for Retired Persons who are sectionalized and registered in their name would be treated as per Paragraph (iii) to (v).
- 7. That property owned by private sports clubs that are used primarily for sports purposes: 40%.
- 8. That property declared as heritage sites in terms of Section 27, 28 and 31 of the National Heritage Resources Act 25 of 1999: 20%.
- 9. That residential sectional title properties meeting the requirements set by the City for high density can apply for high density rebate and will qualify for: 5% of the monthly charge for rates.

1C.21

10. That property registered in the name of an institution or organisation which has as its exclusive objective the protection of animals: 100%
11. That property that is vacant but that may not be developed as a direct result of the inability of Council to provide services, subject to the owner to provide written confirmation from the service entity stating that no development to be allowed for the duration of the ensuing financial year, because of lack of services: grant 50% rebate of the vacant land tariff.
12. That the first R350 000 of the value of all residential property shall be exempted from rating.
13. That properties agricultural residential rebate can be applied for by properties that are reflected in the General Valuation Roll categorised as agricultural residential and used for residential purpose: 10% of the monthly rates charge.
14. That the properties situated within an area affected by a disaster within of the Disaster Management act 57 of 2002. Property owner must apply to the Property Branch for a rebate. Property Branch may require proof before the rebate is granted. The rebate will be granted for a limited period as prescribed by Council up to 100% of the monthly charge for rates.
15. That properties developed within the identified Corridors of Freedom qualifies for:
 - (1) During construction rebate 25% of the rate as per the category of land for period not exceeding two years during construction, and
 - (2) Post construction rebate property owner qualifies for 50% of the rates payable as per the category assigned in the General Valuation Roll for a period not exceeding one year.
16. That in terms of Section 14 of the Act read with Sections 17(3)(a)(ii) and 22(a)(i) and (ii) of the Local Government: Municipal Finance Management Act, 2003 (Act 56 of 2003) and Sections 21, 21A(1) and (2) of the Local Government : Municipal Systems Act, 2000 (Act 32 of 2000) as amended, the City of Johannesburg:

1C.22

- (i) Display the notice and the documents in the manner prescribed.
 - (ii) Seek to convey to the local community by means of radio broadcasts covering the area of the City, the information contemplated in Section 21A(c) of the Local Government: Municipal Systems Act, 2000 (Act 32 of 2000) as amended; and
 - (iii) Publish a notice in the manner prescribed and invite the local community to submit written comments or representations in respect of the City's proposed Property rates tariffs.
18. That in terms of Section 22(b)(i) and (ii) of the Local Government: Municipal Finance Management Act, 2003 (Act 56 of 2003) a copy of the notice and documents be sent forthwith to the National and Provincial Treasury; MEC for Local Government and Housing; as well any other organ of state or municipality affected by the budget to solicit their view.

AMENDMENT OF TARIFF OF CHARGES FOR WATER AND SANITATION SERVICES**ANNEXURE A****AMENDMENT OF TARIFF OF CHARGES FOR WATER SERVICES**

In terms of:

The Local Government: Municipal Finance Management Act, 2003 (Act 56 of 2003) as amended: Sections 17(3)(a)(ii), and 22(a)(i) and (ii) ;
the Local Government Municipal Systems Act, 2000 (Act 32 of 2000) as amended: Sections 21(1) and (3), 21A and 75A(3) and (4) ;, it is hereby notified that the City of Johannesburg has, in terms of Sections 11(3)(i) and 75A(1) and (2) of the Local Government: Municipal Systems Act, 2000 (Act 32 of 2000) as amended, read with Section 24(2)(c)a(ii) of the Local Government: Municipal Financial Management Act, 2003 (Act 56 of 2003), amended its tariff of charges for Water Services with effect from 1 July 2021. A 2% surcharge is levied on business customers.

1. DEFINITIONS

For the purposes of this tariff of charges, the following definitions will apply:

- 1.1. "Dwelling unit" means one or more rooms including kitchen/s designed as a unit for occupancy for purpose of cooking, living and sleeping which includes nearby outbuildings, sheds and granny flats within the curtilage of the property excluding multi dwellings and flats.
- 1.2. "Multi-dwelling" means any arrangement of premises that comprises more than one dwelling unit, including semi-detached houses, simplex units, townhouses, block of flats and any other arrangement of residential premises;
- 1.3. "Mixed use" means any dwelling, with or without appurtenant outbuildings, and used for more than one purpose (excluding any such units used merely for purposes incidental to such other purposes which constitute the main activities on the premises), where water consumed in all such units is metered by one meter supplied by Johannesburg Water for any quantity of water supplied, the aggregate consumption be divided by the number of dwelling units.
- 1.4. "Service Level 1" shall mean a service delivery option consisting of water supply from communal water points located within 200 metres of each other.
- 1.5. "Service Level 3" shall mean a service delivery option consisting of a metered pressured water connection to each stand or erf that can legally be connected by the developer/owner to the dwelling (or any other point on the property);
- 1.6. "ESP" means Expanded Social Package policy;

- 1.7. "Residential purposes" shall be deemed not to include the letting of accommodation units for any category of hotel uses, which shall be deemed to constitute use for commercial purposes;
- 1.8. "Institution" means public tertiary educational institutions, public schools, public hospitals; orphanages, old aged homes and other welfare organisation registered under social development; sport clubs or premises used for public worship, including halls or other buildings used for religious purposes. Student accommodation owned by institutions as defined herein will be covered under institutions.
- 1.9. "Commercial / Industrial" refers to the supply of water to premises other than those provided for in clauses 2, 3 and 4.2.
- 1.10. "Prepayment meter" refers to the meter where you pay for your water before you use it - usually by adding money to a 'key' or smart card, which is then inserted into the meter or a digital code which can be added into a keypad.
- 1.11. "Conventional water meter" refers to the where the account is issued subsequent to the consumption of water.
- 1.12. "per month" in the tariffs is based on a meter reading period of 365.25 days per year divided by 12 months in a year which equals 30,4375 days. Meter reading periods that are longer or shorter are adjusted proportionately.

2. Residential Consumers

2.1 Conventional water meters

2.1.1 Dwelling unit:

The supply of water to any dwelling where such a dwelling unit has its own meter supplied by Johannesburg Water and is used for residential purposes.

- (a) For the first 6 kilolitres: Free.
- (b) In excess of 6 kilolitres up to 10 kilolitres: R20.28 per kilolitre per month.
- (c) In excess of 10 kilolitres up to 15 kilolitres: R21.17 per kilolitre per month.
- (d) In excess of 15 kilolitres up to 20 kilolitres: R29.68 per kilolitre per month.
- (e) In excess of 20 kilolitres up to 30 kilolitres: R41.01 per kilolitre per month.
- (f) In excess of 30 kilolitres up to 40 kilolitres: R44.86 per kilolitre per month.

1C.26

> 6-10	20.28	23.86	25.35	27.04	28.97	31.20	33.80	36.88	40.56
>10-15	21.17	24.90	26.46	28.22	30.24	32.57	35.28	38.49	44.23
>15-20	29.68	34.92	37.10	39.57	42.40	45.66	49.47	53.96	63.10
>20-30	41.01	48.25	51.26	54.68	58.59	63.09	68.91	78.04	90.93
>30-40	44.86	52.77	56.07	59.81	64.08	69.01	86.80	96.09	107.62
>40-50	56.59	71.11	81.81	88.18	95.63	104.46	147.56	251.19	467.00
>50	60.65	90.80	106.72	134.15	189.91	324.98	395.95	865.41	1 655.66

2.2 Prepayment meters

2.2.1 Dwelling unit:

The supply of water to any dwelling where such a dwelling unit has a prepaid meter supplied by Johannesburg Water and is used for residential purposes.

- (a) For the first 6 kilolitres: Free
- (b) In excess of 6 kilolitres up to 10 kilolitres: R17.47 per kilolitre per month.
- (c) In excess of 10 kilolitres up to 15 kilolitres: R18.02 per kilolitre per month.
- (d) In excess of 15 kilolitres up to 20 kilolitres: R21.53 per kilolitre per month.
- (e) In excess of 20 kilolitres up to 30 kilolitres: R38.98 per kilolitre per month.
- (f) In excess of 30 kilolitres up to 40 kilolitres: R41.96 per kilolitre per month.
- (g) In excess of 40 kilolitres up to 50 kilolitres: R52.44 per kilolitre per month.
- (h) In excess of 50 kilolitres: R57.34 per kilolitre per month.
- (i) A water demand management levy of R28.32 per dwelling unit per calendar month.
- (j) An annual allocation for emergencies of 4 kl will be provided free of charge to a consumer in the case of a prepayment meter.

2.2.2 Multi dwelling units:

1C.27

The supply of water to multi dwelling where water consumed in all such units are metered by one prepayment meter supplied by Johannesburg Water, but not individually metered by meters: the combined aggregate consumption be divided by the number of dwelling units:

- (a) For the first 6 kilolitres: Free
- (b) In excess of 6 kilolitres up to 10 kilolitres: R17.47 per kilolitre per month.
- (c) In excess of 10 kilolitres up to 15 kilolitres: R18.02 per kilolitre per month.
- (d) In excess of 15 kilolitres up to 20 kilolitres: R21.53 per kilolitre per month.
- (e) In excess of 20 kilolitres up to 30 kilolitres: R38.98 per kilolitre per month.
- (f) In excess of 30 kilolitres up to 40 kilolitres: R41.96 per kilolitre per month.
- (g) In excess of 40 kilolitres up to 50 kilolitres: R52.44 per kilolitre per month.
- (h) In excess of 50 kilolitres: R57.34 per kilolitre per month.
- (i) A water demand management levy of R28.32 per dwelling unit per calendar month.
- (j) An annual allocation for emergencies of 4 kl will be provided free of charge to a consumer in the case where the meter is prepaid.

2.2.3 Tariffs when there's water restriction – prepayment metered areas

For the supply of water to any dwelling where at least a Water restriction has been declared by Johannesburg Water and is used for residential purposes:

	2021/22	PRE-PAID WATER RESTRICTIONS							
Band	Normal Tariff	Level 1 - 15%	Level 2 - 20%	Level 3 - 25%	Level 4 - 30%	Level 5 - 35%	Level 6 - 40%	Level 7 - 45%	Level 8 - 50%
	(R/kl)	(R/kl)	(R/kl)	(R/kl)	(R/kl)	(R/kl)	(R/kl)	(R/kl)	(R/kl)
0-6	-	-	-	-	-	-	-	-	-
6>10	17.47	20.56	21.84	23.30	24.96	26.88	29.12	31.77	34.94
>10- 15	18.02	21.20	22.52	24.02	25.74	27.72	30.03	32.76	37.65
>15- 20	21.53	25.33	26.91	28.71	30.76	33.12	35.88	39.15	45.78

1C.28

>20-30	38.98	45.86	48.73	51.98	55.69	59.97	65.50	74.18	86.43
>30-40	41.96	52.72	52.45	55.95	59.95	64.56	81.20	89.89	100.68
>40-50	52.44	78.51	75.80	81.71	88.61	96.79	136.73	232.75	432.72
>50	57.34	57.34	100.90	126.83	179.54	307.24	374.33	818.17	1 565.28

2.3 Hostels

For the supply of water to any hostels with or without appurtenant outbuildings where water consumed in all such units is metered by one meter supplied by Johannesburg Water. The aggregate consumption be divided by the factor of the number of registered beds divided by six and the tariff stipulated in sub paragraph (1) above be applied per hostel.

- (a) For the first 6 Kilolitres per hostel multiplied by the factor of the number of registered beds per hostel divided by six: Free per kilolitre per month
- (b) In excess of 6 kilolitres up to and including 10 kilolitres per hostel multiplied by the factor of the number of registered beds per hostel divided by six: R20.28 per kilolitre per month.
- (c) In excess of 10 kilolitres up to and including 15 kilolitres per hostel multiplied by factor of the number of registered beds per hostel divided by six: R21.17 per kilolitre per month.
- (d) In excess of 15 kilolitres up to and including 20 kilolitres per hostel multiplied by the factor of the number of registered beds divided by six per hostel: R29.68 per kilolitre per month.
- (e) For any quantity in excess of 20 kilolitres per hostel multiplied by the factor of the number of registered beds divided by six per hostel: R60.65 per kilolitre per month.

2.4 Deemed consumption areas

2.4.1 Erven within previously disadvantage areas where a flat rate for water consumption was charged and it has not been possible to assess metered water consumption over the past 12 months:

- (a) 5kl per month: Free;
- (b) 10 kl per month: R81.13 per month;
- (c) 20 kl per month: R335.36 per month.

2.5 Informal settlements

Informal dwelling structure on an erf, which is not connected to the water reticulation system of the Council and is supplied by water from a communal water point: Free of charge per month.

2.6 Availability Charges

The following availability charges shall be payable in respect where service are available:

- (a) For vacant residential stands; R375.36 per calendar month per stand
- (b) For unoccupied improved residential stands; R375.36 per calendar month per stand
- (c) For improved occupied residential stands where no water supplied by Council is being consumed for any reason, including, but not restricted to stands using borehole water; R375.36 per calendar month per stand
- (d) Per occupied unmetered residential stands R375.36 per calendar month per stand

3. Mixed use

3.1 For the supply of water to any dwelling, with or without appurtenant outbuildings, and used for more than one purpose (excluding any such units used merely for purposes incidental to such other purposes which constitute the main activities on the premises), where water consumed in all such units is metered by one meter supplied by Johannesburg Water for any quantity of water supplied, the aggregate consumption be divided by the number of dwelling units.

- (a) For the first 6 Kilolitres per dwelling multiplied by the number of dwelling units on the premises: Free
- (b) In excess of 6 kilolitres up to and including 10 kilolitres per dwelling multiplied by the number of dwelling units: R20.28 per kilolitre per month.
- (c) In excess of 10 kilolitres up to and including 15 kilolitres per dwelling multiplied by the number of dwelling units on the premises: R21.17 per kilolitre per month.
- (d) In excess of 15 kilolitres up to and including 20 kilolitres per dwelling multiplied by the number of dwelling units: R29.68 per kilolitre per month
- (e) For any quantity in excess of 20 kilolitres per dwelling multiplied by the number of dwelling units: R60.65 per kilolitre per month.
- (f) In the case where a domestic customer conducts commercial/business activities on their residential unit where prepayment meters have been installed any consumption will be charged at the rate of the tariff band listed in sub-paragraphs (a) to (e).

- (g) A water demand management levy of R28.32 per dwelling per calendar month plus R249.99 per stand.

4. Non-Residential

4.1 Surcharge

A 2% surcharge is levied on business customers (Institutions, Commercial and Industrial).

4.2 Institutions

4.2.1 Conventional water meters and Prepayment Meters For the supply of water to institutions:

- (a) For consumption up to 200 kilolitres: R37.32 per kilolitre per month
- (b) For consumption exceeding 200 kilolitres: R42.56 per kilolitre per month.
- (c) A water demand management levy of R249.99 per stand per calendar month.

4.3 Commercial / Industrial

4.3.1 Conventional water meters and Prepayment Meters For the supply of water through any one meter to premises:

- (a) For consumption up to 200 kilolitres: R48.03 per kilolitre per month.
- (b) For consumption exceeding 200 kilolitres: R50.67 per kilolitre per month.
- (c) A water demand management levy of R249.99 per stand per calendar month.

4.4 Availability Charges

The following availability charges shall be payable in respect where service are available:

- (a) For non-residential vacant stands; R938.40 per calendar month per stand
- (b) For unoccupied improved non-residential stand; R938.40 per calendar month per stand

- (c) For improved occupied non-residential stands where no water supplied by Council is being consumed; R938.40 per calendar month per stand
- (d) Stands belonging to the City of Johannesburg and its Municipal Owned entities that do not consume water will be exempted from the availability charge.

5. INTERIM CHARGES

- (a) For the purpose of assessing any charge where a meter reading could not be obtained, for whatever reason, in an area other than a deemed consumption area, the consumption trend of the customer's interim charges are raised in absence of an actual reading. Where there is no trend available, a township average may be applied.
- (b) The interim charge shall be reversed when actual meter readings are again obtained and the account adjusted accordingly.
- (c) Interim charges levied are payable and due in the same way as an actual charge.

6. MISCELLANEOUS

- (a) For the supply of water for use outside the area of jurisdiction of the City of Johannesburg (excluding water supplied in bulk to another local authority) such supply to be metered at a point within the boundary of the City of Johannesburg in any one month, the charge payable shall be the prevailing Rand Water bulk supply price plus a surcharge of 25% on the aggregate of such charge.
- (b) In the case of meters registering the supply of water in gallons, the number of kilolitres supplied shall be determined by dividing the number of gallons registered by 220 and rounding off the result, up or down to the nearest 10.
- (c) The Managing Director of Johannesburg Water will have the authority to negotiate with customers who receive a special tariff, due to older arrangements with the City, to bring these special tariffs in line with the regular tariff.

7. CUSTOMER REQUESTS TO CHANGE BILLING TARIFF

- 7.1 When customers request in writing to change the category billing tariff, it will be confirmed by Managing Director of Johannesburg Water and will only apply from the date of which the request is received by the City and will not be backdated.

8. CHARGES FOR CONNECTING SUPPLY

8.1 Customer requests for disconnections

- (a) For the removal of an unused meter up to and including a 20 mm connection, and consequent disconnecting of supply: R2,768.63
- (b) For the removal of an unused meter larger than 20 mm up to and including a 40 mm connection, and consequent disconnecting of supply: R15,014.38

1C.32

- (c) For the removal of an unused meter larger than 40 mm up to and including a 100 mm connection, and consequent disconnecting of supply: R27,526.37
- (d) For the removal of an unused meter larger than 100 mm connection, and consequent disconnecting of supply: R40,038.35

8.2 For the disconnections and/or re-connection of supply which has been cut off for credit control purposes

- (a) Flow restrictions: meter up to and including a 20 mm connection: R515.00
- (b) Flow restrictions: meter larger than 20 mm: R2,157.23.
- (c) Cut-off, Level 3 - Disconnection and reconnection at the water mains supply: 8,704.63.

9. NEW CONNECTIONS

- (a) For providing and installing a 20 mm connection with a meter:
 - i. Service Level 1 water connection: Free
 - ii. New complete connection: R11,468.25
 - iii. New meter only: R3,923.53
- (b) For providing and installing a 25 mm connection with a meter: R 27,865.95
- (c) For providing and installing a 40 mm connection with a meter: R 37,438.96
- (d) For providing and installing a 50 mm connection with a meter: R 47,882.21
- (e) For providing and installing a 80 mm connection with a meter: R 74,870.69
- (f) For providing and installing a 100 mm connection with a meter: R 77,486.35
- (g) For providing and installing a 150 mm connection with a meter: R 92,276.16
- (h) In the event of an unmetered illegal connection not installed by Johannesburg Water or with a letter from Johannesburg Water authorising the installation by a developer or their agent, a fine, over and above the charges in 7.2 (B) (a) to (g) above, which will be equal to two (2) times the applicable new connection tariff above, per connection and multiplied by the number of households on the stand.

10. FIRE SERVICE CONNECTIONS

- (a) For providing and installing a 25 mm fire service connection without a meter: R 25,410.95
- (b) For providing and installing a 40 mm fire service connection without a meter: R 27,866.42
- (c) For providing and installing a 50 mm fire service connection without a meter: R 28,729.88
- (d) For providing and installing a 80 mm fire service connection without a meter: R 43,529.65
- (e) For providing and installing a 100 mm fire service connection without a meter: R 50,500.56

1C.33

- (f) For providing and installing a 150 mm fire service connection without a meter: R 61,811.31

11. SPECIAL CHARGES IN CONNECTION WITH METERS SUPPLIED BY JOHANNESBURG WATER:

- 11.1 For special reading of a meter at the request of a consumer (excluding new consumers) provided that only a single charge be levied under this item for the simultaneous reading of water and electricity meters for a single consumer: R 625.60;

- 11.2 For installing a meter after the removal thereof; R 3,923.53

- 11.3 For testing a water meter owned by Johannesburg Water at the request of the consumer, if it is found that the meter does not show an error of more than the prescribed tolerance:

- (a) Meters for pipes with a diameter measuring up to and including 25 mm, for each meter: R 4,315.88
- (b) Meters for pipes with a diameter measuring more than 25 mm, for each meter: R 8,631.77

- 11.4 Rules applicable to clause 11.3

- (a) The method and results of a test carried out by Johannesburg Water in terms of sub items 11.3, shall be accepted by the consumer as conclusive.
- (b) The consumer shall be entitled, on giving Johannesburg Water (SOC) Ltd reasonable notice of his intention, to be present at the testing of any meter in which he is interested.
- (c) Johannesburg Water shall retain every water meter for 3 months after it has been tested in order to make any further check or adjustment which may be necessary.
- (d) When a meter fails the test, the meter testing fees will be refunded.
- (e) When the meter fails the test, meter reading and billing will be adjusted using the by-law calculations to raise/reverse charges for the period affected.

- 11.5 For testing a meter owned by the consumer the charge shall be as follows:

- (a) Meters for pipes with a diameter measuring up to and including 25mm, for each meter: R 5,004.80.
- (b) Meters for pipes with a diameter measuring more than 25 mm, for each meter: R 9,383.99.

1C.34

- 11.6 If a water meter remains unused for more than three months Johannesburg Water shall be entitled to remove it free of cost to the consumer and shall replace it when it is again required; the replacement shall be at the consumer's expense (refer section 6.2).
- 11.7 For the purpose of rule 8, a meter shall be deemed to have been unused during any period between readings if less than 4 kilolitres passed through it.
- 11.8 Charges applicable to the moving of water meter outside the boundary of a property at the consumer's request:
- (a) For the moving of a Meter size 20, 25 and 40mm which can be moved as a unit. R 13,620.96 per meter;
 - (b) For the moving of a Meter size 50 and 80mm R 16,936.79 per meter;
 - (c) For the moving of a meter size 100 and 150mm for which a chamber needs to be built. R 21,578.83 per meter.
- 11.9 Temporary interruption
- (a) For the temporary interruption of a consumer's water supply at his request and the subsequent reconnection thereof, for including the time taken for travelling, whether one or more trips to the erf are necessary: R 2,607.02;
 - (b) In the case where a consumer fits an internal stopcock which will allow the consumer to perform the interruption without the assistance of Johannesburg Water in future: free of charge
- 11.10 Charge for issuing of notice:
- (a) For the issuing of a notice in respect of arrear amounts on one or more services: R 470.46

12. EFFLUENT RE-USE TARIFF

- 12.1 Effluent re-use will be charged where the off take is from the treatment plant at the cost of the user. Where any infrastructure has to be provided, additional charges will apply on a case by case basis dependant on the cost to Johannesburg Water and the period of the agreement.

Name of Catchment	2021/22(R/kl)
Integrated Vaal River System (IVRS)	R5.811
Crocodile West Marico	R6.835

- 12.2 The Water Treatment Works that dispense effluent to both Integrated Vaal River System and Crocodile West Marico are listed below:

(a) **Integrated Vaal River System (IVRS)**

- Olifantsvlei works
- Bushkoppies works
- Goudkoppies works
- Ennerdale works

(b) **Crocodile West Marico**

- Driefontein works
- Northern works

13. EXPANDED SOCIAL PACKAGE**13.1 Residential Indigent Consumers Conventional water meters**

13.1.1 For the supply of water to any dwelling unit where such a dwelling unit has its own meter supplied by Johannesburg Water and is used for residential purposes by a consumer that is registered indigent in terms of the Council's Expanded Social Package policy:

Indigent Category	Score on Prevailing COJ Poverty Index	Allocation of additional free water per person per day (litres)	Monthly allocation cap of free water per household in which at least 50% of registered social package recipients qualify for the band in question (Kilo-litres)
Band 1	1-34	25l.	10kl.
Band 2	35-70	35l.	12kl.
Band 3	71-100	50l.	15kl

Note :

- Band 1 refers to individuals / households within a vulnerability range defined by the approved CoJ Poverty index of the ESP policy.
- Band 2 refers to individuals/ households with some formal income that nonetheless falls below the survival range threshold set by the approved CoJ Poverty index of the ESP policy.
- Band 3 refers to individuals/ households with no formal income from either grants or employment, or incomes below the individual survival level as set by CoJ Expanded Social Package policy.

13.2 Residential Indigent Consumers Prepayment meters

13.2.1 Where a residential prepayment meter has been installed for the supply of water, where such water is consumed by a consumer that is declared indigent in terms of the Council's Expanded Social Package policy resolution, the proposed tariff will be as follows:

Indigent Category	Score on Prevailing COJ Poverty Index	Allocation of additional free water per person per day (litres)	Monthly allocation cap of free water per household in which at least 50% of registered social package recipients qualify for the band in question (Kilo-litres)
Band 1	1-34	25l.	10kl.
Band 2	35-70	35l.	12kl.
Band 3	71-100	50l.	15kl

Note :

- (a) Band 1 refers to individuals / households within a vulnerability range defined by the approved CoJ Poverty index of the ESP policy.
- (b) Band 2 refers to individuals/ households with some formal income that nonetheless falls below the survival range threshold set by the approved CoJ Poverty index of the ESP policy.
- (c) Band 3 refers to individuals/ households with no formal income from either grants or employment, or incomes below the individual survival level as set by CoJ Expanded Social Package policy.

13.3 Deemed consumption areas: Indigent customers

13.3.1 Erven within previously disadvantaged areas where a flat rate was charged and it has not been possible to assess metered water consumption over the past 12 months and the consumer is declared indigent in terms Expanded Social Package Policy of Council:

- (a) 5kl per month: Free of charge;
- (b) 10 kl per month: Free of charge;
- (c) 20 kl per month: R139.13 per month

14. DAMAGES TO MUNICIPAL WATER PIPE SYSTEM AND OR WATER INSTALLATIONS TARIFFS:

14.1 Any damages to the municipal water system and or installation: Actual costs of repairs plus cost of water lost. The cost of water lost will be charged as indicated below:

- a. Pipe with a diameter of 50mm or less R13,140.17
- b. Pipe with a diameter larger than 50mm but less than or equal to 100mm
R 26,282.09
- c. Pipe with a diameter larger than 100mm but less than or equal to 250mm
R39,425.21
- d. Pipes with diameters larger than 250mm but less than or equal to 400mm
R52,564.14

1C.37

- e. Pipes with diameters larger than 400mm but less than or equal to 700mm
R105,128.30
- f. Pipes with diameters larger than 700mm R144,548.79

14.2 The above tariffs will be levied per incident reported:

- (a) The reporting should be done as soon as the incident is known to both City of Johannesburg Call Centre wherein the reference number will be given and a Water Service Regional Manager or a Customer Care Manager. It is up to the person working within City of Johannesburg to obtain the necessary contact details.
- (b) If the incident was not reported but was found by the City/Johannesburg Water a surcharge of 10% will be applied.
- (c) For a repeated offender in a project or area, within a 12 month period, a surcharge will be levied as follows:
 - i. For a second transgression 5% will be levied above the tariff as determine previously based on the size of water pipe inclusive of water losses and cost or repairs.
 - ii. Third transgression 10% surcharge to be levied.
 - iii. Fourth transgression 15% surcharge to be levied.
 - iv. Fifth transgression 25% surcharge to be levied.
 - v. For any transgression above five, 50% surcharge will be levied,

In this circumstance Johannesburg Water/ City of Johannesburg reserves the right to review contractual relationship if the transgressor is the service provider.

If the transgressor is not contractual bound to Johannesburg Water/City of Johannesburg, the municipality reserves the right to request the transgressor to cease operations within 24 hours

15. ILLEGAL CONNECTIONS

- 15.1 Disconnection and re-connection of supply for an incidence of bypassing of the service installation and/or meter: R16,265.58 for up to a 20mm connection and R37,535.94 for a connection larger than 20mm.
- 15.2 Disconnection and re-connection of supply for an incidence of vandalism/tampering of the service installation and/or meter: R16,265.58 for up to a 20mm connection and R37,535.94 for a connection larger than 20mm. In the event of stands with multiple households or business premises, the charge will be multiplied by the number of households/business premises per stand even if there is a single bulk meter.
- 15.3 For repeat offenders a surcharge of 30% will charged above the charges in 15.1 and 15.2.
- 15.4 Upon investigations and conformation of illegal connection, to account for Water losses during construction and post construction JW will raise the following charges;
 - (a) 1kl will be charged for every square meter constructed via an unmetered connection or illegal connection plus a new meter connection fee.
 - (b) Tariff used will be as per land use.
 - (c) In the incident where construction took place without a metered connection and occupation has already taken place JW will charge as per point 1.

15.5 In an incidence where unauthorised water is consumed from an unmetered fire hydrant JW will raise the following charges;

- (a) A penalty fee of R50 000.00 will be charged for incidence of unauthorised fire hydrant usage.
- (b) In a case where the Unauthorised Usage of Fire Hydrant is committed by a potable water truck, the capacity of that particular truck will be used to calculate water lost and a charge of R500 per KL will used to raise water losses charges.
- (c) The owner and user of the truck used will be jointly liable for the charges.

16. VALUE ADDED TAX

All the above charges are **exclusive** of VAT.

ANNEXURE B**AMENDMENT OF TARIFF OF CHARGES FOR SEWERAGE & SANITARY SERVICES**

In terms of the Local Government: Municipal Finance Management Act, 2003 (Act 56 of 2003) as amended: sections 17(3)(a)(ii) and 22(a) of ; of the Local Government: Municipal Systems Act, 2000 (Act 32 of 2000) as amended: sections 21(1) and (3), 21A and 75A(3) and (4) of , it is hereby notified that the City of Johannesburg has, in terms of the Local Government: Municipal Systems Act, 2000 (Act 32 of 2000) as amended: Sections 11(3)(i) and 75A(1) and (2), read with the Local Government: Municipal Financial Management Act, 2003 (Act 56 of 2003) as amended: section 24(2)(c)(ii) of , amended its Tariff of Charges for Sewerage and Sanitary Services with effect from 1 July 2021. A 2% surcharge is levied on business tariffs.

The following tariffs shall be effective from 1 July 2021:

1. DEFINITIONS

For the purposes of this Tariff of Charges the following definitions will apply:

- 1.1. "Dwelling unit" means one or more rooms including a kitchen/s designed as a unit for occupancy for the purpose of cooking, living and sleeping which includes nearby outbuildings, sheds and granny flats within the curtilage of the property excluding multi dwellings and blocks of flats ;
- 1.2. "Multi-dwelling" means any arrangement of premises that comprises more than one dwelling unit including semi-detached houses, simplex units, townhouses, duplex dwellings, and any other arrangement of residential premises excluding block of flats meeting the definition in 1.3 below;
- 1.3. "Block of Flats" means a dwelling unit set aside on a single multi storey building on a single erf with one communal entrance to the building, which building comprises more than one dwelling unit; and where the rates valuation per dwelling does not exceed R700,000.00. (Where the rates valuation is provided for the total stand, the rates valuation should be divided by the number of dwelling units to get the value per dwelling unit.)
- 1.4. "Mixed use" Any premises comprised of two or more dwelling units, with or without appurtenant outbuildings, and any unit for other purposes (excluding any such premises if such units are used merely for purposes incidental to such other purposes which constitute the main activities on the premises)
- 1.5. "Hostel" means collective accommodation for Local Authority and Provincial Government workers which accommodation may be single rooms or dormitories, with shared facilities such as kitchens and bathrooms;

1C.40

- 1.6. "Service Level 1" shall mean a service delivery option consisting of a ventilated improved pit latrine or equivalent dry sanitation system located on each. No water and sewer connections are provided to each individual property, and no waterborne sewer system is available.
- 1.7. "Service Level 3" shall mean a service delivery option consisting of a conventional waterborne sewer network with individual sewer connections to each erf.
- 1.8. "Institution" means public tertiary educational institutions, public schools, public hospitals, orphanages, old aged homes or other similar premises operated by a registered welfare organisation, sport clubs or premises used for public worship, including halls or other buildings used for religious purposes. Student accommodation owned by institutions as defined herein will be covered under institutions.
- 1.9. "Commercial" refers to the sewer service to premises other than those provided for in clauses 2, 3 and 4.2.
- 1.10. "Prepayment meter" refers to the meter where you pay for your water and sewer service before you use it - usually by adding money to a 'key' or smart card, which is then inserted into the **meter** or a digital code which can be captured into a keypad .

2. Residential Charges

2.1 Dwelling on a single erf, per erf- R/month

The following charges shall be payable in respect of land having a drainage installation thereon which is connected to Johannesburg Water's sewer network:

(a) Erf size up to and including 300 m ²	R 243.57
(b) Erf size from 301 m ² to 1 000 m ²	R 474.15
(c) Erf size from 1 001 m ² to 2 000 m ²	R 717.30
(d) Erf size larger than 2 000 m ²	R 1,033.51

2.2 Block of Flats

- (a) Where information to the satisfaction of the Managing Director: Johannesburg Water, or his duly authorised representative, has been furnished as to the number of flats on premises: R 243.57 per unit per month.
- (b) Where information to the satisfaction of the Managing Director: Johannesburg Water, or his duly authorised representative, has not been furnished as to the number of flat units in a complex: For each kilolitre or part thereof of the metered or estimated water consumption: R28.56/kl."

1C.41

- (c) This is a subsidized charge applicable to qualifying block of flats and qualifying households as per section 11.1

2.3 Multi-dwellings

- (a) Where two or more dwelling units have been erected on a single erf, an erf size shall be determined in respect of each dwelling house erected on such property, by dividing the area of the erf by the number of dwelling units erected thereon. The charge shall then be levied in respect of each such dwelling unit in accordance with the provisions of section 2.1 above, provided that the minimum charge shall be: R 474.15 per unit per month.
- (b) Where information to the satisfaction of the Managing Director: Johannesburg Water, or his duly authorised representative, has not been furnished as to the number of dwelling units on a complex: For each kilolitre or part of the metered or estimated water consumption: R35.91/kl.

2.4 Informal Settlements

- (a) Informal dwelling structures used for human habitation in respect of which no building plan has been lawfully approved by any competent authority and the dwelling on the erf is not individually connected to Johannesburg Water's water reticulation system: Free of charge.

2.5 Residential prepayment meter

- 2.5.1 Where residential prepayment meter has been installed for the supply of water to a dwelling, block of flats and multi-dwellings where such service is provided in respect of land having a drainage installation thereon which is connected to Johannesburg Water's sewer:

- (a) For the first 6 kilolitres: Free.
- (b) In excess of 6 kilolitres up to 10 kilolitres: R10.07 per kilolitre per month.
- (c) In excess of 10 kilolitres up to 15 kilolitres: R12.75 per kilolitre per month.
- (d) In excess of 15 kilolitres up to 20 kilolitres: R14.28 per kilolitre per month.
- (e) In excess of 20 kilolitres up to 30 kilolitres: R21.19 per kilolitre per month.
- (f) In excess of 30 kilolitres up to 40 kilolitres: R21.19 per kilolitre per month.

- (g) In excess of 40 kilolitres up to 60 kilolitres: R21.19 per kilolitre per month.
- (h) In excess of 60 kilolitres: R21.19 per kilolitre per month.

2.6 Availability Charges

2.6.1 The following availability charges shall be payable in respect of:

- (a) For vacant residential stands; R 245.71 per month per stand
- (b) For unoccupied improved residential stands; R 245.71 per month per stand
- (c) For improved occupied residential stands where no water supplied by Council is being consumed for any reason; R 245.71 per month per stand
- (d) For occupied unmetered residential stands; R 245.71 per month per stand

3. Mixed used

3.1 Where water consumed in all such units is metered by one meter supplied by Johannesburg Water, for any quantity of water supplied to the premises, for each kilolitre or part thereof of the metered or estimated water consumption: R 35.91/kl.

4. Non Residential

4.1 Surcharge

A 2% surcharge is levied on business customers (Institutions, Commercial and Industrial).

4.1 Institutions/ Hostels

- (a) For the provision of sewerage service to Institutional Buildings will be charged at R28.56/kl.

4.2 Industrial / Commercial

- (a) For each kilolitre or part thereof of the metered or estimated water consumption: R 35.91/kl irrespectively post or prepayment

4.3 Other classes of property

- (a) All classes of property other than those specified in clauses 2,3 and 4.2 above: For each kilolitre or part thereof of the metered or estimated water consumption: R 35.91/kl.

4.4 Availability Charges

4.4.1 The following availability charges shall be payable in respect of:

- (a) For non-residential vacant stands; R 724.42 per month per stand
- (b) For unoccupied improved non-residential stand; R 724.42 per month per stand
- (c) For improved occupied non-residential stands where no water supplied by Council is being consumed; R 724.42 per month per stand
- (d) Stands belonging to the City of Johannesburg and its Municipal Owned entities that do not consume sewer and sanitation services will be exempted from the availability charge.

5. CUSTOMER REQUESTS TO CHANGE BILLING CATEGORY

- (a) When customers request in writing to change the category billing tariff, it will be confirmed by Managing Director of Johannesburg Water and will only apply from the date of which the request is received by the City and will not be backdated.
- (b) The Managing Director of Johannesburg Water will have the authority to negotiate with customers who receive a special tariff, due to older arrangements with the City, to bring these special tariffs in line with the regular tariff.

6. NIGHT SOIL AND VACUUM TANKER SERVICES

6.1 The following charges shall be payable for night soil and vacuum tanker services:

- (a) For the removal of sewage by vacuum tanker outside a sewer reticulated area, per kilolitre or part thereof: R305.99/kl.
- (b) Discharge of contents of tankers used to evacuate portable toilets to works: per kilolitre or part thereof R 513.13/kl.
- (c) Discharge of contents of tankers used to evacuate portable toilets to works, and where such tankers are hired on contract by Johannesburg Water: Free of charge.

7. CHARGES FOR INDUSTRIAL EFFLUENT

7.1 The charge shall be calculated in accordance with the following formulae:

The sum of:

$$A: \quad C + T \cdot (\text{COD}) \quad \text{cent/kilolitre,}$$
$$700$$

Subject to a minimum charge of R 36.58/kl;

1C.44

and:

B: (i) T.(As-2,5) cent/kilolitre, where As is greater than 2,5 mg/l; 2,5

and (ii) T.(Cd-2,5) cent/kilolitre, where Cd is greater than 2,5 mg/l; 2,5

and (iii) T.(Co-20) cent/kilolitre, where Co is greater than 20 mg/l; 20

and (iv) T.(Cr-20) cent/kilolitre, where Cr is greater than 20 mg/l; 20

and (v) T.(Cu-20) cent/kilolitre, where Cu is greater than 20 mg/l; 20

and (vi) T.(Hg-1) cent/kilolitre, where Hg is greater than 1 mg/l; 1

and (vii) T.(Mo-5) cent/kilolitre, where Mo is greater than 5 mg/l; 5

and (viii) T.(Ni-10) cent/kilolitre, where Ni is greater than 10 mg/l; 10

and (ix) T.(Pb-10) cent/kilolitre, where Pb is greater than 10 mg/l; 10

and (x) T.(Se-2,5) cent/kilolitre, where Se is greater than 2,5 mg/l; 2,5

and (xi) T.(Zn-20) cent/kilolitre, where Zn is greater than 20 mg/l; 20

and (xii) C.(7-pH) cent/kilolitre, where pH is less and 4 units

and (xiii) (C+T).(FOG-200)cent/kilolitre, where FOG is greater than 200mg/l;
200

1C.45

Where C = R 1,016.08 and T = R 1,108.08

Where the COD is Chemical Oxygen Demand:

and As = Total Arsenic;
 Cd = Total Cadmium;
 Co = Total Cobalt;
 Cr = Total Chromium;
 Cu = Total Copper;
 Hg = Total Mercury
 Mo = Total Molybdenum
 Ni = Total Nickel;
 Pb = Total Lead;
 Se = Total Selenium;
 Zn = Total Zinc.
pH = - log [H³⁰⁺]
FOG = Total fat, oil and grease

As determined by the analytical methods used by the CYDNA Scientific Services Laboratory of Johannesburg Water (SOC) Ltd.

It is important that the sewer system is protected against acidic effluents and the charge for pH is therefore punitive. Similarly, metals are detrimental to the environment and the metal charge is also punitive. In addition, the discharge of excessive quantities of fat, oil and grease (FOG) into the sewer system causes blockages which is a public nuisance, a health risk and impedes the proper operation of the City's Waste Water Treatment Works. Hence the FOG charge is also punitive. Therefore, in cases where the Water Services By-laws are violated, pH will be assessed on the lowest and metals and FOG on peak values recorded during a six monthly period, irrespective of whether the industrial effluent volume discharged during that period is less than the value stipulated in clause 4.2 below.

1C.46

7.2 In the case of any trade or industry in respect of which the average monthly volume of trade or industrial effluent generated during the previous half-year period was less than 100 kilolitres, the charge shall be R35.91 per kilolitre except where punitive charges are applied.

7.3 In respect of domestic effluent discharged from the premises of any trade or industry for which a charge was levied in terms of clause C (1) above, the charge shall be R35.91 per kilolitre.

In the absence of direct measurement, the domestic effluent will be estimated as follows:

- (a) 1,0 kilolitre per full-time staff member per month.
- (b) 4,0 kilolitre per resident per month {not included in (i) above}.
- (c) For staff canteens: 0,15 kl per meal served per month.
- (d) The working month will be based on a 5-day working week. In cases where the working week deviates from 5 days, a pro rata adjustment will be made).

7.4 Where the average monthly volume of trade or industrial effluent generated during the previous half-year period was more than 50 kilolitres, rebates under A above to be granted under conditions specified by the Council as follows—

- (a) 10% if discharge occurs at specified times only;
- (b) 15% if flow is balanced and discharged evenly over seven days at specified times only;
- (c) 20% if effluent contains readily bio-degradable carbon beneficial to the Council's treatment processes; and
- (d) 50% maximum if (c) occurs with (a) and (b).

7.5 For the disposal of organic industrial wastes delivered by tanker to the wastewater treatment works: R21.10 per kilogram of COD.

8. CHARGES FOR GARBAGE GRINDERS:

8.1 For each rated 0.75kW or part thereof of the drive motor of each grinder:
R 752.21 per month.

9. SUNDRY CHARGES

9.1 Charges for work carried out by Johannesburg Water (SOC) Ltd:

- | | |
|---|------------|
| (a) Re-inspection fee, per inspection | R 4,455.26 |
| (b) Sealing opening, per connection | R 6,884.96 |
| (c) Re-opening sealed connections and re- | |

1C.47

Connecting drainage installation to the Sewer, per connection	R 6,884.96
--	------------

(d) Alterations to gullies, per gulley	R 3,604.37
--	------------

10. DAMAGES TO MUNICIPAL WATER OR SEWER PIPE SYSTEM AND OR WATER OR SEWER INSTALLATIONS TARIFFS:

10.1 Any damages to the municipal water system and or installation: Actual costs of repairs plus cost of water lost. The cost of water lost will be charged as indicated below:

- a. Pipe with a diameter of 50mm or less R 13,140.17
- b. Pipe with a diameter larger than 50mm but less than or equal to 100mm
R26,282.09
- c. Pipe with a diameter larger than 100mm but less than or equal to 250mm
R39,425.21
- d. Pipes with diameters larger than 250mm but less than or equal to 400mm
R52,564.14
- e. Pipes with diameters larger than 400mm but less than or equal to 700mm
R105,128.30
- f. Pipes with diameters larger than 700mm R144,548.79

10.2 The above tariffs will be levied per incident reported:

- (a) The reporting should be done as soon as the incident is known to both City of Johannesburg Call Centre wherein the reference number will be given and a Water Service Regional Manager or a Customer Care Manager. It is up to the person working within City of Johannesburg to obtain the necessary contact details.
- (b) If the incident was not reported but was found by the City/Johannesburg Water a surcharge of 10% will be applied.
- (c) For a repeated offender in a project or area, within a 12 month period, a surcharge will be levied as follows:
 - i. For a second transgression 5% will be levied above the tariff as determine previously based on the size of water pipe inclusive of water losses and cost or repairs.
 - ii. Third transgression 10% surcharge to be levied.
 - iii. Fourth transgression 15% surcharge to be levied.
 - iv. Fifth transgression 25% surcharge to be levied.
 - v. For any transgression above five, 50% surcharge will be levied,
- 1. In this circumstance Johannesburg Water/ City of Johannesburg reserves the right to review contractual relationship if the transgressor is the service provider.
- 2. If the transgressor is not contractual bound to Johannesburg Water/City of Johannesburg, the municipality reserves the right to request the transgressor to cease operations within 24 hours.

11. Rebates/ Expanded Social Package

11.1 Rebates

A person qualifying for a rebate on Assessment Rates in terms of Section 15 of the Local Government Municipal Property Rates Act 6 of 2000 as amended, will be entitled to be charged for domestic sewage at the charge applicable to an erf to 300 m². (R 243.57 per month).

11.2 Residential Indigent Consumers

11.2.1 A reduction in tariff will be given to a consumer who is having a drainage installation, connected to Johannesburg Water's sewer network and who is declared indigent in terms of the Council's Expanded Social Package policy resolution:

Indigent Category	Score on Prevailing COJ Poverty Index	Reduction in Sewerage tariff
Band 1	1-34	70%
Band 2	35-70	100%
Band 3	70-100	100%

Note :

- Band 1 refers to individuals / households within a vulnerability range defined by the approved CoJ Poverty index of the ESP policy.
- Band 2 refers to individuals / households with some formal income that nonetheless falls below the survival range threshold set by the approved CoJ Poverty index of the ESP policy.
- Band 3 refers to individuals/ households with no formal income from either grants or employment, or incomes below the individual survival level as set by CoJ Expanded Social Package policy.

12. VALUE ADDED TAX

All the above charges are **exclusive** of VAT.

ANNEXURE 3

AMENDMENT OF TARIFFS OR USER CHARGES FOR WASTE MANAGEMENT SERVICES

Taking into account the inputs received from the public participation process, the proposed waste management recycling charge of R50 for affluent households will no longer be implemented.

ANNEXURE A: REFUSE CHARGE AND CITY CLEANING LEVY**Refuse Charge**

The table below depicts the property categories in terms of their values and related refuse charges aligned to each category.

Property Categories		Proposed Tariff (increased by 4.3%)
From	To	
0	R350 000	Exempt
R350 001	R500 000	R147
R500 001	R750 000	R194
R750 001	R1 000 000	R245
R1 000 001	R1 500 000	R258
R1 500 001	R2 500 000	R360
R2 500 001	R5 000 000	R375
R5 000 000>		R384

City Cleaning Levy (CCL)

The property categories listed below relates to CCL which is levied on properties zoned as non-residential including vacant land and all agricultural properties as reflected in City's land information systems (LIS).

Property Categories		Proposed Tariff (increased by 4.3%)
From	To	
0	R350 000	Exempt
R350 001	R500 000	R201
R500 001	R1 500 000	R203
R1 500 001	R2 500 000	R291
R2 500 001	R5 000 000	R299
R5 000 001	R7 500 000	R464
R7 500 001	R10 000 000	R484
R10 000 001	R30 000 000	R650
R30 000 000>		R825

Non-Sectional Title Properties

The tariffs below apply to properties other than sectional title properties used for habitation and charged as follows:

- a) Non-sectional title properties with multiple living units will be R96 per unit
- b) Non-sectional title properties containing living rooms will be R40 per room with shared facilities per month

ANNEXURE B: LANDFILL DISPOSAL FEES/TARIFF

The following tariffs will be increased by 4.3%.

Disposal fees/tariff

The categories below reflect charges for the waste disposed of at various landfills sites within the City. This method of waste disposal involves treatment of waste materials by burial and is categorised and charged per type and weight being disposed of as follows:

	Tariff (excl. vat)
(a) Refuse Disposal for each 500kg - Except Special Industrial Waste	R 127
(b) Refuse Disposal for each 250kg - Special Industrial Waste	R 127
(c) Refuse Disposal - Except Special Industrial Waste done after 12:00pm on Saturday, the whole day on Sunday and Public Holidays	R 152
(d) Refuse Disposal - organic (garden) waste (Free at Garden Sites)	R134
(e) Refuse Disposal - Soil and Other Material Suitable for Covering Landfills	R 0
(f) Refuse Disposal Outside of COJ- Soil and Other Material Suitable for Covering Landfills	R 189

Landfill safe disposal (per ton)

The tariffs in this category relates to safe disposal of putrescible (food) waste at City landfill sites for which destructible certificates are issued. This service is charged per ton of waste disposed as follows:

	Tariff (excl. vat)
(a) Price per ton	R 3 186
(b) Price per 500kg and under	R 1 594

AMENDMENT OF TARIFF OF CHARGES FOR ELECTRICITY SERVICES**PROPOSED TARIFF INCREASE FOR FY21/22****Summary of Proposed Tariff Increase**

It is proposed to increase City Power tariffs by an average of 14.59% for FY21/22, subject to NERSA processes. According to the NERSA methodology for determining the municipal guideline increase, NERSA has to consider the municipal entities' actual cost structure in making a tariff determination. This increase is in line with the draft NERSA municipal guideline increase.

The proposed tariff increase is based on the following principles:

- a) All service and capacity charges (Rand/month) across all customer categories are proposed to be increased by 14.59%. The proposed increase to service and capacity charge is aimed at achieving greater balance between City Power's revenue and cost structure by gradually increasing the contribution with a fixed income to more effectively compensate for the proportionally higher fixed cost structure of our operations.
- b) All large power user (LPU) demand charges (Rand/kVA) across all customer categories are proposed to be increased by 14.59% in order to achieve a greater balance between City Power revenue and cost structure by gradually increasing the contribution of fixed income from LPUs to more effectively compensate for the proportionally higher fixed cost structure of our operations.
- c) All energy charges (c/kWh) across all customer categories are proposed to be increased by 14.59% except for the following customer categories which will be subjected to varied increases to energy charges;
 - o Conventional business,
 - o LPU Time of Use (TOU),
- d) To limit the increase to conventional business customers' energy charges (c/kWh) to 10.19% to gradually align to NERSA benchmark tariffs,
- e) To increase the energy charges applicable to LPU TOU customers by 18.59% to achieve greater alignment between this category and the LPU Demand category,
- f) It is further proposed to introduce the following new tariff categories:
 - o Alternative LPU Time of Use (TOU) Tariff based on the notified maximum demand methodology; In terms of the proposed alternative tariff qualifying TOU customers will have the option of apply split the demand charge (R/kVA) into network access based on NMD as determined by the customer and a demand charge based on the monthly actual demand for capacity. LPU TOU Customers who choose to be on the particular tariff will still be subjected to all other tariffs that may be

applicable to normal LUP TOU customer categories except for variant demand charges (R/kVA).

Alignment of LPU Demand Tariff and LPU TOU Tariff

The qualifying City Power LPU customers have a choice between LPU Demand and the LPU TOU tariff. The current capacity charges (R/kVA) for the tariff categories are the same respectively for LV and MV customers. The only factor that differentiates the current LPU Demand and LPU TOU tariffs is the respective energy charges. The MV Demand tariff has a flat tariff that is seasonally differentiated (Table 1). On the other hand, the MV TOU has a set tariffs that are both time of day and seasonally differentiated.

Based on our current bulk purchases energy consumption mix (peak, standard & off-peak) the annual average tariff (energy only) for the MV TOU customer at approximately R1.3589/kWh is about 7.51% cheaper than the average energy tariff to LPU MV Demand customer currently at R1.4693/kWh (Table1). In order to ensure greater parity between the two sets of energy charges it is proposed to increase to TOU energy charges each by 18.259%. In so doing the average price differential will drop further, though still in favour of the LPU TOU customers.

Table 1: Comparison of the current LPU MV Demand and LPU MV TOU Tariff

Consumption Ratio	Peak	Standard	Off-Peak	Consumption (kWh/m)	
	17%	43%	40%	949 000	
	MV Demand (c/kWh)	MV Demand (Rand)		MV TOU (c/kWh)	MV TOU (Rand)
Summer					
Peak	1.4048	226 638		1.6881	272 341
Standard	1.4048	573 261		1.2710	518 649
Off-Peak	1.4048	533 266		0.9770	370 860
Summer Cost (Rand)		1 333 165			1 161 850
Summer Ave. (R/kWh)		1.4048			1.2243
Winter					
Peak	1.6627	268 245		4.0169	648 052
Standard	1.6627	678 501		1.5337	625 871
Off-Peak	1.6627	631 164		1.0509	398 914
Summer Cost (Rand)		1 577 910			1 672 836
Summer Ave. (R/kWh)		1.6627			1.7627
Annual Ave (R/kWh)		1.4693			1.3589
Price Differential					-7.51%

Limiting increase to Conventional Business Customers

This customer category is charged on a two-part tariff consisting of energy (c/kWh) and

basic charges (R/month). The basic charges consist of a service charge and a capacity charge. It is proposed to increase the basic charges by 14.59% and to limit the increase to energy charges by 4.4 percentage points. This will result in a lower overall average increase of only 1.67% for this customer category. The lower average increase is essential as our business conventional customers are on the higher average tariff that is to be gradually aligned to the rest of our tariff categories.

Generator Use of System Tariff

Implementation of the proposed wheeling tariff will be delayed till later in FY21/22 to allow further refinement in consideration of comments from stakeholders and customers. This will also enable City Power to complete its own study on how to minimize the cost and maximize then benefits associated with implementation of wheeling tariffs.

Proposed Alternate TOU Demand Tariff based on Notified Maximum Demand (NMD) Methodology

It is proposed to allow LPU TOU customers be given an option (alternative tariff) to migrate toward a tariff where the demand charge (R/kVA) is based on a combination of Notified Maximum Demand and Actual Demand in a particular month. Customers are currently charges based on highest 12 month rolling actual maximum demand as a result income derived from the capacity charges may decline as customers reduce consumption even though network operating cost may be fixed and not reduce as customer reduces dependence on the network. Migration towards charges based on combination of notified maximum demand (NMD) and actual demand will start to ensure

greater alignment between the City Power cost structure and tariff structure. The propose alternate tariff will ensure TOU Demand customers continue to adequate contribution to cost of ensuring availability of grid supply on demand, while enabling customers to proactively supplement their demand for electricity supplied by City Power while remaining grid tight for purposes of security of supply.

The following tariffs are proposed for FY21/22:

1. TOU Demand MV
 - Network Capacity Charge; R92.00/kVA (Based on NMD)
 - Network Demand Charge; R103.00/kVA (Based on actual demand for the month)
2. TOU Demand LV
 - Network Capacity Charge; R97.00/kVA (Based on NMD)
 - Network Demand Charge; R115.00/kVA (Based on actual demand for the month)

The customer will however be required to apply to give City Power notice of its intended NMD. The network capacity charge will be based on the higher of NMD or actual demand in a particular month. The network demand will always be based on the actual demand in the month of a billing cycle.

Except for the variant demand charges all other tariffs applicable to the respective TOU customer categories will remain applicable to customers who may opt for the NMD based Demand Charges.

Proposed Review of the Large Power User Minimum Demand Charge

It is proposed to review the large power user minimum demand charge from the current methodology to the methodology that was used prior to 1 July 2019. The review is in anticipation of future introduction of a large power user minimum demand charge that is based on a notified maximum demand charge.

Proposed Tariff Increases per customer category

A summary of the expected escalations for the next three years is presented in the following table for each of the respective customer categories;

Segment	Overall Tariff Escalation Rates			
	FY2021	FY2122	FY2223	FY2324
Large Power User (MV-TOU)	7.70%	17.57%	10.00%	10.00%
Large Power User (LV-TOU)	7.63%	17.44%	10.00%	10.00%
LPM-MV	6.22%	14.59%	10.00%	10.00%
LPU-LV	6.22%	14.59%	10.00%	10.00%
Business Conventional	3.46%	11.67%	10.00%	10.00%
Business Prepaid	6.22%	14.59%	10.00%	10.00%
Agricultural	6.22%	14.59%	10.00%	10.00%
Residential Conventional	6.22%	14.59%	10.00%	10.00%
Residential Prepaid	6.22%	15.59%	10.00%	10.00%
Reseller Residential Conventional	6.22%	14.59%	10.00%	10.00%
Reseller Business Conventional	6.22%	14.59%	10.00%	10.00%
Average Increase	6.22%	14.59%	10.00%	10.00%

Embedded Generation Tariffs

It is proposed to also increase the Residential Embedded Generator Tariff and Business and Large Power User Embedded Generator ($\leq 1\text{MW}$) by 14.59%. The actual proposed charges are included in Annexure B.

NETWORK SURCHARGE

In terms of the provisions of the Municipal Fiscal Powers and Functions Act, (Act 12 of 2007) hereafter referred to as MFPFA, municipalities and their collecting agent may impose municipal surcharges on fees for services provided under section 229(1)(a) of the Constitution. Section 1 of the MFPFA defines municipal surcharge as a charge in excess of the municipal base tariff that a municipality may impose on fees for municipal service provided by or on behalf of the municipality. It is hereby proposed that the Network Surcharge remain unchanged at 6c/kWh. The Network Surcharge is based on energy consumed measured in kWh and is applicable to all customer categories. However residential customers are exempted for the first 500kWh per month, meaning that residential consumption beyond 500kWh per month will be subject to the Network Surcharge.

SURCHARGE ON BUSINESS AND LARGE POWER USERS

The Local Government: Municipal Finance Management Act, 2003 (Act 56 of 2003) as amended: Sections 17(3)(a)(ii), and 22(a)(i) and (ii) ;the Local Government Municipal Systems Act, 2000 (Act 32 of 2000) as amended: Sections 21(1) and (3), 21A and 75A(3) and (4) :, it is hereby notified that the City of Johannesburg has, in terms of Sections 11(3)(i) and 75A(1) and (2) of the Local Government: Municipal Systems Act, 2000 (Act 32 of 2000) as amended, read with Section 24(2)(c)(ii) of the Local Government: Municipal Financial Management Act, 2003 (Act 56 of 2003), amended its tariff of charges for Electricity Services with effect from 1 July 2021 A 2% surcharge be levied on business and large Power User customers.

The Proposed tariffs for FY21/22 are exclusive of the 6c/kWh Network Surcharge, 2% Surcharge on Business and Large Power Users and VAT:

1C.56

SEGMENT	Supply	Units	Block	Service	Capacity	Maximum Demand		Energy Charge	
	Position			Charge	Charge	Summer	Winter	Summer	Winter
Large Customer - TOU	HV	kVA		R/month	R/month	R/kVA	R/kVA	c/kWh	c/kWh
		kWh	Peak	1 886.76	24 409.54	223.94	223.94	200.19	476.36
		kWh	Standard					150.72	181.88
		kWh	Off-peak					115.86	124.62
Large Customer - TOU	MV	kVA							
		kWh	Peak	1 870.96	5 203.53	240.80	240.80	200.19	476.36
		kWh	Standard					150.72	181.88
		kWh	Off-peak					115.86	124.62
Large Customer - TOU	LV	kVA							
		kWh	Peak	1 360.70	1 216.52	257.65	257.65	200.19	476.36
		kWh	Standard					150.72	181.88
		kWh	Off-peak					115.86	124.62
Large Customer	MV	kVA							
		kWh		1 020.52	5 510.91	240.80	240.80	160.97	190.53
Large Customer	LV	kVA							
		kWh		850.44	1 298.70	257.62	257.62	172.44	201.98
Large Customer Reactive Energy		kVArh						27.02	
Business	400 V	kVA	< 50	510.27	489.23				
		kWh	0 - 500					227.68	238.35
		kWh	501 - 1000					249.90	259.49
		kWh	1001 - 2000					262.06	271.07
		kWh	2001 - 3000					271.62	280.18
		kWh	> 3000					280.44	288.56
		kVA	< 100	510.27	699.12				
		kWh	0 - 500					227.68	238.35
		kWh	501 - 1000					249.90	259.49
		kWh	1001 - 2000					262.06	271.07
		kWh	2001 - 3000					271.62	280.18
		kWh	> 3000					280.44	288.56
Business Prepaid	400 V	kVA	< 50						
		kWh	0 - 500					252.84	252.84
		kWh	501 - 1000					276.87	276.87
		kWh	1001 - 2000					290.02	290.02
		kWh	2001 - 3000					300.36	300.36
		kWh	> 3000					309.89	309.89
Reseller Business (Conventional)	400 V	kVA	< 50	510.27	489.23				
		kWh	0 - 500					225.57	237.57
		kWh	501 - 1000					248.24	259.07
		kWh	1001 - 2000					260.65	270.84
		kWh	2001 - 3000					270.41	280.09
		kWh	> 3000					279.40	288.62

1C.57

SEGMENT	Supply	Units	Block	Service	Capacity	Maximum Demand		Energy Charge	
	Position			Charge	Charge	Summer	Winter	Summer	Winter
Agricultural	400V	kVA		510.27	686.35			190.69	220.68
Domestic TOU 3 Ø	230 V	A	<=80	169.29	683.14				
		kWh	Peak					197.87	455.23
		kWh	Standard					156.52	186.48
		kWh	Off-peak					123.14	131.59
Domestic TOU 1 Ø	230 V	A	<=80	169.29	548.38				
		kWh	Peak					197.87	455.23
		kWh	Standard					156.52	186.48
		kWh	Off-peak					123.14	131.59
Domestic 3 Ø Seasonal	230V	A	<=80	169.29	683.14				
		kWh	0- 500					155.21	185.17
		kWh	501 - 1000					179.30	209.26
		kWh	1001 - 2000					193.12	223.08
		kWh	2001 - 3000					204.19	229.63
		kWh	> 3000					214.60	244.56
Domestic 1 Ø Seasonal	230V	A	<=80	169.29	548.38				
		kWh	0- 500					155.21	185.17
		kWh	501 - 1000					179.30	209.26
		kWh	1001 - 2000					193.12	223.08
		kWh	2001 - 3000					204.19	229.63
		kWh	> 3000					214.60	244.56
Domestic 3 Ø	230V	A	<=80	169.29	683.14				
		kWh	0- 500					163.19	163.19
		kWh	501 - 1000					187.28	187.28
		kWh	1001 - 2000					201.10	201.10
		kWh	2001 - 3000					212.17	212.17
		kWh	> 3000					222.58	222.58

1C.58

SEGMENT	Supply	Units	Block	Service	Capacity	Maximum Demand		Energy Charge	
	Position			Charge	Charge	Summer	Winter	Summer	Winter
Domestic 1 Ø	230V	A	<=60	169.29	498.72				
		kWh	0 - 500					163.19	163.19
		kWh	501 - 1000					187.28	187.28
		kWh	1001 - 2000					201.10	201.10
		kWh	2001 - 3000					212.17	212.17
Domestic 1 Ø	230V								
		A	80	169.29	548.38				
		kWh	0 - 500					163.19	163.19
		kWh	501 - 1000					187.28	187.28
		kWh	1001 - 2000					201.10	201.10
		kWh	2001 - 3000					212.17	212.17
Domestic Prepaid	230V								
		kWh	0 - 350					169.69	169.69
		kWh	350-500					194.65	194.65
	230V	kWh	>500					221.80	221.80
Reseller Domestic (Conventional)	230V	A	<=80	170.09	686.35				
		kWh	0 - 500					146.48	146.48
		kWh	501 - 1000					169.11	169.11
		kWh	1001 - 2000					182.07	182.07
		kWh	2001 - 3000					192.47	192.47
		kWh	>3000					202.25	202.25
Robot Intersections								318.13	318.13
Streetlights & Billboard per Luminaire								356.63	356.63

EMBEDDED GENERATION TARIFF

Residential Embedded Generator Energy Charge (c/kWh)	65.79
Business and Large Power User Embedded Generator Energy Charge (c/kWh)	54.52

1C.59

SEGMENT	Supply	Units	Block	Service	Capacity	Maximum Demand		Energy Charge	
	Position			Charge	Charge	Summer	Winter	Summer	Winter
				R/month	R/month	R/kVA	R/kVA	c/kWh	c/kWh
Large Customer - TOU	HV	kVA							
		kWh	Peak	14.59%	14.59%	14.59%	14.59%	18.59%	18.59%
		kWh	Standard					18.59%	18.59%
		kWh	Off-peak					18.59%	18.59%
Large Customer - TOU	MV	kVA							
		kWh	Peak	14.59%	14.59%	14.59%	14.59%	18.59%	18.59%
		kWh	Standard					18.59%	18.59%
		kWh	Off-peak					18.59%	18.59%
Large Customer - TOU	LV	kVA							
		kWh	Peak	14.59%	14.59%	14.59%	14.59%	18.59%	18.59%
		kWh	Standard					18.59%	18.59%
		kWh	Off-peak					18.59%	18.59%
Large Customer	MV	kVA							
		kWh		14.59%	14.59%	14.59%	14.59%	14.59%	14.59%
Large Customer	LV	kVA							
		kWh		14.59%	14.59%	14.59%	14.59%	14.59%	14.59%
Large Customer Reactive Energy	c/kVArh							14.59%	
Business	400 V	kVA	< =50	14.59%	14.59%				
		kWh	0 - 500					10.19%	10.19%
		kWh	501 - 1000					10.19%	10.19%
		kWh	1001 - 2000					10.19%	10.19%
		kWh	2001 - 3000					10.19%	10.19%
		kWh	> 3000					10.19%	10.19%
		kVA	< =100	14.59%	14.59%				
		kWh	0 - 500					10.19%	10.19%
		kWh	501 - 1000					10.19%	10.19%
		kWh	1001 - 2000					10.19%	10.19%
		kWh	2001 - 3000					10.19%	10.19%
		kWh	> 3000					10.19%	10.19%
Business Prepaid	400 V	kVA							
		kWh	0 - 500					14.59%	14.59%
		kWh	501 - 1000					14.59%	14.59%
		kWh	1001 - 2000					14.59%	14.59%
		kWh	2001 - 3000					14.59%	14.59%
		kWh	> 3000					14.59%	14.59%
Reseller Business (Conventional)	400 V	kVA		14.59%	14.59%				
		kWh	0 - 500					14.59%	14.59%
		kWh	501 - 1000					14.59%	14.59%
		kWh	1001 - 2000					14.59%	14.59%
		kWh	2001 - 3000					14.59%	14.59%
		kWh	> 3000					14.59%	14.59%

1C.60

SEGMENT	Supply	Units	Block	Service	Capacity	Maximum Demand		Energy Charge	
	Position			Charge	Charge	Summer	Winter	Summer	Winter
				R/month	R/month	R/kVA	R/kVA	c/kWh	c/kWh
Agricultural	400 V	kVA		14.59%	14.59%			14.59%	14.59%
Domestic TOU	230 V	A	<=80	14.59%	14.59%				
		kWh	Peak					14.59%	14.59%
		kWh	Standard					14.59%	14.59%
		kWh	Off-peak					14.59%	14.59%
Domestic 3 Ø Seasonal	230 V	A	80	14.59%	14.59%				
		kWh	0 - 500					14.59%	14.59%
		kWh	501 - 1000					14.59%	14.59%
		kWh	1001 - 2000					14.59%	14.59%
		kWh	2001 - 3000					14.59%	14.59%
		kWh	> 3000					14.59%	14.59%
Domestic 1 Ø Seasonal	230 V	A	80	14.59%	14.59%				
		kWh	0 - 500					14.59%	14.59%
		kWh	501 - 1000					14.59%	14.59%
		kWh	1001 - 2000					14.59%	14.59%
		kWh	2001 - 3000					14.59%	14.59%
		kWh	> 3000					14.59%	14.59%
Domestic 3 Ø	230 V	A	80	14.59%	14.59%				
		kWh	0 - 500					14.59%	14.59%
		kWh	501 - 1000					14.59%	14.59%
		kWh	1001 - 2000					14.59%	14.59%
		kWh	2001 - 3000					14.59%	14.59%
		kWh	> 3000					14.59%	14.59%
Residential Embedded Generator Energy Charge (c/kWh)								14.59%	
Business and Large Power User Embedded Generator (c/kWh)								14.59%	

AMENDMENT OF TARIFF OF CHARGES FOR ELECTRICITY SERVICES

In terms of Sections 17(3)(a)(ii) and 22(a)(i) and (ii) of the Local Government: Municipal Finance Management Act, 2003 (Act 56 of 2003) and Sections 21(1) and (3), 21A and 75A(3) and (4) of the Local Government: Municipal Systems Act, 2000 (Act 32 of 2000) as amended, it is hereby notified that the City of Johannesburg has, in terms of Sections 11(3)(i) and 75A(1) and (2) of the Local Government: Municipal Systems Act, 2000 (Act 32 of 2000) as amended, read with Section 24(2)(c)(ii) of the Local Government: Municipal Finance Management Act, 2003 (Act 56 of 2003), amended its Tariff of Charges for Electricity Services with effect from 1 July 2020.

STANDARD TARIFF SCHEDULE

All electricity consumed to continue to attract a Network Surcharge of 6 c/kWh. Only residential consumption of below 500kWh will be exempted from this charge, meaning that residential consumption beyond 500kWh per month will be subject to this levy.

2% SURCHARGE ON BUSINESS AND LARGE POWER USERS

The Local Government: Municipal Finance Management Act, 2003 (Act 56 of 2003) as amended: Sections 17(3)(a)(ii), and 22(a)(i) and (ii); the Local Government Municipal Systems Act, 2000 (Act 32 of 2000) as amended: Sections 21(1) and (3), 21A and 75A(3) and (4); it is hereby notified that the City of Johannesburg has, in terms of Sections 11(3)(i) and 75A(1) and (2) of the Local Government: Municipal Systems Act, 2000 (Act 32 of 2000) as amended, read with Section 24(2)(c)(ii) of the Local Government: Municipal Financial Management Act, 2003 (Act 56 of 2003), amended its tariff of charges for Electricity Services with effect from 1 July 2020. A 2% surcharge be levied on business and large Power User customers.

1. RESIDENTIAL TARIFF

1.1 This tariff shall be applicable for electricity supply to:

1.1.1 Private houses;

1.1.2 Dwelling-units which are registered under the Sectional Titles Act, 1972 (Act 66 of 1971);

1.1.3 Flats;

1.1.4 Boarding houses and hostels;

1.1.5 Residences or homes run by charitable institutions;

1.1.6 Premises used for public worship, including halls or other buildings used for religious purposes;

1.1.7 Caravan parks.

1.2 This tariff is not applicable to properties zoned as residential but used for business purposes

1C.62

SEGMENT	Supply	Units	Block	Service	Capacity	Maximum Demand		Energy Charge	
	Position			Charge	Charge	Summer	Winter	Summer	Winter
				R/month	R/month	R/kVA	R/kVA	c/kWh	c/kWh
Domestic 1 Ø	230 V	A	60	14,59%	14,59%				
		kWh	0 - 500					14,59%	14,59%
		kWh	501 - 1000					14,59%	14,59%
		kWh	1001 - 2000					14,59%	14,59%
		kWh	2001 - 3000					14,59%	14,59%
		kWh	> 3000					14,59%	14,59%
Domestic 1 Ø	230 V	A	80	14,59%	14,59%				
		kWh	0 - 500					14,59%	14,59%
		kWh	501 - 1000					14,59%	14,59%
		kWh	1001 - 2000					14,59%	14,59%
		kWh	2001 - 3000					14,59%	14,59%
		kWh	> 3000					14,59%	14,59%
Domestic Prepaid	230 V	kWh	0 - 350					14,59%	14,59%
		kWh	351-500					14,59%	14,59%
		kWh	>500					14,59%	14,59%
Reseller Domestic (Conventional)	230 V	A	80	14,59%	14,59%				
		kWh	0 - 500					14,59%	14,59%
		kWh	501 - 1000					14,59%	14,59%
		kWh	1001 - 2000					14,59%	14,59%
		kWh	2001 - 3000					14,59%	14,59%
		kWh	> 3000					14,59%	14,59%
Robot Intersections								14,59%	14,59%
Streetlights & Billboard per Luminaire								14,59%	14,59%

AMENDMENT OF TARIFF OF CHARGES FOR ELECTRICITY SERVICES

In terms of Sections 17(3)(a)(ii) and 22(a)(i) and (ii) of the Local Government: Municipal Finance Management Act, 2003 (Act 56 of 2003) and Sections 21(1) and (3), 21A and 75A(3) and (4) of the Local Government: Municipal Systems Act, 2000 (Act 32 of 2000) as amended, it is hereby notified that the City of Johannesburg has, in terms of Sections 11(3)(i) and 75A(1) and (2) of the Local Government: Municipal Systems Act, 2000 (Act 32 of 2000) as amended, read with Section 24(2)(c)(ii) of the Local Government: Municipal Finance Management Act, 2003 (Act 56 of 2003), amended its Tariff of Charges for Electricity Services with effect from 1 July 2020.

STANDARD TARIFF SCHEDULE

All electricity consumed to continue to attract a Network Surcharge of 6 c/kWh. Only residential consumption of below 500kWh will be exempted from this charge, meaning that residential consumption beyond 500kWh per month will be subject to this levy.

2% SURCHARGE ON BUSINESS AND LARGE POWER USERS

The Local Government: Municipal Finance Management Act, 2003 (Act 56 of 2003) as amended: Sections 17(3)(a)(ii), and 22(a)(i) and (ii) ;the Local Government Municipal Systems Act, 2000 (Act 32 of 2000) as amended: Sections 21(1) and (3), 21A and 75A(3) and (4) :, it is hereby notified that the City of Johannesburg has, in terms of Sections 11(3)(i) and 75A(1) and (2) of the Local Government: Municipal Systems Act, 2000 (Act 32 of 2000) as amended, read with Section 24(2)(c)(ii) of the Local Government: Municipal Financial Management Act, 2003 (Act 56 of 2003), amended its tariff of charges for Electricity Services with effect from 1 July 2020 A 2% surcharge be levied on business and large Power User customers.

1. RESIDENTIAL TARIFF

1.1 This tariff shall be applicable for electricity supply to:

1.1.1 Private houses;

1.1.2 Dwelling-units which are registered under the Sectional Titles Act, 1972 (Act 66 of 1971);

1.1.3 Flats;

1.1.4 Boarding houses and hostels;

1.1.5 Residences or homes run by charitable institutions;

1.1.6 Premises used for public worship, including halls or other buildings used for religious purposes;

1.1.7 Caravan parks.

1.2 This tariff is not applicable to properties zoned as residential but used for business purposes

1.3 Four tariff structures are available, i.e. (i) a Prepaid tariff, (ii) a Three-Part tariff, (iii) a Three-Part Seasonal tariff, and (iv) a Three-Part Time-of-Use tariff. Customers that would prefer the Time-of-Use tariff structure are required to have meters installed with automated meter reading capability.

1C.64

1.4 Resellers servicing the residential market will on application qualify for a conventional residential reseller tariff, depending on their supply structure to the ultimate consumers.

1.5 Mixed use reseller customers will not qualify for the residential reseller tariff unless split metering is implemented to isolate metering of supply to residential end customers (living units) in which case the supply to the residential customers will qualify for the residential reseller tariff.

1.6 The following charges will be payable per month, or part thereof:

Item	Units	Breaker size A	Demand kVA	Consumption block kWh/month	Fixed charge R/month	Demand charge R/kVA	Energy charge c/kWh
Capacity Charge							
Prepaid 1				0 to 350			169,69
Prepaid 2				351 to 500			194,65
Prepaid 3				>500			221,80

Item	Units	Breaker size A	Demand kVA	Consumption block kWh/month	Fixed charge R/month	Demand charge R/kVA	Energy charge c/kWh
Residential Conventional resellers' tariffs							
Service charge					170,09		
Network charge					686,35		
Energy charge				0 to 500			146,48
Energy charge				501 to 1000			169,11
Energy charge				1001 to 2000			182,07
Energy charge				2001to 3000			192,47
Energy charge				Above 3000			202,25

1C.65

Item	Units	Breaker size A	Demand kVA	Consumption block kWh/month	Fixed charge R/month	Demand charge R/kVA	Energy charge c/kWh
Two-part Single and Three Phase Tariffs							
Single phase							
Service charge		60			169,29		
Service charge		80			169,29		
Network charge		60			498,72		
Network charge		80			548,38		
Energy charge				0 to 500			163,19
Energy charge				501 to 1000			187,28
Energy charge				1001 to 2000			201,10
Energy charge				2001 to 3000			212,17
Energy charge				Above 3000			222,58
Three phase							
Service charge		80			169,29		
Network charge		80			683,14		
Energy charge				0 to 500			163,19
Energy charge				501 to 1000			187,28
Energy charge				1001 to 2000			201,10
Energy charge				2001 to 3000			212,17
Energy charge				Above 3000			222,58

1C.66

Item	Units	Breaker size A	Demand kVA	Consumption block kWh/month	Fixed charge R/month	Demand charge R/kVA	Energy charge c/kWh
Two-part Seasonal		80					
Single phase							
Service charge					169,29		
Network charge					548,38		
Summer Energy charge				0 to 500			155,21
Summer Energy charge				501 to 1000			179,30
Summer Energy charge				1001 to 2000			193,12
Summer Energy charge				2001 to 3000			204,19
Summer Energy charge				Above 3000			214,60
Winter Energy charge				0 to 500			185,17
Winter Energy charge				501 to 1000			209,26
Winter Energy charge				1001 to 2000			223,08
Winter Energy charge				2001 to 3000			229,63
Winter Energy charge				Above 3000			244,56
Three phase							
Service charge					169,29		
Network charge					683,14		
Summer Energy charge				0 to 500			155,21
Summer Energy charge				501 to 1000			179,30
Summer Energy charge				1001 to 2000			193,12
Summer Energy charge				2001 to 3000			204,19
Summer Energy charge				Above 3000			214,60
Winter Energy charge				0 to 500			185,17
Winter Energy charge				501 to 1000			209,26
Winter Energy charge				1001 to 2000			223,08
Winter Energy charge				2001 to 3000			229,63
Winter Energy charge				Above 3000			244,56

1.7 Rules applicable to this category:

- 1.7.1 A consumer whose capacity exceeds 100 kVA, may on application, be charged in accordance with item 4 (Large Consumers).
- 1.7.2 Customers who had been classified as Residential consumers before 1 July 1999 may retain this classification until such time as their supply is modified or upgraded, or their primary use of electrical energy changes.
- 1.7.3 If a customer elects to change from the Three-Part Flat to the Three-Part Seasonal tariff he/she will be obliged to remain on the Three-Part Seasonal tariff for a minimum period of 12 months before he/she may qualify to migrate to another tariff option.

1C.67

- 1.7.4 The cost to migrate between tariff options will be determined as reflected in section 6 of this document.
- 1.7.5 Everyone will be expected to take part in any of City of Johannesburg energy saving initiatives.
- 1.7.6 All individuals/customers who qualify for the Extended Social Package (ESP) will receive free electricity as approved by Social Development Department.
- 1.7.7 Customers on the Extended Social Package who are disconnected may not accumulate the allocation of free electricity during the period of disconnection.
- 1.7.8 A maximum of 150 kWh per month may be allocated as free electricity under the Extended Social Package, and will be limited to actual consumption if less than 150 kWh per month is consumed.
- 1.7.9 Billed customers on the ESP will receive the grant as a credit on their bills, the value of which will equal the monetary value to their allocated free bundle.
- 1.7.10 Prepaid Residential customers may collect their free electricity allocations from any of the City Power vending stations.
- 1.7.11 Free allocations that are not claimed in any particular month will be forfeited and may not be carried over to subsequent months.
- 1.7.12 Body Corporates of complexes, flats, cluster developments and all other resellers are required to apply to City Power to qualify for the resellers' tariffs.
- 1.7.13 These parties are also required to provide City Power with an affidavit declaring the number of units in use in the complex, normal consumption tariffs will apply, as per unit in the complex, rather than the tariff that would be deemed appropriate for the complex as an aggregate. The changes will be implemented from the date of approval by City Power.
- 1.7.14 Free allocations are not redeemable for cash.
- 1.7.15 The summer rates for the Three-Part Seasonal Tariffs will be applicable from September to May - both months inclusive. This amounts to a 9-month period per annum.

1C.68

1.7.16 The winter rates for the Three-Part Seasonal Tariffs will be applicable from June to August - both months inclusive. This amounts to a 3-month period per annum.

1.7.17 Prepaid meters will be reset at the beginning of each month for all pre-paying customers. No block categorisation will be done. All customers will buy the initial 500 kWh in the month at the first block tariff and then advance through the blocks to their ultimate consumption for the month.

2. AGRICULTURAL TARIFF

2.1 This tariff shall apply to property, or portions of land zoned for agricultural purposes, and used for agricultural purposes with a maximum demand of 40kVA.

2.2 Any connection for business purposes on a property, or portions of land zoned for agricultural purposes, will be charged as per section 3 or 4.

2.3 The following charges will be payable per month, or part thereof:

AGRICULTURAL

Item	Units	Breaker A	Demand kVA	Consumption kWh/month	Fixed R/month	Demand R/kVA	Energy c/kWh
Agricultural tariffs							
Service charge					510,27		
Network charge					686,35		
Energy charge (Summer: September - May)							190,69
Energy charge (Winter: June - August)							220,68

2.4 Rules applicable to this category:

2.4.1 The agricultural tariff may also be applicable in cases where an erf, stand, lot or any other area, or any subdivision thereof, whether owned by a township

developer or not, with or without improvements can, in the opinion of City Power, be connected to the City Power's mains, regardless whether electricity is consumed or not.

2.4.2 The summer rate will be applicable from September to May - both months inclusive. This amounts to a 9-month period per annum.

2.4.3 The winter rate will be applicable from June to August - both months inclusive. This amounts to a 3-month period per annum.

3. BUSINESS TARIFF

3.1 This tariff shall primarily be applicable to supply consumption capacities not exceeding 100 kVA for purposes other than the purposes specified in item 1 and includes, in particular, a supply for:

3.1.1 Business purposes;

3.1.2 Industrial purposes;

3.1.3 Nursing homes, clinics and hospitals;

3.1.4 Hotels;

3.1.5 Recreation halls and clubs;

3.1.6 Bed & Breakfast houses;

3.1.7 Educational institutions including schools and registered crèches;

3.1.8 Sporting facilities;

3.1.9 Mixed load of non-Residential and Residential;

3.1.10 Welfare organisations of a commercial nature;

3.1.11 Traffic intersections;

3.1.12 Streetlights and billboards;

3.1.11 Temporary connections;

3.1.12 Consumers not provided for under any other item of this tariff.

3.2 Although business tariffs apply for consumption capacities not exceeding 100 kVA, exceptions can be made to accommodate consumers with greater than 100 kVA capacity, provided that they cannot be classified as Large Consumers as per section 4.

1C.70

3.3 Any customer in this tariff category that do not have a special concession as per item 3.2, and who exceed the maximum consumption of 100 kVA, will automatically be converted to the category of Large Consumers as per section 4.

3.4 Resellers servicing the business market will qualify for a conventional tariff, depending on their supply structure to the ultimate consumers.

3.5 The charges payable for the consumption of electricity energy shall be as follows:

Item	Units	Breaker A	Demand kVA	Consumption kWh/month	Fixed R/month	Demand R/kVA	Energy c/kWh
Conventional Business tariffs							
Service charge			< 50		5 10,27		
Service charge			< 100		5 10,27		
Network charge			< 50		489,23		
Network charge			< 100		699,12		
Energy charge (Summer: September - May)				0 to 500			227,68
Energy charge (Summer: September - May)				501 to 1000			249,90
Energy charge (Summer: September - May)				1001 to 2000			262,06
Energy charge (Summer: September - May)				2001 to 3000			271,62
Energy charge (Summer: September - May)				Above 3000			280,44
Energy charge (Winter: June - August)				0 to 500			238,35
Energy charge (Winter: June - August)				501 to 1000			259,49
Energy charge (Winter: June - August)				1001 to 2000			271,07
Energy charge (Winter: June - August)				2001 to 3000			280,18
Energy charge (Winter: June - August)				Above 3000			288,56
Prepaid Business tariffs							
Capacity charge							
Prepaid energy				0 to 500			252,84
Prepaid energy				501 to 1000			276,87
Prepaid energy				1001 to 2000			290,02
Prepaid energy				2001 to 3000			300,36
Prepaid energy				Above 3000			309,89

1C.71

Item	Units	Breaker A	Demand kVA	Consumption kWh/month	Fixed R/month	Demand R/kVA	Energy c/kWh
Conventional Business Resellers' Tariffs		150					
Service charge					5 10,27		
Network charge					489,23		
Energy charge (Summer: September - May)				0 to 500			225,57
Energy charge (Summer: September - May)				501 to 1000			248,24
Energy charge (Summer: September - May)				1001 to 2000			260,65
Energy charge (Summer: September - May)				2001 to 3000			270,41
Energy charge (Summer: September - May)				Above 3000			279,40
Energy charge (Winter: June - August)				0 to 500			237,57
Energy charge (Winter: June - August)				501 to 1000			259,07
Energy charge (Winter: June - August)				1001 to 2000			270,84
Energy charge (Winter: June - August)				2001 to 3000			280,09
Energy charge (Winter: June - August)				Above 3000			288,62
Traffic intersections							318,13
Streetlights and billboards per luminaire							356,63

Rules applicable to this category:

- 3.6.1 Due to capacity constraints everyone may be expected to take part in any of City of Johannesburg energy saving initiatives.
- 3.6.2 The summer rate will be applicable from September to May - both months inclusive. This amounts to a 9-month period per annum.
- 3.6.3 The winter rate will be applicable from June to August - both months inclusive. This amounts to a 3-month period per annum.
- 3.6.4 If a customer in this category would request for a transfer to another tariff option, the customer should remain in that new tariff structure for a minimum period of 12 months before he/she will qualify to migrate to another tariff.
- 3.6.5 The cost of migration between tariffs will be determined as per section 6.
- 3.6.6 Property owners and all other resellers are required to apply to City Power to qualify for the resellers' tariffs. These parties are also required to provide City Power with an affidavit declaring the number of units in use in the complex, normal consumption tariffs will apply, as per unit in the complex, rather than the tariff that would be deemed appropriate for the complex as an aggregate. The changes will be implemented from the date of approval by City Power.

4. LARGE CONSUMERS

- 4.1 This tariff shall be applicable to Business consumers with supply capacities exceeding 100 kVA and shall, on application, be available to all qualifying consumers with supply exceeding 100 kVA.
- 4.2 Subject to the provision of clauses (4.3) and (4.4) below, consumption of electricity shall be charged as follows:
- 4.3 Consumption of electricity shall be charged as follows:

Item	Units	Breaker size A	Demand kVA	Consumption block kWh/month	Fixed charge R/month	Demand charge R/kVA	Energy charge c/kWh
Three Part Tariff: LPU - low voltage							
Service charge					850,44		
Network charge					1 298,70		
Demand charge (Summer: September - May)						257,62	
Demand charge (Winter: June - August)						257,62	
Energy charge (Summer: September - May)							172,44
Energy charge (Winter: June - August)							201,98
Three Part Tariff: LPU - medium voltage							
Service charge					1 020,52		
Network charge					5 510,91		
Demand charge (Summer: September - May)						240,80	
Demand charge (Winter: June - August)						240,80	
Energy charge (Summer: September - May)							160,97
Energy charge (Winter: June - August)							190,53
Large consumer tariffs							
Reactive energy	(c/kVARh)						27,02

Minimum Demand Charge Determination.

- 4.3.1 The minimum demand charge payable monthly in terms of this tariff shall be calculated using the greater of the following:
- 4.3.1.1 The measured demand, or;
- 4.3.1.2 A demand of 70 kVA, or;
- 4.3.1.3 A demand based on the 80% average of the three highest demands recorded over the preceding 12 months with effect from 1 July 2021.
- 4.4 Rules applicable to this item:
- 4.4.1 Consumers whose power factor is below 0,96 will be billed for reactive energy supplied in excess of 30% (0,96PF) of total kWh recorded during the entire billing period.

4.4.3 Customers with supply agreements for a demand tariff, originally concluded before 1 July 1999, and a demand of less than 100 kVA may, until further notice, continue to be charged on this tariff.

4.4.4 Voltage categories will be applied as follows:

4.4.4.1 Low Voltage: ≤ 1000 V

4.4.4.2 Medium Voltage: > 1000 V and $\leq 33\,000$ V

4.4.4.3 High Voltage: $> 33\,000$ V

4.4.5 The summer rate will be applicable from September to May - both months inclusive. This amounts to a 9-month period per annum.

4.4.6 The winter rate will be applicable from June to August - both months inclusive. This amounts to a 3-month period per annum.

5. INDUSTRIAL TIME-OF-USE (TOU) TARIFF

5.1 This tariff is available, provided customers meet the qualifying criteria for the industrial TOU tariff as set by City Power.

5.2 The tariff is suitable for Large Consumers who elect to reduce their demand during peak and standard periods and who can reallocate all or part of their load by load management and load shifting capability, as well as other qualifying criteria as may be set by City Power,

1C.74

Item	Units	Breaker size A	Demand kVA	Consumption block kWh/month	Fixed charge R/month	Demand charge R/kVA	Energy charge c/kWh
Three Part TOU Tariff- low voltage							
Service charge					1 360,70		
Network charge					1 216,52		
Demand charge (Summer: September - May)						257,65	
Demand charge (Winter: June - August)						257,65	
Energy charge (Summer: PEAK)							200,19
Energy charge (Summer: STANDARD)							150,72
Energy charge (Summer: OFF-PEAK)							115,86
Energy charge (Winter: PEAK)							476,36
Energy charge (Winter: STANDARD)							181,88
Energy charge (Winter: OFF-PEAK)							124,62
Three Part TOU Tariff- medium voltage							
Service charge					1 870,96		
Network charge					5 203,53		
Demand charge (Summer: September - May)						240,80	
Demand charge (Winter: June - August)						240,80	
Energy charge (Summer: PEAK)							200,19
Energy charge (Summer: STANDARD)							150,72
Energy charge (Summer: OFF-PEAK)							115,86
Energy charge (Winter: PEAK)							476,36
Energy charge (Winter: STANDARD)							181,88
Energy charge (Winter: OFF-PEAK)							124,62
Three Part TOU Tariff- high voltage							
Service charge					1 886,76		
Network charge					24 409,54		
Demand charge (Summer: September - May)						223,94	
Demand charge (Winter: June - August)						223,94	
Energy charge (Summer: PEAK)							200,19
Energy charge (Summer: STANDARD)							150,72
Energy charge (Summer: OFF-PEAK)							115,86
Energy charge (Winter: PEAK)							476,36
Energy charge (Winter: STANDARD)							181,88
Energy charge (Winter: OFF-PEAK)							124,62
Large consumer tariffs							
Reactive energy (c/kVARh)							27,02

Minimum Demand Charge Determination.

5.3.1 The minimum demand charge payable monthly in terms of this tariff shall be calculated using the greater of the following:

5.3.1.1 The measured demand, or;

5.3.1.2 A demand of 70 kVA, or;

5.3.1.3 A demand based on the 80% average of the three highest demands recorded over the preceding 12 months with effect from 1 July 2021.

1C.75

5.4 Rules applicable to this item:

5.4.1 Consumers whose power factor is below 0.96 will be billed for reactive energy supplied in excess of 30% (0,96PF) of total kWh recorded during the entire billing period.

5.4.3 Customers with supply agreements for a demand tariff, originally concluded before 1 July 1999, and a demand of less than 100 kVA may, until further notice, continue to be charged on this tariff.

5.4.4 Voltage categories will be applied as follows:

5.4.4.1 Low Voltage: ≤ 1000 V

5.4.4.2 Medium Voltage: > 1000 V and $\leq 33\,000$ V

5.4.4.3 High Voltage: $> 33\,000$ V

5.4.5 The summer rate will be applicable from September to May - both months inclusive. This amounts to a 9-month period per annum.

5.4.6 The winter rate will be applicable from June to August - both months inclusive. This amounts to a 3-month period per annum.

5.4.7 All tariff changes will be on request and will only be effected after the necessary approval has been granted to qualifying applicants only.

5.4.8 The TOU periods are defined as follows:

5.4.8.1 Weekdays:

5.4.8.1.1 Peak: 07h00-10h00 and 18h00-20h00

5.4.8.1.2 Standard: 06h00-7h00, 10h00-18h00 and 20h00-22h00

5.4.8.1.3 Off-Peak: 12h00-06h00

5.4.8.1.4 Saturdays:

5.4.8.1.4.1 Peak: None

5.4.8.1.4.2 Standard: 07h00-12h00 and 18h00-20h00

5.4.8.1.4.3 Off-Peak: 12h00-18h00 and 20h00-07h00

5.4.8.1.5 Sundays:

5.4.8.1.5.1 All hours are Off-Peak

5.4.8.1.5.2 Public Holidays

5.4.8.1.5.2.1 Peak: None

5.4.8.1.5.2.2 Standard: 07h00-12h00 and 18h00-20h00

5.4.8.1.5.2.3 Off-Peak: 12h00-18h00 and 20h00-07h00

6 SPECIAL TARIFFS

Item	Units	Breaker size A	Demand kVA	Consumption block kWh/month	Fixed charge R/month	Demand charge R/kVA	Energy charge c/kWh
EMM Three Part TOU Tariff							
Service charge					9 279,67		
Administrative Charge					4 182,96		
Notified Maximum Demand Charge						36,71	
Utilised Demand Charge						46,43	
Energy charge (Summer: PEAK)							166,86
Energy charge (Summer: STANDARD)							118,72
Energy charge (Summer: OFF-PEAK)							79,90
Energy charge (Winter: PEAK)							485,72
Energy charge (Winter: STANDARD)							155,87
Energy charge (Winter: OFF-PEAK)							90,35
Reactive Energy Charge (c/kVARh)							21,46
AEL Three Part TOU Tariff- low voltage							
Service charge					285,67		
Administrative charge					128,77		
Notified Maximum Demand Charge						34,37	
Utilised Demand Charge						43,48	
Energy charge (Summer: PEAK)							156,24
Energy charge (Summer: STANDARD)							156,24
Energy charge (Summer: OFF-PEAK)							156,24
Energy charge (Winter: PEAK)							454,81
Energy charge (Winter: STANDARD)							454,81
Energy charge (Winter: OFF-PEAK)							454,81
Reactive energy (c/kVARh)							20,10

1C.77

Item	Units	Breaker size A	Demand kVA	Consumption block kWh/month	Fixed charge R/Day	Demand charge R/kVA	Energy charge c/kWh
AEL Three Part TOU Tariff- low voltage							
Service charge					285,67		
Administrative charge					128,77		
Notified Maximum Demand Charge						34,37	
Utilised Demand Charge						43,48	
Energy charge (Summer: PEAK)							156,24
Energy charge (Summer: STANDARD)							156,24
Energy charge (Summer: OFF-PEAK)							156,24
Energy charge (Winter: PEAK)							454,81
Energy charge (Winter: STANDARD)							454,81
Energy charge (Winter: OFF-PEAK)							454,81
Reactive energy (c/kVARh)							20,10

7 EMBEDDED GENERATION TARIFF

Item	Units	Breaker size A	Demand kVA	Consumption block kWh/month	Fixed charge R/month	Demand charge R/kVA	Energy charge c/kWh
Three Part TOU Tariff- low voltage							
Residential Embedded Generator							65,79
Business and LPU Embedded Generator (<=1MW)							54,52

EMBEDDED GENERATOR MINIMUM CONDITIONS

- 7.1 In terms of the provision of the Electricity Regulation Act, (Act 4 of 2006) (ERA) generation of electricity is a licensed activity, unless exempted by the Minister of Energy. The approved tariffs are therefore subjected to the provisions of the ERA, and are otherwise interim/pilot.
- 7.2 This tariff will only apply to customers that are net consumers at City Power and who have invested in embedded generation capacity, are grid-tied (and comply with all the regulations regarding grid connection).
- 7.3 That the embedded generator is required to register with City Power and the equipment used must comply with the technical standards required by City Power.
- 7.4 All Large Power Users and Business customers who would be willing to invest in embedded generation with the purpose of supplementing their electricity supply from City Power will have to be on a conventional tariff structure. If they are currently on a prepaid structure, they will be required to migrate to a conventional tariff structure.
- 7.5 All residential customers who would be willing to invest in embedded generation with the purpose of supplementing their electricity supply from City Power, will have to be on a

1C.78

time-of-use conventional tariff structure. If they are currently on a prepaid structure, they will be required to migrate to the time-of-use conventional tariff structure.

- 7.6 Embedded generators that are at any time capable of feeding energy back into the grid will require meters with bidirectional metering capability.
- 7.7 All parties that would invest in generating electricity capacity and who would elect to only feed into the grid (and never draw from the grid) will be treated as an additional supplier under a negotiated power purchase agreement.
- 7.8 Embedded generation tariff is only applicable to maximum generation capacity of 1MW

DEVELOPMENT PLANNING**ANNEXURE A****AMENDMENT OF TARIFF OF CHARGES IN RESPECT OF LAND DEVELOPMENT APPLICATIONS DONE IN TERMS OF THE PROVISIONS OF THE CITY OF JOHANNESBURG MUNICIPAL PLANNING BY-LAW 2016, AND MISCELLANEOUS FEES**

In terms of Sections 17(3)(a)(ii) and 22(a)(i) and (ii) of the Local Government: Municipal Finance Management Act, 2003 (Act 56 of 2003) and Sections 21(1) and (3), 21A and 75A(3) and (4) of the Local Government: Municipal Systems Act, 2000 (Act 32 of 2000) as amended, it is hereby notified that the City of Johannesburg has, in terms of Sections 11(3)(i) and 75A(1) and (2) of the Local Government: Municipal Systems Act, 2000 (Act 32 of 2000) as amended, read with Section 24(2)(c)(ii) of the Local Government: Municipal Finance Management Act, 2003 (Act 56 of 2003), amended its Tariff of charges in respect of the following with effect from 1 July 2021.

The following charges will be effective from 1 July 2021 – 30 June 2022:

A. MUNICIPAL PLANNING BY-LAW 2016

NO	SECTION	DESCRIPTION	APPROVED TARIFF 2020/21	NEW TARIFF 2021/22
1	19 or Land Use Scheme	Consent use application including the following: -Second dwelling unit -Site development plan -Parking relaxation -Height increase	R973	R 1 015
2	19.(7)(d)	Withdrawal of consent use application	R 500	R 522
3	19.(10)	Application for extension of time to pay the contributions and the amount of money	R317	R 331

1C.80

NO	SECTION	DESCRIPTION	APPROVED TARIFF 2020/21	NEW TARIFF 2021/22
		envisaged in section 19.(7)(e) and (f), in respect of a consent use application.		
4	20	Relaxation of a Building Line	R554	R 578
5	21	Amendment of a Town Planning Scheme/ Land Use Scheme(Rezoning)	R6 476 per erf/property contained in the application unless properties have the same owner and are contiguous	R6 754 per erf/property contained in the application unless properties have the same owner and are contiguous
6	22.(4)	Publication of amendment of a land use scheme in the Provincial Gazette or any appeal upheld and any correction thereof resultant from further changes/amendments by the applicant	Cost as determined by Government Printer plus 15%.	Cost as determined by Government Printer plus 15%.
7	22.(5)	Abandonment (full or part)of the approval of an amendment of the land use scheme application	R973	R1 015
8	25.(3)(a)	Request to repeal the land use scheme	R973	R1 015
9	25.(3)(b)	Application for the further amendment of the land use scheme	R973	R1 015
10	25.(4)	Publication of a repeal notice in the Provincial Gazette	Cost as determined by Government Printer plus 15%.	Cost as determined by Government Printer plus 15%.
11	25.(5)	Application to refund the contribution already paid in	R500	R 522

1C.81

NO	SECTION	DESCRIPTION	APPROVED TARIFF 2020/21	NEW TARIFF 2021/22
		respect of a repealed land use scheme		
12	25.(8)(a)	Request to pay the contributions in instalments.	R500	R 522
13	25.(8)(b)	Request that the prospective new purchaser pay the contribution after transfer of the property.	R500	R 522
14	25.(8)(c)	Request that payment of the contribution be postponed and that a guarantee for the contributions may be submitted to the Council.	R500	R 522
15	26.(1)	Application to establish a township.	R6 476	R6 754
16	26.(10)(a)	Amendment of township application prior to approval, at the request of the applicant.	R1 280	R 1335
17	26.(10)(b)	Amendment of township application prior to approval, at the request of the Council.	R1 280	R 1335
18	27.(1)	Application to enter into a contract or grant an option prior to proclamation of the township.	R317	R 331
19	28.(5)	Application for extension of time to obtain approval of the General Plan.	R317	R 331
20	28.(8)(a)	<p>Application to amend the township approval before the General Plan has been approved</p> <ul style="list-style-type: none"> a non-material amendment which warrants no advertisement excluding the amendment of the layout of the erven; 	R317	<p>R 331</p> <p>R1 348</p>

1C.82

NO	SECTION	DESCRIPTION	APPROVED TARIFF 2020/21	NEW TARIFF 2021/22
		<ul style="list-style-type: none"> a non-material amendment which warrants no advertisement to amend the layout of the erven. 	R1 292	
21	28.(8)(b)	Application to amend the township approval after the General Plan has been approved (a non-material amendment which warrants no advertisement) excluding the amendment of the layout of the erven.	R317	R 331
22	28.(8)(b)	Application to amend the layout of the erven in the township after the General Plan has been approved.	R1 292	R1 348
23	28.(10)	Application for extension of time to lodge the necessary documents to the Registrar of Deeds, for opening of the township register.	R317	R 331
24	28.(15)	Publication of notice in the Provincial Gazette to declare a township as an approved township or any appeal upheld and any correction thereof resultant from further changes/amendments by the applicant.	Cost as determined by Government Printer plus 15%.	Cost as determined by Government Printer plus 15%.
25	29.(1)	Application to issue the certificate that erven may be transferred, contributions have been paid, services installed, building plans may be approved etc.	R317	R 331

1C.83

NO	SECTION	DESCRIPTION	APPROVED TARIFF 2020/21	NEW TARIFF 2021/22
26	31.(1)	Application to phase an approved (not proclaimed) township into two or more townships (by applicant or if directed by the Council to do so).	R1 175 per newly created township	R1 226 per newly created township
27	31.(1)(a)	Application for extension of time to submit an application to phase an approved township.	R 317	R 331
28	31.(4)	Application for extension of time to submit to the Council, the plans, diagrams or other documents and information required from the applicant in respect of the newly created townships.	R320 per township	R 331 per township
29	32.	Extension of boundaries of a township of an approved (proclaimed) township.	R6 476	R 6 754
30	33.(1)(a)	Subdivision of an Erf	R728 + R31 per portion exceeding 5 portions	R 759 + R 32 per portion exceeding 5 portions
31	33.(1)(b)	Consolidation of Erven	R468	R 488
32	33.(10) read with (11)	Application for extension of time to: <ul style="list-style-type: none"> • obtain approved sub-division or consolidation diagrams from the Surveyor General; • submit the documents to the Registrar of Deeds for registration of the sub-division or consolidation. 	R317	R 331
33	34.(1)(a)	Application to cancel the sub-division or consolidation approval	R809	R 844
34	34.(1)(b)	Application to amend, delete or add a condition to the sub-division or consolidation approval	R809	R 844

NO	SECTION	DESCRIPTION	APPROVED TARIFF 2020/21	NEW TARIFF 2021/22
35	34.(1)(c)	Application to amend the sub-division or consolidation plan	R809	R 844
36	34.(5)	Application to issue the certificate that the conditions of the subdivision of erven, have been complied with.	R651 for the first portion to be transferred (Power of Attorney to Transfer) or to be created (Certificate of Registered Title) and thereafter R323 per portion	R 684 for the first portion to be transferred (Power of Attorney to Transfer) or to be created (Certificate of Registered Title) and thereafter R 337 per portion
37	34.(6)	Application to issue the certificate that the conditions of the consolidation of erven, have been complied with.	R658 for the first two erven mentioned in the Certificate of Consolidated Title and thereafter R326 per erf.	R 684 for the first two erven mentioned in the Certificate of Consolidated Title and thereafter R 340 per erf.
38	35.(1)	Subdivision of any other land	R5 260	R 5486
39	35.(7)	Application for extension of time to lodge the division plans with the Surveyor General for approval.	R317	R 331
40	37.(1)	Application to issue the certificate that the conditions of division of other land have been complied with.	R651 for the first portion to be transferred (Power of Attorney to Transfer) or to be created (Certificate of Registered Title) and thereafter R323 per portion	R 684 for the first portion to be transferred (Power of Attorney to Transfer) or to be created (Certificate of Registered Title) and thereafter R337 per portion

1C.85

NO	SECTION	DESCRIPTION	APPROVED TARIFF 2020/21	NEW TARIFF 2021/22
41	38.	Application to alter, amend or partially or totally cancel the General Plan of an approved (proclaimed) township.	R973	R1 015
42	39.(5)	Application for extension of time to submit the plans, diagrams or other documents to the Surveyor General to give effect to the alteration, amendment or cancellation of the General Plan.	R320	R 331
43	39.(8).	Publication of notice and Schedule of Conditions in the Provincial Gazette.	Cost as determined by Government Printer plus 15%.	Cost as determined by Government Printer plus 15%.
44	41.(4)	Amendment, suspension or removal of any restriction, obligation, servitude or reservation	R973	R1015
45	42.(4)	Publication of notice in the Provincial Gazette that the application to amend, suspend or remove any restriction, obligation, servitude or reservation, has been approved or any appeal upheld and any correction thereof resultant from further changes/amendments by the applicant	Cost as determined by Government Printer plus 15%.	Cost as determined by Government Printer plus 15%.
46	44.	Application for extension of time to pay external engineering services or parks contributions resultant from the application to amend, suspend or remove any restriction, obligation, servitude or reservation.	R317	R 331

NO	SECTION	DESCRIPTION	APPROVED TARIFF 2020/21	NEW TARIFF 2021/22
47	47.(4)	Application in terms of Section 47.(4) to off-set external contribution payable against engineering services installed on behalf of the Council:	R 300 per engineering service	R 313 per engineering service
48	47.(9)	Request to pay the external engineering services contributions in instalments or per guarantee.	R317	R 331
49	49.(1)	Submission of an appeal.	R2 153	R2 246
50	52.(1)	Petition to be granted intervener status.	R1 159	R1 209
51	53.	Sectional Title Scheme Clearance.	R500	R 522
52	54.(1)(a), (b) or (c)	Publication in the Provincial Gazette of a notice that an amendment scheme has been adopted or any appeal upheld and any correction thereof resultant from further changes/amendments by the applicant.	Cost as determined by Government Printers plus 15%.	Cost as determined by Government Printers plus 15
53	56.(2)	Application by the new owner to continue with any development application, before conclusion of such an application.	R317	R 331
54	66.(2)	Application for exemption to comply with any procedural provision of the By- Law.	R500	R 522
55	67.(2)	Translation of any document, notice and or communication	R1 159 per A4 page if done	R1 209 per A4 page if done

1C.87

NO	SECTION	DESCRIPTION	APPROVED TARIFF 2020/21	NEW TARIFF 2021/22
		issued or to be issued by the Council, from English to any other language of choice.	internally or cost plus 15% if done externally.	internally or cost plus 15% if done externally
56	69.	Excision from Agricultural Holding Register.	R973	R1 015

B: MISCELLANEOUS

NO	DESCRIPTION	APPROVED TARIFF 2020/2021	PROPOSED NEW TARIFF 2021/2022
1.	Signing of a Notarial Deed of Servitude, Notarial Deed of Replacement of Servitude, Notarial Tie Agreement or any similar Notarial Deeds required by the Registrar of Deeds to conclude the registration of transactions.	R 316 per erf/ property contained in the Deed	R 331 per erf/ property contained in the Deed
2.	Issuing of consent to transfer an erf which is subject to an electrical restriction	R316 per erf to be transferred or R316 when consent is issued simultaneously with the Section 82/88/64/38 certificate	R331 per erf to be transferred or R331 when consent is issued simultaneously with the Section 29 certificate
3.	Non-profit Companies: (a) Assessment of Memorandum of Incorporation; (b) Request/amendment/consent in terms of the Memorandum of Incorporation:	a) R 973 b) R 973 per request/ amendment/ consent	a) R 1014 b) R 1014 per request/ amendment/ Consent
4.	Request to calculate estimates on contributions prior to proclamation/approval of land development applications	R973 per township /application/ request.	R1014 per township /application/ Request
5	Reasons for a decision of the Municipal Planning Tribunal/ Appeal body etc. in relation to a land development application:	R316	R 331
6	Transcription of proceedings:	R1 391	R 1 451

NO	DESCRIPTION	APPROVED TARIFF 2020/2021	PROPOSED NEW TARIFF 2021/2022
7.	Copies of documents, correspondence, etc: (excluding Guidelines and application forms): (a) A4 per page (b) A3 per page	R 2.20 R 4.40	R 2.30 R 4.50
8	Issuing of a duplicate of an original certificate previously issued by Legal Administration or any certificate or consent required in terms of an approval for which provision has not been made in A. above	R317	R 331
9	Release of a (paper) guarantee or refund of an amount paid <i>in lieu</i> of a guarantee.	R317 per engineering service	R 331 per engineering service
10	Town Planning Enquiry	R522	R 544
11	Request for names and addresses of adjoining owners	R58 per address. From 11 addresses and above R28 per address	R60 per address. From 11 addresses and above R29 per address

ANNEXURE B**AMENDMENT OF TARIFF OF CHARGES IN RESPECT OF THE NATIONAL BUILDING REGULATIONS AND BUILDING STANDARDS ACT, 103 OF 1977**

In terms of Sections 17(3)(a)(ii) and 22(a)(i) and (ii) of the Local Government: Municipal Finance Management Act, 2003 (Act 56 of 2003) and Sections 21(1) and (3), 21A and 75A(3) and (4) of the Local Government: Municipal Systems Act, 2000 (Act 32 of 2000) as amended, it is hereby notified that the City of Johannesburg has, in terms of Sections 11(3)(i) and 75A(1) and (2) of the Local Government: Municipal Systems Act, 2000 (Act 32 of 2000) as amended, read with Section 24(2)(c)(ii) of the Local Government: Municipal Finance Management Act, 2003 (Act 56 of 2003), amended its Tariff of Charges in respect of the following with effect from 1 July 2021.

The following charges will be effective from 1 July 2021– 30 June 2022.

All building plan fees are non- refundable.

	DESCRIPTION	APPROVED TARIFF 2020/2021	NEW TARIFF 2021/2022
1.	To consider applications made in terms of Section 4(1) of the National Building Regulations and Building Standards Act, 1977, the proposed charges are as follows:		
1.1	Per m ² or part thereof for the first 1 000 m ² of building work.	R 21 per m ²	R 22 per m ²
1.2	Per m ² or part thereof for the second 1 000 m ² of building work.	R 20 per m ²	R 21 per m ²
1.3	Per m ² or part thereof for the balance greater than 2 000 m ² of building work	R 18 per m ²	R 19 per m ²
1.4	Application: Building work for alterations to existing buildings and buildings of a special character such as factory chimneys, spires and similar structures, per erf per application	,30% of the value of building work with a minimum of R 2608. Revised 0,30% to be	R 2608

1C.91

	DESCRIPTION	APPROVED TARIFF 2020/2021	NEW TARIFF 2021/2022
		submitted on completion of building project, fees re-calculated and the difference paid prior to issuance of certificate of occupancy (Revised tariff)	
1.5	A fee for a new dwelling house of 50 m ² or less in area.	R 486	R 507

	DESCRIPTION	APPROVED TARIFF 2020/2021	NEW TARIFF 2021/2022
1.6	<p>In the case of mass-contracted low-cost housing projects 100% funded by means of National Housing capital subsidies:</p> <ul style="list-style-type: none"> • a fee per master plan • and a fee per erf (one dwelling unit per Erf) or unit on which the master plan is repeated. <p>The tariff applies only for 100% government funded projects, without any mortgage or beneficiary paying a cent.</p>	<p>R 276</p> <p>R 66</p>	<p>R 288</p> <p>R 69</p>
1.7	The minimum charge in respect of any building plan, other than contemplated in 1.5 and 1.6 shall be	R 779	R 812
1.8	<p>Portion of buildings projection over Council owned land :</p> <p>(a) Areas of 10 m² and less</p> <p>(b) Areas in excess of 10 m²,</p> <p>The above charges are in addition to normal plan submission fees.</p>	<p>R 773</p> <p>R 779 plus R19 m² or part thereof</p>	<p>R806</p> <p>R 812 plus R20 m² or part thereof</p>
2	To authorise minor building work in terms of Section 13 of the National Building Regulations and Building Standards Act, 1977, a charge of	R 342	R357
3	To authorise the erection of a temporary building in terms of Regulations A23(1) a fee of	R 342	R 357

1C.93

4.	To permit the use of a street by a person undertaking any work of erection or demolition in terms of Regulation F1(4): (Hoarding)	a fee of R20 per m ² for every week or part thereof, with a minimum fee of R 342	a fee of R21 per m ² for every week or part thereof, with a minimum fee of R 357
5	To authorise a permit for the demolition of a building:		
5.1	Residential 1 per erf per application	R 983	R 1025
5.2	Other buildings per erf per application	R4000	R4 172
5.3	Demolished structures without permit (illegal): Residential 1 per erf per application	R1448	R1 510
5.4	Demolished structures without permit (illegal): other buildings per erf per application	R6000	R 6258
6.	To authorise a permit for excavations:	R 926	R966
7.	To authorise a permit for encroaching over Council owned land for the purpose of building operations:	R 926	R966
8	Approval of cellular phone structures and masts (per application).	R 4 558	R4754

	DESCRIPTION	APPROVED TARIFF 2020/2021	NEW TARIFF 2021/2022
9	Provisional authorization to commence with building work in terms of Section 7(6) of the National Building Regulations and Building Standards Act, of 1977, as amended, per erf per application: first application	50% of building plan fees paid	50% of building plan fees paid
9.1	Provisional authorization to commence with building work in terms of Section 7(6) of the National Building Regulations and Building Standards Act, of 1977, as amended, per erf per application: Second application	40% of building plan fees paid	40% of building plan fees paid

1C.94

9.2	Provisional authorization to commence with building work in terms of Section 7(6) of the National Building Regulations and Building Standards Act, of 1977, as amended, per erf per application: Third and Final application	35% of building plan fees paid	35% of building plan fees paid
10	Permission to occupy a new building in terms of Section 14 (1A) of the National Building Regulations and Building Standards Act, 103 of 1977, as amended, per erf per application: First application	50% of building plan fees paid	50% of building plan fees paid
10.1	Permission to occupy a new building in terms of Section 14 (1A) of the National Building Regulations and Building Standards Act, 103 of 1977, as amended, per erf per application: Second Application	40% of building plan fees paid	40% of building plan fees paid
10.2	Permission to occupy a new building in terms of Section 14 (1A) of the National Building Regulations and Building Standards Act, 103 of 1977, as amended, per erf per application: Third and final application	35% of building plan fees paid	35% of building plan fees paid
10.3	Permission to occupy an old building in terms of Section 14 (1A) of the National Building Regulations and Building Standards Act, 103 of 1977, as amended, per erf per application: Third and final application	R 4 000	R4 172
11	Re-Inspection per booking	R500	R 522
12	Extension of building plan validity period, provided there is no change on the building plans and relevant applicable legislation. Within validity period. Extension to be valid for the next 12 months	25% of the original building plan fees paid	25% of the original building plan fees paid

1C.95

12.1	Resubmission of previously approved Building plan that lapsed, provided there is no change on the building plan and relevant legislation. Within 12 months after expiry, the approval to be valid for the next 12 months.	50% of the original building plan fees paid	50% of the original building plan fees paid
13	SANS 10400: Part XA Exemption	New Tariff	R 300
14.	Miscellaneous charges: Printed hard copies black & white (paper)		
	14.1 Copies of plans A 4	R10 + R 24 Once off service fee irrespective of the number of copies made	R10/copy + R 25 Once off service fee irrespective of the number of copies made
	14.2 Copies of plans A3	R19 + R24 Once off service fee irrespective of the number of copies made	R20/copy + R25 Once off service fee irrespective of the number of copies made
	14.3 Copies of plans A 2	R 45 + R 24 Once off service fee irrespective of the number of copies made	R 47/copy + R 25 Once off service fee irrespective of the number of copies made
	14.4 Copies of plans A 1	R53 + R24 Once off service fee irrespective of the	R55/copy + R25 Once off service fee irrespective of

	14.5 Copies of plans A 0	number of copies made R114 + R22 Once off service fee irrespective of the number of copies made	the number of copies made R119/copy + R25 Once off service fee irrespective of the number of copies made
15.	Miscellaneous charges: Email Soft copies (Electronic) 15.1 Copies of plans A 4 15.2 Copies of plans A3 15.3 Copies of plans A 2	New Tariff New Tariff New Tariff	R5/copy + R 25 Once off service fee irrespective of the number of copies made R10/copy + R25 Once off service fee irrespective of the number of copies made R 20/copy + R 25 Once off service fee irrespective of the number of copies made

			<p>R25/copy + R25 Once off service fee irrespective of the number of copies made</p>
	15.4 Copies of plans A 1	New Tariff	<p>R60/copy + R25 Once off service fee irrespective of the number of copies made</p>
	15.5 Copies of plans A 0	New Tariff	

ANNEXURE C**DETERMINATION OF TARIFF OF CHARGES FOR OUTDOOR ADVERTISING SIGNS IN TERMS OF THE CITY OF JOHANNESBURG OUTDOOR ADVERTISING BY-LAWS**

In terms of Sections 17(3)(a)(ii) and 22(a)(i) and (ii) of the Local Government: Municipal Finance Management Act, 2003 (Act 56 of 2003) and Sections 21(1) and (3), 21A and 75A(3) and (4) of the Local Government: Municipal Systems Act, 2000 (Act 32 of 2000) as amended, it is hereby notified that the City of Johannesburg has, in terms of Sections 11(3)(i) and 75A(1) and (2) of the Local Government: Municipal Systems Act, 2000 (Act 32 of 2000) as amended, read with Section 24(2)(c)(ii) of the Local Government: Municipal Finance Management Act, 2003 (Act 56 of 2003), determined its Tariff of Charges for Advertising Signs in terms of the City of Johannesburg Outdoor Advertising By-laws with effect from 1 July 2021 .

The following charges will be effective from 1 July 2021 to 30 June 2022:

NO	DESCRIPTION	APPROVED TARIFF 2020/2021	PROPOSED NEW TARIFF 2021/2022
1	In terms of Section 3, applications for consideration of advertising signs relating to free-standing advertising signs for both on-premises and third-party advertising purposes - irrespective of whether the sign is erected on Private or Council land and or public places		
	All applications shall be subject to a non-refundable pre-evaluation and admin fee unless indicated in the schedule	*(R 387 + R 1 313 = R 1 700.00	*(R 404 + R 1 369 = R 1 773.00
1.1	A non-refundable application fee for static advertising display.	An amount of R 260 per square meter	An amount of R 271 per square meter
1.2	A non-refundable application fee for LED (electronic) displays	An amount of R 744 per m ² for a LED (electronic) display.	An amount of R 776 per m ² for a LED (electronic) display.
1.3	Illuminated Advertising signs (scrolling)	An amount of R 744 per m ² for a (scrolling) display	An amount of R 776 per m ² for a (scrolling) display

NO	DESCRIPTION	APPROVED TARIFF 2020/2021	PROPOSED NEW TARIFF 2021/2022
1.4	Section 10- Signs suspended under verandas or canopies	EXEMPTED	EXEMPTED
1.5	Section 11- Signs on verandas or canopies over public streets	EXEMPTED	EXEMPTED
1.6	Section 12- Projecting signs	EXEMPTED	EXEMPTED
1.7	Section 13- Pylon signs for on-premises advertising (STATIC)	R 263/m ²	R 263/m ²
1.8	Section 13- Pylon signs for on-premises advertising (LED)	R 752/ m ²	R 752/ m ²
1.9 (a)	Section 14- Advertising signs placed flat on buildings and on bridges (signs outside the Inner-city Renewal Projects)	A non-refundable pre-evaluation and admin fee consisting of R 387 + R 1 313 =R 1 700), thereafter : an amount of R 260 per m ² of advertising display - irrespective of whether the sign is erected on Private or Council land.	A non-refundable pre-evaluation and admin fee consisting of R 404 + R 1 3169=R 1 773), thereafter : an amount of R 271 per m ² of advertising display - irrespective of whether the sign is erected on Private or Council land.
1.9 (b)	LED advertising Signs or electronic Advertising signs in terms of Section 14	A non-refundable pre-evaluation and admin fee consisting of R 387 + R 1 313 =R 1 700), thereafter : an amount of R744.00 per m ² of advertising display - irrespective of whether the sign is erected on Private or Council land.	A non-refundable pre-evaluation and admin fee consisting of R 404 + R 1 3169=R 1 773), thereafter : an amount of R 271 per m ² of advertising display - irrespective of whether the sign is erected on Private or Council land.
1.9 (c)	Section 14(3) - Subject to an annual prescribed financial contribution to be utilized for an Inner-City Renewal project. (signs within the Inner-city Renewal Projects)	R 82/m ²	R 82/m ²

1C.100

NO	DESCRIPTION	APPROVED TARIFF 2020/2021	PROPOSED NEW TARIFF 2021/2022
1.9 (d)	Section 15 (2) - Signs relating to the development of townships and properties (Development Boards)	R 5 774 up to a total of 40m ² . A sign larger than 40m ² R 5 774 plus an amount of R 261 per m ² to a maximum of 80m ² .	R 6022 up to a total of 40m ² . A sign larger than 40m ² R 6 022 plus an amount of R 271 per m ² to a maximum of 80m ² .
1.9 (e)	Section 16- Requirements for Sky Signs (Static) A non-refundable application fee (Static signs)	An amount of R 261 per square meter of advertising (static) display.	An amount of R 272 per square meter of advertising (static) display.
1.9 (f)	Section 16- Requirements for Sky Signs A non-refundable application fee. (LED electronic signs)	A non-refundable pre-evaluation and admin fee consisting of (R 387 + R 1 313 =R 1 700), thereafter: an amount of R 744 per m ² for a LED (electronic) display - irrespective of whether the sign is erected on Private or Council land.	A non-refundable pre-evaluation and admin fee consisting of (R 404+ R 1 369 =R 1 773), thereafter: an amount of R 744 per m ² for a LED (electronic) display - irrespective of whether the sign is erected on Private or Council land.
1.10	Section 18- Signs on residential buildings, dwelling houses and dwelling units	EXEMPTED	EXEMPTED
1.11	Section 19- Sun-blind advertisements	EXEMPTED	EXEMPTED
1.12	Section 21- Advertisements on blimps	A non-refundable pre-evaluation and admin fee consisting of (R 387 + R 5 387 = R 5 774.00), thereafter: An amount of R 744 per m³- irrespective of whether the sign is erected on Private or Council land.	A non-refundable pre-evaluation and admin fee consisting of (R 404 + R 5 691 = R 6 095.00), thereafter: An amount of R 776 per m ³ - irrespective of whether the sign is erected on Private or Council land.

1C.101

NO	DESCRIPTION	APPROVED TARIFF 2020/2021	PROPOSED NEW TARIFF 2021/2022
1.13	<p>Section 22- Painted advertisements</p> <p>An application in terms of Section 22, that is, painted advertisements and murals for both on-premises and third party advertising purposes, shall be accompanied by a non-refundable application fee</p>	<p>A non-refundable pre-evaluation and admin fee consisting of R 387 + R 1 313 =R 1 700), thereafter: an amount of R 261 per m² of advertising display only - irrespective of whether the sign is erected on Private or Council land</p>	<p>A non-refundable pre-evaluation and admin fee consisting of R 404 + R1369 =R 1 773), thereafter: an amount of R 271 per m² of advertising display only - irrespective of whether the sign is erected on Private or Council land</p>
1.14	Section 23- Advertising signs relating to selling and letting of property	Exempted	Exempted
1.15	Section 24- (2) Any advertising sign not exceeding 4m ² in extent and not more than 3m above the ground level immediately below it. Auction signage	R 524 - irrespective of whether the sign is erected on Private or Council land – and if approved, approved for period of not more than 180 days.	R 547 - irrespective of whether the sign is erected on Private or Council land – and if approved, approved for period of not more than 180 days.
1.16	Section 25- Advertisements on construction sites.	<p>A non-refundable pre-evaluation and admin fee consisting of R 387 + R 1 313=R 1 700), thereafter : an amount of R 261 per m² for first 100 m², and</p> <p>R 247 per m² of advertising display for the second 100 m² and R 123 per m² of</p>	<p>A non-refundable pre-evaluation and admin fee consisting of R 404 + R 1 369=R 1 773), thereafter : an amount of R 261 per m² for first 100 m², and</p> <p>R 258 per m² of advertising display for the second 100 m² and R 128 per m² of</p>

1C.102

NO	DESCRIPTION	APPROVED TARIFF 2020/2021	PROPOSED NEW TARIFF 2021/2022
		advertising display for the balance (greater than 200 m²).	advertising display for the balance (greater than 200 m²).
1.17 (a)	Section 26(1) Transit advertising Application for displays- n authorized official	A non-refundable pre-evaluation and admin fee consisting of R 387 + R 1 313=R 1 700), thereafter: an amount of R 3 466.00 per transit advertising signs.	A non-refundable pre-evaluation and admin fee consisting of R 404 + R 1 369=R 1 773), thereafter: an amount of R 3 615 per transit advertising signs.
1.17 (b)	Section 26(3) Transit advertising- (3) If a transit advertising sign is used in contravention of subsections (1) and/or (2) above or any other provision of these By-laws, an authorized official may, without prior notice, remove and impound such sign.	R 2 971 for each transit advertising sign removed by the Council or its agent(s)	R 3 099 for each transit advertising sign removed by the Council or its agent(s)
1.18	Section 27- Approval of posters	An admin fees of the amount of R 42.00 per poster of advertising display erected for a period of up to 30 calendar days to be affixed on street lamp poles that vest in the municipality or any other state organ.	An admin fees of the amount of R 44 per poster of advertising display erected for a period of up to 30 calendar days to be affixed on street lamp poles that vest in the municipality or any other state organ.
1.19 (a)	Section 30- Costs of removal and storage	R 90.00 for the removal of each advertising poster.	R94.00 for the removal of each advertising poster.

1C.103

NO	DESCRIPTION	APPROVED TARIFF 2020/2021	PROPOSED NEW TARIFF 2021/2022
1.19 (b)	<p>Section 30 (1) The cost incurred by the Council for the removal and storage of an advertising sign, other than a poster, and other costs incurred by the Council as contemplated in Section 29, may be recovered from the owner of that advertising sign or any other person whose name or activity is displayed on that advertising sign.</p> <p>(3) Any advertising sign which has been removed and stored in terms of these By-laws may be released to its owner subject to payment of a prescribed fee.</p>	R 300.00 per m ² for each removal of the advertising sign other than a poster removed by the Council or its agent(s)	R 313 per m ² for each removal of the advertising sign other than a poster removed by the Council or its agent(s)
1.20	Section 37- Appeals (An appeal lodged in terms of Section 37 shall be accompanied by a non-refundable fee.	R 5 774.00	R 6 022

ANNEXURE D**DETERMINATION OF TARIFF OF CHARGES FOR THE ISSUING OF CERTIFICATES AND SUPPLY OF INFORMATION BY THE CORPORATE GEO INFORMATICS DEPARTMENT**

In terms of Sections 17(3)(a)(ii) and 22(a)(i) and (ii) of the Local Government: Municipal Finance Management Act, 2003 (Act 56 of 2003) and Sections 21(1) and (3), 21A and 75A(3) and (4) of the Local Government: Municipal Systems Act, 2000 (Act 32 of 2000) as amended, it is hereby notified that the City of Johannesburg has, in terms of Sections 11(3)(i) and 75A(1) and (2) of the Local Government: Municipal Systems Act, 2000 (Act 32 of 2000) as amended, read with Section 24(2)(c)(ii) of the Local Government: Municipal Finance Management Act, 2003 (Act 56 of 2003), amended its Tariff of Charges for the Issuing of Certificates and the Supply of Information by Corporate Geo Informatics Department as set out below with effect from 1 July 2021.

The following tariffs will be effective from 1 July 2021 to June 2022:

Property information sent by e-Property & Public Counter Sections (Special services)	APPROVED TARIFF 2020/2021	PROPOSED NEW TARIFF 2021/2022
e-Property Information Service subscription fee	R254	R265
Zoning certificates per stand	R58	R60
Zoning information per A4	R12	R13
Stand Dimensions and areas per A4	R12	R13
Confirmation stand / street numbers	R12	R13

GIS Information (Standard – Generally available products : Colour)	APPROVED TARIFF 2020/2021	PROPOSED NEW TARIFF 2021/2022
A0 paper	R325	R340
A1	R163	R170
A2	R 81	R 85
A3	R 57	R60

1C.105

A4	R 43	R45
----	------	-----

GIS Information (Standard – Generally available products : Monochrome)	APPROVED TARIFF 2020/2021	PROPOSED NEW TARIFF 2021/2022
A3	R43	R 45
A4	R27	R 28

GIS Information (Customized Plotting – Value added products and services)	APPROVED TARIFF 2020/2021	PROPOSED NEW TARIFF 2021/2022
A0 paper	R623	R651
A1	R461	R482
A2	R379	R396
A3	R345	R360
A4	R338	R353
Preparing for dispatch	R297	R310

Data preparation and dispatch	APPROVED TARIFF 2020/2021	PROPOSED NEW TARIFF 2021/2022
Preparing for dispatch (per unit)	R297	R310
CD or DVD	R17	R!8

1C.106

Digital information	APPROVED TARIFF 2020/2021	PROPOSED NEW TARIFF 2021/2022
Polygon per stand (excluding base data)	Free	Free
Line data per kilobyte (excluding base data)	Free	Free
Attribute data per record	Free	Free
Building footprints per polygon	Free	Free
Building footprints (full set – excluding attribute data)	Free	Free
Digital map books on CD or DVD	R526	R 550
Interactive Map on CD or DVD	R1515	R1 583
CoJ Town Planning Schemes on CD or DVD	R255	R 266

Online digital data downloads (shp and dxf) per 3km x 3km grid	APPROVED TARIFF 2020/2021	PROPOSED NEW TARIFF 2021/2022
Cadastre (Stands), Cadastre (Townships), Street Addresses, 2m contours	Free	Free

Aerial photography 2003 (25cm pixel resolution)	APPROVED TARIFF 2020/2021	PROPOSED NEW TARIFF 2021/2022
Aerial Photography per set	Free	Free
Aerial photography per tile (5kmx3km)	Free	Free

Aerial photography 2006 (20cm pixel resolution)	APPROVED TARIFF 2020/2021	PROPOSED NEW TARIFF 2021/2022

1C.107

Aerial Photography per set	Free	Free
Aerial photography per tile (5kmx3km)	Free	Free

Aerial photography 2012 (15cm pixel resolution)	APPROVED TARIFF 2020/2021	PROPOSED NEW TARIFF 2021/2022
Aerial Photography per set	Free	Free
Aerial photography per tile (3kmx3km)	Free	Free

Aerial photography 2015 (15cm pixel resolution)	APPROVED TARIFF 2020/2021	PROPOSED NEW TARIFF 2021/2022
Joburg2015 – Aerial Photography per set	Free	Free
Joburg2015 – Aerial photography per tile (3kmx3km)	Free	Free
Joburg2015 – Digital Elevation Model (DEM)	Free	Free
Joburg2015 – Digital Elevation Model (DEM) per tile (3kmx3km)	Free	Free
Joburg2015 – Lidar points per set (ground & non ground)	Free	Free
Joburg2015 – Lidar points per tile (3km x3km)	Free	Free
Joburg2015 – Aerial photography, Digital Elevation Model (DEM), Lidar points (3kmx3km), 25cm contours (3kmx3km)	Free	Free
Joburg2015 – Aerial photography, Digital Elevation Model (DEM), Lidar points (3kmx3km), 25cm contours (3kmx3km) per tile	Free	Free

1C.108

Contours 2015	APPROVED TARIFF 2020/2021	PROPOSED NEW TARIFF 2021/2022
Joburg2015 – 25cm contours	Free	Free
Joburg2015 – 25cm contours per tile (3kmx3km)	Free	Free
Joburg2015 – 50cm contours	Free	Free
Joburg2015 – 50cm contours per tile (3kmx3km)	Free	Free
Joburg2015 – 1m contours	Free	Free
Joburg2015 – 1m contours per tile (3kmx3km)	Free	Free
Joburg2015 – 2m contours	Free	Free
Joburg2015 – 2m contours per tile (3kmx3km)	Free	Free

Aerial photography 2019 (15cm pixel resolution)	APPROVED TARIFF 2020/2021	PROPOSED NEW TARIFF 2021/2022
Joburg2019 – Aerial Photography per set	Free	Free
Joburg2019 – Aerial photography per tile (3kmx3km)	Free	Free
Joburg2019 – Digital Elevation Model (DEM)	Free	Free
Joburg2019 – Digital Elevation Model (DEM) per tile (3kmx3km)	Free	Free
Joburg2019 – Lidar points per set (ground & non ground)	Free	Free
Joburg2019 – Lidar points per tile (3km x3km)	Free	Free
Joburg2019 – Aerial photography, Digital Elevation Model (DEM), Lidar points (3kmx3km), 25cm contours (3kmx3km)	Free	Free
Joburg2019 – Aerial photography, Digital Elevation Model (DEM), Lidar points (3kmx3km), 25cm contours (3kmx3km) per tile	Free	Free

1C.109

Contours 2019	APPROVED TARIFF 2020/2021	PROPOSED NEW TARIFF 2021/2022
Joburg2019 – 25cm contours	Free	Free
Joburg2019 – 25cm contours per tile (3kmx3km)	Free	Free
Joburg2019 – 50cm contours	Free	Free
Joburg2019 – 50cm contours per tile (3kmx3km)	Free	Free
Joburg2019 – 1m contours	Free	Free
Joburg2019 – 1m contours per tile (3kmx3km)	Free	Free
Joburg2019 – 2m contours	Free	Free
Joburg2019 – 2m contours per tile (3kmx3km)	Free	Free

LICENSE AGREEMENTS		APPROVED TARIFF 2020/2021	PROPOSED NEW TARIFF 2021/2022
a)	Developer Licensing Agreement: An agreement between the Directorate Corporate Geo-Informatics (CGIS) and the licensee wherein certain rights are granted to use digital data as specified, with cadastre.	<i>R 14,655per annum excluding VAT</i>	R 15 285 per annum excluding VAT
b)	Publishing Licensing Agreement: An agreement between the Directorate Corporate Geo-Informatics (CGIS) and the licensee wherein certain rights are granted to publish digital data as specified.	<i>R 7,327 per annum excluding VAT</i>	R 7,642 per annum excluding VAT

1C.110

c)	Maintenance licensing Agreement: An agreement between the Directorate Corporate Geo-Informatics (CGIS) and the licensee for supply of updated digital data as specified.	<i>R3,490 per annum excluding VAT</i>	R3,640 per annum excluding VAT
----	--	---------------------------------------	--------------------------------

ANNEXURE E**DETERMINATION OF CHARGES FOR THE SUPPLY OF INFORMATION RELATING TO THE MUNICIPAL PLANNING TRIBUNAL TO THE PUBLIC.**

In terms of Sections 17(3)(a)(ii) and 22(a)(i) and (ii) of the Local Government: Municipal Finance Management Act, 2003 (Act 56 of 2003) and Sections 21(1) and (3), 21A and 75A(3) and (4) of the Local Government: Municipal Systems Act, 2000 (Act 32 of 2000) as amended, it is hereby notified that the City of Johannesburg has, in terms of Sections 11(3)(i) and 75A(1) and (2) of the Local Government: Municipal Systems Act, 2000 (Act 32 of 2000) as amended, read with Section 24(2)(c)(ii) of the Local Government: Municipal Finance Management Act, 2003 (Act 56 of 2003), amended its Tariff of Charges for the Issuing Information with effect from 1 July 2021

The following tariffs will be effective from 1 July 2021 to June 2022:

NO	DESCRIPTION	APPROVED TARIFF 2020/2021	PROPOSED NEW TARIFF 2020/2021
(1)	A complete copy of an agenda of one meeting of the Municipal Planning Tribunal (Former Planning Committee)	R 197	R205
(2)	A complete copy of the minutes of proceedings of one meeting of Municipal Planning Tribunal (Former Planning Committee)	R 68	R71
(3)	A complete set of agendas of the Municipal Planning Tribunal (Former Planning Committee) for one Calendar Year	R 4 766	R4 791
(4)	A complete set of the minutes of proceedings of the Municipal Planning Tribunal (Former Planning Committee) for one calendar year	R 1 632	R1 702
(5)	For each folio containing an extract from the agenda and minutes of the proceedings of the Municipal Planning Tribunal (Former Planning Committee)	R 3.20	R3.33

AMENDMENT OF TARIFF CHARGES IN RESPECT OF STREET ENCROACHMENTS, REINSTATEMENTS, PRINTED MATERIAL AND TENDER DOCUMENTS

In terms of Sections 17(3)(a)(ii) and 22(a)(i) and (ii) of the Local Government: Municipal Finance Management Act, 2003 (Act 56 of 2003) and Sections 21(1) and (3), 21A and 75A(3) and (4) of the Local Government: Municipal Systems Act, 2000 (Act 32 of 2000) as amended, it is hereby notified that the City of Johannesburg has, in terms of Sections 11(3)(i) and 75A(1) and (2) of the Local Government: Municipal Systems Act, 2000 (Act 32 of 2000) as amended, read with Section 24(2)(c)(ii) of the Local Government: Municipal Finance Management Act, 2003 (Act 56 of 2003), amended its Tariff of Charges in respect of Street Encroachments, Reinstatements, Printed Material, Tender Documents, Traffic Counting and Legal Documents with effect from 1 July 2021.

The following tariffs (inclusive of VAT) shall be effective from 1 July 2021.

Street Encroachments		Proposed new tariff	
Old Tariff 2020/2021		New Tariff 2021/2022	
R 644 half year for every 15.74 meter or part thereof		R 672 half year for every 15.74 meter or part thereof	
Printed Materials			
Standard Activity	Old Tariff	New Tariff	
Plotted Maps: Black & White			
A0 Paper	R 479	R 500	
A1 Paper	R 267	R 279	
A2 Paper	R 167	R 174	
A3 Paper	R 100	R 104	
A4 Paper	R 50	R 52	
Plotted Maps: Colour fill (Standard Paper)			
A0 Paper	R 913	R 952	
A1 Paper	R 690	R 720	
A2 Paper	R 580	R 605	
A3 Paper	R 223	R 233	

1C.113

A4 Paper	R 100	R 104
Plotted Maps: Colour fill (Gloss Paper)		
A0 Paper	R 1 186	R1 237
A1 Paper	R 890	R 928
A2 Paper	R 690	R 720
A3 Paper	R 357	R 372
A4 Paper	R 100	R 104
GIS Labour per hour	R 573	R 598
Minimum labour per hour	R 240	R 250
Customised Map Request	R 568	R 592

1C.114

Standard Activity	Old Tariff	New Tariff
Revised Customised Map request	R 279	
Data Conversion for Client per kilobyte	R 0, 95	
Sale of non-Spatial Data	R 0, 42	
Sale of Spatial Data per kilobyte	R 0, 53	
Retrieval of Archive Drawing	R 73	
Reinstatements		
(Minimum charge 1m2)		
Road Riding Surface	R 1 448	
Backfilling	R 1 024	
Paved Footways	R 640	
DCP Testing	R 217	
Unpaved Footways	R 629	
Kerbing (1m)	R 946	
Temporary Reinstatements	R 479	
Wayleaves processing fees, per project per suburb	R 890	
Wayleave processing fee for unplanned work per suburb (emergencies)	R 890	
For Re-inspection where previous inspection had failed and work was Redone	R 3 340	
Penalty for failed reinstatements done by own agent	R 13 356	
Legal		
a) For every A4 photocopy	R 7, 90	R 8,24
b) For every A4 printed copy in electronic or machine-readable format	R 4, 75	R5,10

1C.115

c) For a copy in a computer-readable form on i) stiffy disc ii) compact disc	R 17, 50	R 18,25
d) I) For a transcription of visual images ii) For a copy of a visual image	R 56	R 58.41

1C.116

Standard Activity	Old Tariff	New Tariff
e) I) For a transcription of an Audio Record per page ii) For a copy of an Audio Record	R 173 R 56	
Traffic Counts		
Existing Counts (Per Set)	R 1 062	
Existing Traffic Signal Plans	R 206	
New Intersection Counts	R 5 093	
New Link Volume Counts	R 2 376	
Tender Documents		
Up to a million one year contract	R 300	R 300
Up to a million two year contract	R 568	R 568
> R1 million	R 879	R 879
Capital Projects	R 1 458	R 1 458
Security Closure Administration Cost (Main Gate)	R 15 103	R 15 103
Security Closure Administration Cost (Additional Gate)	R 890	R 890
Security Closure Administration Cost (Main Gate) – Renewal after two years	R 9 060	R 9 060
Security Closure Administration Cost (Additional Gate) – Renewal after two years	R 534	R 534

AMENDMENT OF TARIFF OF CHARGES FOR JOHANNESBURG PARKS AND ZOO

		2020/21 FEE	%	NEW FEE
	CEMETERIES AND CREMATORIA			
	STANDARD ITEM TARIFFS FOR ALL CEMETERY CATEGORIES (EFT PAYEES)			
1.	EXHUMATION FEE	330.31	4.5	345.17
2.	CREMATIONS			
	Standard	1 266.03	4.5	1 323.00
	Cremation fee over 120 kg	1 636.98	4.5	1 710.64
	Infant	521.00	4.5	544.45
3.	ANATOMY MATERIAL (per 100 kg)	834.64	4.5	872.20
4.	HINDU CREMATORIUM (admin fee charged for archival records of cremations taken place on Council land)	97.70	4.5	102.10
5.	BURIAL OF ASHES IN EXISTING GRAVE	101.07	4.5	105.62
6.	AFTER HOURS FEE - BURIALS	786.71	4.5	822.11
	AFTER HOURS FEE - CREMATIONS (after 16h00 at any crematorium excluding Hindu Cremations)	786.71	4.5	822.11
7.	PUBLIC HOLIDAY FEE (MON - FRI) (additional to respective tariffs)	944.05	4.5	986.53
8.	CREMATORIUM / CEMETERY MEMORIAL WALL SECTION			
	Plaque / Niche	473.07	4.5	494.36
	Plaque / No Niche	394.92	4.5	412.69
9.	BOOK OF REMEMBRANCE (1 to 3 lines)	147.96	4.5	154.62
10.	ISSUING OF DUPLICATE CREMATION CERTIFICATE	75.02	4.5	78.40
11.	USE OF CHAPEL PER 60 MINUTE SESSION (excluding Lenasia Crematorium)	664.80	4.5	694.72
12.	FEE FOR ENLARGING OF GRAVE	373.04	4.5	389.83
	FEE FOR DEEPENING OF GRAVE	373.04	4.5	389.83

1C.118

13.	COMMUNITY OPERATED AND MAINTAINED CEMETERIES Jewish (West Park) Muslim (West Park and Newclare)	50% of prescribed tariff		50% of prescribed tariff
14.	NON-RESIDENT TARIFFS FOR BURIALS (standard practice between Municipalities, excluding cremations)	3 x prescribed tariff		3 x prescribed tariff
15.	ERECTION OF MEMORIALS ON GRAVES	300.10	4.5	313.60
16.	ELECTRONIC GRAVE MARKER	225.07	4.5	235.20
17.	BURIAL IN A CONSERVATION AREA OF A CEMETERY	Prescribed tariff + grave marker		Prescribed tariff + grave marker
18.	STANDARD RE-OPEN FEE FOR ALL CEMETERIES	448.06	4.5	468.22
19.	LATE BOOKING FEE	747.11	4.5	780.73
20.	BURIAL IN AREA OF HIGH PROFILE*	6 659.42	4.5	6 959.09
	RESERVATION OF A GRAVE IN AREA OF HIGH PROFILE	3 327.11	4.5	3 476.83
	BURIAL IN RESERVED GRAVE IN AREA OF HIGH PROFILE*	3 327.11	4.5	3 476.83
21.	REFUNDABLE DEPOSIT (FUNERAL UNDERTAKERS)			1 500.00
CATEGORY A:				
WEST PARK, BRIXTON, BRAAMFONTEIN				
1.	BURIAL FEE			
	Adult*	2 970.74	4.5	3 104.42
	Child*	1 483.81	4.5	1 550.58
2.	BURIAL FEE - SECOND BURIAL			
	Standard Coffin	448.06	4.5	468.22
	Casket Coffin	821.10	4.5	858.05
	Weekend and Public Holiday Fee - West Park Cemetery Only			
	Standard Coffin	1 235.81	4.5	1 291.42
	Casket Coffin	1 607.81	4.5	1 680.16
3.	BURIAL OF ASHES IN A NEW GRAVE			
	Adult	2 970.74	4.5	3 104.42
	Child	1 483.81	4.5	1 550.58
4.	RESERVATION OF A GRAVE IN ANY SECTION OF A CEMETERY			
	Adult	1 483.81	4.5	1 550.58
	Child	743.99	4.5	777.47

1C.119

5.	BURIAL IN A RESERVED GRAVE			
	Adult*	1 483.81	4.5	1 550.58
	Child*	743.99	4.5	777.47
6.	BURIAL IN VAULTS (Mausolea)*	2 970.74	4.5	3 104.42
7.	NON RESIDENT BURIAL			
	Adult	8 911.18	4.5	9 312.18
	Child	4 446.21	4.5	4 646.29
8.	REFUNDABLE DEPOSIT (FUNERAL UNDERTAKERS)			1 500.00
CATEGORY B:				
ALL OTHER CEMETERIES				
1.	BURIAL FEE			
	Adult*	1 857.89	4.5	1 941.50
	Child*	930.51	4.5	972.38
2.	BURIAL FEE - SECOND BURIAL			
	Standard Coffin	448.06	4.5	468.22
	Casket Coffin	821.10	4.5	858.05
3.	BURIAL OF ASHES IN A NEW GRAVE			
	Adult	1 857.89	4.5	1 941.50
	Child	930.51	4.5	972.38
4.	RESERVATION OF A GRAVE IN ANY SECTION OF A CEMETERY			
	Adult	930.51	4.5	972.38
	Child	465.77	4.5	486.73
5.	BURIAL IN A RESERVED GRAVE			
	Adult*	930.51	4.5	972.38
	Child*	465.77	4.5	486.73
6.	NON RESIDENT BURIAL			
	Adult	5 573.66	4.5	5 824.47
	Child	2 789.43	4.5	2 914.95
7.	BURIAL IN A CONSERVATION AREA OF A CEMETERY (Waterval and Diepsloot)			
	Adult*	2 107.97	4.5	2 202.83
	Child*	1 178.50	4.5	1 231.53
8.	REFUNDABLE DEPOSIT (FUNERAL UNDERTAKERS)			1 500.00

1C.120

USES OF PARKS, OPEN SPACE AND NATURE RESERVES				
1.	FILMING AND PHOTO SHOOTS			
1.1	International filming (8 hours)	26 309.46	4.5	27 493.39
1.2	International filming (1 - 4 hours)	17 746.30	4.5	18 544.88
1.3	Corporate advertising companies - filming per full day (8 hours)	16 489.65	4.5	17 231.68
1.4	Corporate advertising companies - filming per half day (up to 4 hours)	8 865.34	4.5	9 264.28
1.5	Low budget film shoots and music videos (8 hours)	4 177.38	4.5	4 365.36
1.6	Low budget film shoots (4 hours)	3 749.12	4.5	3 917.83
1.7	NGO's and other non-profit organisations filming companies (reduction to increase growth in market)	1 799.53	4.5	1 880.51
1.8	Wedding photos	607.49	4.5	634.83
1.9	General photo shoots (under 50 people)	225.07	4.5	235.20
1.10	General photo shoots (51 plus people)	607.49	4.5	634.83
1.11	Corporate and international: above tariffs are subject to a refundable deposit, subject to terms and conditions as set out in the indemnity	10 430.42	4.5	10 899.79
1.12	Refundable deposits for NGO's	4 486.00	0	4 486.00
1.13	Refundable deposit	40% of fees		40% of fees
2.	EVENTS AND GATHERINGS			
2.1	Informal events (20 but less than 100) - schools, welfare and individual - weekdays	676.26	4.5	706.69
2.2	Informal events (20 but less than 100) - schools, welfare and individual - weekends	1 986.05	4.5	2 075.42
2.3	Informal events (100 - 500), schools, welfare and individuals - weekdays and weekends	2 280.94	4.5	2 383.58
2.4	Flea markets and exhibitions - weekends and public holidays	4 598.35	4.5	4 805.28
2.5	Informal events - excluding Executive Lapas - organised picnics, pony rides, school outings, weddings, etc. exceeding 20 people			
	Weekdays, weekends and public holidays	2 301.78	4.5	2 405.36
	Refundable deposits	40% of fees		40% of fees

1C.121

LAPAS AND BRAAI AREAS				
1.	BRAAI AREA AND LAPA (opposite braai area)			
	(Weekends and public holidays)	4 080.47	4.5	4 264.09
	(Weekdays)	2 857.16	4.5	2 985.73
	Executive Lapas (weekends)	6 104.04	4.5	6 378.72
	Executive Lapas (weekdays)	4 611.89	4.5	4 819.43
	Refundable deposit	2 120.00	0	2 120.00
2.	PIONEER PARK MUSICAL FOUNTAINS			
	Upper Executive Conference Facility			
	Full day from 08h00 - 17h00	7 376.32	4.5	7 708.25
	Half day from 08h00 - lunch time	4 425.37	4.5	4 624.51
	Outside area only	5 165.19	4.5	5 397.62
	Display of fountains only	14 471.30	4.5	15 122.51
	Refundable deposit	5 300.00	0	5 300.00
JOHANNESBURG BOTANICAL GARDEN				
	Exchange of vows and photo shoot only (setting up in the morning 1 - 4 hours)	3 749.12	4.5	3 917.83
	Whole ceremony (set up day before or morning - 05h00 - 18h00)	5 248.55	4.5	5 484.73
	Refundable deposit	Vows: R1 000 Ceremony: R2 000	0	Vows: R1 000 Ceremony: R2 000
OTHER UNFENCED PARKS / OPEN PARKS FOR WEDDINGS				
	Exchange of vows and photo shoot only (setting up in the morning 1 - 4 hours)	1 349.39	4.5	1 410.11
	Whole ceremony (set up day before or morning - 05h00 - 18h00)	2 100.67	4.5	2 195.20
	Marquee for funeral services / open space	626.24	4.5	654.42
	Refundable deposit	40% of fees		40% of fees
OTHER FENCED AREAS / CLOSED PARKS FOR WEDDINGS				
	Exchange of vows and photo shoot only (setting up in the morning 1 - 4 hours)	3 105.16	4.5	3 244.89
	Whole ceremony (set up day before or morning - 05h00 - 18h00)	4 501.44	4.5	4 704.00
	Refundable deposit	40% of fees		40% of fees

1C.122

LARGE EVENTS				
1.	MUSIC FESTIVALS, CLASSIC AND ROCK FESTIVALS / CONCERTS, PERFORMING ARTS AND CULTURAL FESTIVALS EXCEEDING 500 PERSONS (including maintenance and cleaning)			
	Fees for set-up of concerts and festivals	Maximum R10 000 per day		Maximum R10 000 per day
	1 day (501 - 3 000 people)	117 667.85	4.5	122 962.90
	1 day (3 001 - 15 000+ people) for allocated parks as listed on the website	165 678.00	4.5	173 133.51
	Per day for 2 days (501 - 3 000 people)	67 041.24	4.5	70 058.10
	Per day for 2 days (3 001 - 15 000+ people)	75 549.17	4.5	78 948.88
	Per day for 3 days (501 - 3 000 people)	53 587.98	4.5	55 999.44
	Per day for 3 days (3 001 - 15 000+ people)	61 202.91	4.5	63 957.04
	Booking in advance for date reserving for the above category, details of refund in case of cancellation will be on the contract to be signed	77 316.40	4.5	80 795.64
	Refundable deposit	40% of fees		40% of fees
2.	MANUFACTURING, CORPORATE AND COMMERCIAL LAUNCHES AND EXHIBITIONS (per day)	38 507.11	4.5	40 239.93
	Setting up and vacating tariff per day (may increase in flagship facility at the discretion of the MD or nominee)	3 546.97	4.5	3 706.58
3.	EVENTS RELATED OPEN SPACE PARKING: PARK AND RIDE (per day)	19 236.36	4.5	20 102.00
	Individual parking requests (up to 50 vehicles)	1 171.21	4.5	1 223.91
CATEGORY C				
	EVENTS WHERE NO FEES ARE CHARGED Informal events - excluding Executive Lapas - organised picnics, pony rides, school outings, weddings, etc. not exceeding 20 people	0.00		0.00

1C.123

NATURE RESERVES				
	Facility Reservation / Booking Fee (No JOC approval required)	587.24	4.5	613.67
	Facility Reservation / Booking Fee (JOC approval required)	1 409.80	4.5	1 473.24
	Entrance fees for reserves, botanical gardens and conservation areas	28.62	4.5	29.91
	Entrance fees for reserves, botanical gardens and conservation areas			
	Adult	25.00	20	30.00
	Children		0	15.00
	Senior citizens		0	15.00
	Students (weekdays only and student card required)			15.00
	School groups (per person)		0	10.00
	Differently abled people		0	15.00
	Welfare Groups (per person and weekdays only)		0	10.00
	Annual Passes			
	Adult		0	820.00
	Adult VIP		0	1 090.00
	Child		0	500.00
	Child VIP		0	670.00
	Pensioner		0	500.00
	Pensioner VIP		0	500.00
	Senior Citizen		0	500.00
	Senior Citizen VIP		0	670.00
	Differently Abled Person		0	500.00
	Differently Abled Person VIP		0	670.00
	Family of 4 (2 adults and 2 children)		0	
	Family of 2 (1 adult and 1 child)		0	
	Family of 4 (limited to 6 entrees per year)		0	

1C.124

JOHANNESBURG ZOO				
	Gate fees - paying at the Zoo itself			
	Discounted fee - paying online			
	Gate Fees			
	Adult	110.00	0	110.00
	Children	65.00	0	65.00
	Senior citizens	65.00	0	65.00
	Students (weekdays only and student card required)	65.00	0	65.00
	School groups (per person)	40.00	0	40.00
	Differently abled people	45.00	0	45.00
	Welfare Groups (per person and weekdays only)	45.00	0	45.00
	Zoo Trot	65.00	0	65.00
	Conservation Walks	70.00	0	70.00
	External Walks			
	Group entrance fee per person	25.00	0	25.00
	Venue hire	3 438.60	0	3 438.60
	Annual Passes			
	Adult	820.00	0	820.00
	Adult VIP	1 090.00	0	1 090.00
	Child	500.00	0	500.00
	Child VIP	670.00	0	670.00
	Pensioner	500.00	0	500.00
	Pensioner VIP	670.00	0	670.00
	Family of 4 (limited to 6 entrees per year)	1 100.00	0	1 100.00
	Parking			
	Cars and mini vans	15.00	0	15.00
	Buses (30 - 120 seaters)	25.00	0	25.00

1C.125

Zoo Activities - Inclusive of Entry Fees				
Ferry Tour				
15 - 20 people	132.00	0	132.00	
21 - 34 people	121.00	0	121.00	
35+ people	104.50	0	104.50	
Behind the Scenes Tour (flat rate)	126.50	0	126.50	
School Day Tour (flat rate)	82.50	0	82.50	
Senior Citizens' Tour (flat rate)	77.00	0	77.00	
Evening Tour				
15 - 20 people	139.70	0	139.70	
21 - 34 people	139.70	0	139.70	
35+ people	126.50	0	126.50	
School Evening Tour (flat rate)	115.50	0	115.50	
Zoo Snooze				
25 - 49 people	220.00	0	220.00	
49+ people	170.50	0	170.50	
Holiday Programme				
Zoo Buggies (per hour)	121.00	0	121.00	
Ferry Rides				
Weekdays	5.00	0	5.00	
Weekends	10.00	0	10.00	
Youth Club per person	660.00	0	660.00	
ZOO VENUES				
1. Old Elephant House				
Full day fee	6 271.00	0	6 271.00	
Half day fee	2 978.00	0	2 978.00	
2. AngloGold Ashanti Conference Centre				
Full day fee	7 607.64	0	7 607.64	
Half day fee	4 343.06	0	4 343.06	
3. Bandstand (plus group entrance fee p p)		4.5	5 579.47	
4. Cheetah Slopes (plus group entrance fee p p)		4.5	5 579.47	
5. Centenary Lawn (plus group entrance fee p p)		4.5	5 579.47	
6. Tree of Light Lawn (plus group entrance fee p p)		4.5	1 944.76	
7. Meerkat Lawn (plus group entrance fee p p)		4.5	1 944.76	
8. AngloGold Ashanti Lapa (plus group entrance fee p p)		4.5	1 944.76	
9. Jungle Gym (plus group entrance fee p p)		4.5	1 944.76	
10. Animals of the Amazon Exhibit (plus group entrance fee p p)		4.5	3 663.03	
11. Open areas exceeding 20 people (plus group entrance fee p p)		4.5	1 365.47	
12. Team building (50 people or less, per person fee)		4.5	427.94	

1C.126

13.	Team building (51 people or more, per person fee)	351.15	4.5	366.95
14.	Group entrance fee included in points 3 - 11 above, per person	25.00	4.5	26.13
15.	Refundable deposit	1 060.00	0	1 060.00
16.	Zoo Guest House			
	Amazon - 3 bedroom house			
	a. 5 sleeper (per unit per night)	1 600.00	0	1 600.00
	b. Per person sharing per night	460.00	0	460.00
	Jungle - 2 bedroom house			
	a. 2 sleeper (per unit per night)	800.00	0	800.00
	b. Per person sharing per night	420.00	0	420.00
ADMINISTRATION FEE				
	Non-refundable Booking Administration Fee	205.64	4.5	214.89
COJ AND MUNICIPAL ENTITIES				
	Discounted tariff for CoJ and Municipal Entities	20% off of normal fees charged		20% off of normal fees charged
WAIVING OF FACILITY HIRING FEES				
	R10 000,00 and less	EM: BD		EM: BD
	More than R10 000,00	MD/MD Nominee Discretion		MD/MD Nominee Discretion

AMENDMENT OF TARIFF OF CHARGES FOR MISCELLANEOUS TRAFFIC RELATED SERVICES

In terms of Sections 17(3)(a)(ii) and 22 (a)(i) and (ii) of the Local Government Municipal Finance Management Act, 2003 (Act 56 of 2003) and Sections 21(1) and (3), 21(A) and 75A(3) and (4) of the Local Government: Municipal Systems Act, 2000 (Act 32 of 2000) as amended, it is hereby notified that the City of Johannesburg has, in terms of Sections 11(3)(i) and 75A (1) and (2) of the Local Government: Municipal Systems Act, 2000 (Act 32 of 2000) as amended, read with Section 24(2)(c)(ii) of the Local Government Municipal Finance Management Act, 2003 (Act 56 of 2003) amended its Tariff of Charges for Miscellaneous Traffic Related Services with effect from 1 July 2019.

The following charges will be effective from 1 July 2019:

	Service	Present Tariff	Proposed Tariff From 1 July 2021	% Incr.	Proposed Tariff from 1 July 2022	Proposed Tariff from 1 July 2023
1	1.1. Impounding of Vehicles for offences other than illegal dumping The proposed increase is in line with market related charges, cost recovery principles and is considered to be a deterrent to unlawful behaviour. In addition this tariff is in line with the proposed tariff for the impounding of non-perishable goods (16 below). ▪ The estimated additional revenue is R56 974 000 (2020/21), R59 651 800 (2021/22) and R59 777 600 (2022/23).	R3 130	R3 300	4.7%	R3 455	R3 628
	1.2. Impounding Vehicles for Illegal Dumping					
	1.2.1. First offence	R10 000	R10 520	4.7%	R11 015	R11 566
	1.2.2. Second Offence	R15 000	R15 780	4.7%	R16 522	R17 348
	1.2.3. Third Offence	R20 000	R21 040	4.7%	R22 029	R23 130
	1.2.4. Fourth Offence		Vehicle seizure		Vehicle seizure	Vehicle seizure

1C.128

	Service	Present Tariff	Proposed Tariff From 1 July 2021	% Incr.	Proposed Tariff from 1 July 2022	Proposed Tariff from 1 July 2023
	<p>Illegal dumping is a very serious problem, which has reached crisis levels in Johannesburg. As a result, this new proposed tariff's will serve as a major deterrent to offenders.</p> <ul style="list-style-type: none"> The estimated additional estimated revenue based on average 600 impoundments on second offence is R9 486 000 (2020/21), R15 931 900 (2021/22) and R10 428 500 (2022/23). 					
2	<p>Storage of Impounded vehicles per 24 hours after the first 48 hours.</p> <ul style="list-style-type: none"> The proposed increase is considered to be a deterrent to unlawful behaviour and this tariff is in line with the proposed tariff for the storage of goods (17 below). It is estimated additional income is R371 000 (2020/21), R391 600(2021/22) and R415 600 (2022/23) 	R130	R137	4.7%	R143	R150
3(a)	<p>Copy of a Road Traffic Accident Report</p> <ul style="list-style-type: none"> The estimated additional income is R352 000 (2020/21), R374 000 (2021/22) and R396 000 (2022/23) 	R320	R337	4.7%	R352	R370
3(b) (ii)	<p>Copy of Normal Accident Report Produced by the Accident Reconstruction Team (includes maximum of 25 photographs)</p> <ul style="list-style-type: none"> The purpose of this tariff is to cover the cost of supplying a professionally re-constructed accident report to a prospective claimant. 	R4 390	R4 618	4.7%	R4 835	R5 077

1C.129

	Service	Present Tariff	Proposed Tariff From 1 July 2021	% Incr.	Proposed Tariff from 1 July 2022	Proposed Tariff from 1 July 2023
	<ul style="list-style-type: none"> ▪ This is a high quality technical accident report that is drawn up by specially trained Metro Police Officers from the Accident Reconstruction Team. ▪ These officers who are on standby at all times, respond to all serious accidents and have to be paid standby allowance plus overtime payment. ▪ These reconstructed accident reports are very detailed and time consuming to construct. ▪ Additional photographs should be charged for at the tariff under Item 4. ▪ The estimated additional income R19 000 (2020/21), R19 900 (2021/22) and R21 000 (2022/23) 					
3(c)	<p>Provision of Accident Statistics drawn by the Accident Office, provided that the Chief of Police may in terms of section 79(16)(c) of the Local Government Ordinance, 1939 (Ordinance 17 of 1939) provide the statistics free of charge to an institution, organization, society or club (including the State and Province) referred to in section 79(16)(a) or (b) of the ordinance.</p> <ul style="list-style-type: none"> ▪ The purpose of this tariff is to cover the costs involved in compiling and supplying accident statistics to professional bodies (e.g. consultants) and other individuals who request information of this nature 	R3 600 (per request)	R3 787 (per request)	4.7%	R3 965 (per request)	R4 163 (per request)

1C.130

	Service	Present Tariff	Proposed Tariff From 1 July 2021	% Incr.	Proposed Tariff from 1 July 2022	Proposed Tariff from 1 July 2023
	<ul style="list-style-type: none"> The proposal that this tariff be levied at the discretion of the Chief of Police is made because it would not always be appropriate to levy the tariff. (e.g. Provincial Government (the provider of NATIS (National Traffic Information System) which is used to compile accident statistics and Central Government) It is estimated that additional income from this source will be negligible 					
4	Copy of any photographs taken at the scene of an Accident <ul style="list-style-type: none"> It is estimated that additional income from this source will be negligible 	R85 (per photo)	R89 (per photo)	4.7%	R94 (per photo)	R98 (per photo)
5	Training of Traffic Officers (External Candidates) <ul style="list-style-type: none"> The estimated additional income is R141 300 (2020/21), R146 600 (2021/22) and R155 400 (2022/23). 	R16 700	R17 568	4.7%	R18 394	R19 314
6	Training of Metro Police Officers (External Candidates) <ul style="list-style-type: none"> This tariff incorporates the Traffic Officer training as well as the cost of the skills program. The estimated additional income is R137 000 (2020/21), R144 500 (2021/22) and R153 300 (2022/23). 	R21 750	R22 881	4.7%	R23 956	R25 154
7	Traffic Metro Police Skills program (External Candidates)	R5 000	R5 260	4,7%	R5 507	R5 783

1C.131

	Service	Present Tariff	Proposed Tariff From 1 July 2021	% Incr.	Proposed Tariff from 1 July 2022	Proposed Tariff from 1 July 2023
	<ul style="list-style-type: none"> The estimated additional income is R116 000 (2020/21), R122 500 (2021/22) and R129 200 (2022/23). 					
8	Authorised Officer Course (Law Enforcement) (External Candidates) <ul style="list-style-type: none"> The estimated additional income is R121 200 (2020/21), R122 000 (2021/22) and R127 800 (2022/23) 	R6 800	R7 154	4.7%	R7 490	R7 864
9	Training of Traffic Wardens (Class A) (External Candidates) <ul style="list-style-type: none"> The estimated additional income is R121 200 (2020/21), R122 000 (2021/22) and R136 500 (2022/23) 	R6 800	R7 154	4.7%	R7 490	R7 864
10	Verification of qualifications of MPO's	0	R250	100%	R265	R266
11	Usage to the shooting range	R50	R100	100%	R106	R107
10	Training of Peace Officers <ul style="list-style-type: none"> The estimated additional income is R118 100 (2020/21), R124 600 (2021/22) and R131 300 (2022/23). 	R900	R947	4.7%	R991	R1 041
11	Driver Training (Defensive Driving) Candidate making use of own vehicle. Candidate making use of JMPD vehicle <ul style="list-style-type: none"> The estimated additional 	R3 750 R6 000	R3 945 R6 312	5,6% 5,3%	R4 130 R6 609	R4 201 R6 939

1C.132

	Service	Present Tariff	Proposed Tariff From 1 July 2021	% Incr.	Proposed Tariff from 1 July 2022	Proposed Tariff from 1 July 2023
	<p>income is R126 500(2020/21), R132 000 (2021/22) and R140 700 (2022/23). Other Fees for:</p> <ul style="list-style-type: none"> ▪ Lost Vehicle Tag ▪ Lost appointment cards ▪ Duplicate Certificates 	<p>R150 R75 R150</p>		<p>7% 7% 7%</p>	<p>There was no proposed amount yet.</p>	
12	<p>Training Of Dog Handlers</p> <p>Explosives Detection Narcotics Detection Tracker Dog Handler Patrol Dog Handler</p> <ul style="list-style-type: none"> ▪ The estimated additional income is R136 000 (2020/21) R142 400 (2021/22) and R150 200 (2022/23). 	<p>R10 000 R10 000 R5 200 R10 000</p>	<p>R10 520 R10 520 R5 470 R10 520</p>	<p>4.7% 4.7% 4.7% 4.7%</p>	<p>R11 014 R11 014 R5 728 R11 014</p>	<p>R11 565 R11 565 R6 014 R11 565</p>
13	<p>Sale of Dogs</p> <ul style="list-style-type: none"> ▪ The JMPD receives generous donations of dogs and can in many instances sell dogs to potential dog handlers. ▪ This charge includes the cost of kennelling, food and medical treatment. ▪ It is anticipated that additional income from this source will be negligible. <p>Sale of Horse</p> <ul style="list-style-type: none"> ▪ The charge includes the cost of stabling, food and medical treatment <p>It is anticipated that additional income from this source will be negligible.</p>	<p>R2 150</p> <p>R2 600</p>	<p>R2 262</p> <p>R2 735</p>	<p>4.7%</p> <p>4.7%</p>	<p>R2 368</p> <p>R2 864</p>	<p>R2 487</p> <p>R3 007</p>

1C.133

	Service	Present Tariff	Proposed Tariff From 1 July 2021	% Incr.	Proposed Tariff from 1 July 2022	Proposed Tariff from 1 July 2023
14	<p>Traffic Control – Filming on Public Roads</p> <p>All organisations – per hour or part thereof.</p> <ul style="list-style-type: none"> The estimated additional income is R150 800 (2020/21), R157 100 (2021/22) and R165 900 (2022/23). Parking Fee Proposal For the cars that are part of the filming production (more input here) 	R950	R999	4.7%	R1 046	R1 099
15	<p>Impounding of Goods</p> <ul style="list-style-type: none"> Perishable goods Non-perishable goods (including caravans, trailers and containers) The present tariff for the impounding of perishable goods is considered to be adequate. The proposed tariff for non-perishable goods is in line with the proposed tariff for the impounding of vehicles (1 above). The estimated additional income is R132 900 (2020/21), R148 700 (2021/22) and R157 500 (2022/23). 	<p>R1 600</p> <p>R3 200</p>	<p>R1 683</p> <p>R3 366</p>	<p>4.7%</p> <p>4.7%</p>	<p>R1 762</p> <p>R3 525</p>	<p>R1 850</p> <p>R3 701</p>
16	Storage of Goods per 24 hours after the first 48 hours	R130	R137	4.7%	R143	R150

1C.134

	Service	Present Tariff	Proposed Tariff From 1 July 2021	% Incr.	Proposed Tariff from 1 July 2022	Proposed Tariff from 1 July 2023
	<ul style="list-style-type: none"> ▪ The tariff is in line with the proposed tariff for the storage of impounded vehicles (Item 2 above). ▪ It is anticipated that additional income from this source will be negligible. ▪ 					
17	Mass Measurement of Vehicles <ul style="list-style-type: none"> ▪ The estimated additional income R131 800 (2020/21), R136 100 (2021/22) and R150 200 (2022/23). 	R200	R210	4.7%	R220	R231
18	Funeral Escorts <ul style="list-style-type: none"> ▪ The estimated additional income R316 000 (2020/21), R330 900 (2021/22) and R348 600 (2022/23). 	R1 400	R1 473	4.7%	R1 542	R1 619

1C.135

19	Special Events Costing					
	▪ Costing of Chief Supt.					
	Normal Rate p/h	R372	R396	6.3%	R421	R447
	Overtime Rate p/h	R558	R594	6.3%	R631	R671
	P/H / Sunday Rate p/h	R743	R791	6.3%	R840	R893
	▪ Costing of Supt.					
	Normal Rate p/h	R285	R303	6.3%	R322	R343
	Overtime Rate p/h	R427	R454	6.3%	R483	R513
	P/H / Sunday Rate p/h	R563	R599	6.3%	R637	R677
	▪ Costing of Inspector					
	Normal Rate p/h	R218	R232	6.3%	R247	R262
	Overtime Rate p/h	R327	R348	6.3%	R370	R393
	P/H / Sunday Rate p/h	R436	R464	6.3%	R493	R524
	▪ Costing of Sergeant					
	Normal Rate p/h	R192	R204	6.3%	R217	R231
	Overtime Rate p/h	R287	R305	6.3%	R325	R345
	P/H / Sunday Rate p/h	R351	R373	6.3%	R397	R422
	▪ Costing of MPO					
	Normal Rate p/h	R185	R197	6.3%	R209	R222
	Overtime Rate p/h	R277	R295	6.3%	R313	R333
	P/H / Sunday Rate p/h	R369	R393	6.3%	R417	R444
	▪ Costing of Aut Officer					
	Normal Rate p/h	R185	R197	6.3%	R209	R209
	Overtime Rate p/h	R277	R295	6.3%	R313	R333
	P/H / Sunday Rate p/h	R369	R393	6.3%	R417	R444
	▪ Costing Driver					
	Normal Rate p/h	R118	R126	6.3%	R133	R142
	Overtime Rate p/h	R178	R189	6.3%	R201	R214
	P/H / Sunday Rate p/h	R237	R252	6.3%	R268	R285
	▪ Costing Workman					
	Normal Rate p/h	R90	R96	6.3%	R102	R108
	Overtime Rate p/h	R135	R144	6.3%	R153	R162
	Sunday Rate p/h	R180	R192	6.3%	R204	R216
	▪ Security					
	▪ Costing of Assistant Director					
	Normal Rate p/h	R372	R396	6.3%	R421	R447
	Overtime Rate p/h	R558	R594	6.3%	R631	R671
	P/H / Sunday Rate p/h	R743	R791	6.3%	R840	R893
	▪ Costing of Manager Security					
	Normal Rate p/h	R218	R232	6.3%	R247	R262
	Overtime Rate p/h	R327	R348	6.3%	R370	R393
	P/H / Sunday Rate p/h	R436	R464	6.3%	R493	R524
	▪ Costing of Supervisor Security					
	Normal Rate p/h	R192	R204	6.3%	R217	R231
	Overtime Rate p/h	R287	R305	6.3%	R325	R345
	P/H / Sunday Rate p/h	R351	R373	6.3%	R397	R422
	▪ Costing of Security Guards					
	Normal Rate p/h	R185	R197	6.3%	R209	R222
	Overtime Rate p/h	R277	R295	6.3%	R313	R333
	p/h	R	R369.00	7.1%	R394.00	R420.00
	P/H / Sunday Rate p/h	R344.42				

1C.136

	Service	Present Tariff	Proposed Tariff From 1 July 2021	% Incr.	Proposed Tariff from 1 July 2022	Proposed Tariff from 1 July 2023
	Special Events Costing Planning Costs: <ul style="list-style-type: none"> ▪ Costing of Chief Supt. ▪ Costing of Supt. ▪ Costing of Inspector ▪ Costing of Sergeant ▪ Costing of MPO ▪ Costing of Aut Officer Special Events Costing Escort of Abnormal loads Costs: <ul style="list-style-type: none"> ▪ Costing of Supt. ▪ Costing of MPO 	R372 R285 R218 R192 R185 R185 R285 R218	R396 R303 R232 R204 R197 R197 R303 R232	6.3% 6.3% 6.3% 6.3% 6.3% 6.3% 7.3% 7.2%	R421 R322 R247 R217 R209 R209 R322 R247	R447 R343 R262 R231 R222 R222 R343 R262
	Special Events Costing Vehicles Costs: <ul style="list-style-type: none"> ▪ 2.5 Double Cab. ▪ 2.0 Sedan. ▪ 1.6 Sedan ▪ 1.3 Hatch Back ▪ Motor - Cycle ▪ 5 Ton Breakdown ▪ 3 Ton Breakdown ▪ Kombi The estimated additional income is R1 053 000 (2020/21), R1 170 000 (2021/22) and R1 287 000 (2022/23).	R99 R118 R93 R52 R110 R177 R124 R65	R109 R130 R102 R57 R121 R195 R136 R72	10% 10% 10% 10% 10% 10% 10% 10%	R120 R143 R113 R63 R133 R214 R150 R79	R132 R157 R124 R69 R146 R236 R165 R87

ANNEXURE 9

AMENDMENT OF TARIFF OF CHARGES FOR EMERGENCY MANAGEMENT SERVICES

		"Annexure"		
The following charges inclusive of VAT will be effective from the 1 July 2021.				
	DESCRIPTION OF SERVICE	TARIFF 2019/20	TARIFF 2020/21	TARIFF 2021/22
1	VEHICLE AND EQUIPMENT CHARGES			
	a. Fire appliance or specialist vehicle per hour or part thereof, for any type of callout incident.	R 818.15	R 852	R 889
	b. Service vehicle per hour or part thereof, for any callout incident.	R 320.30	R 333	R 347
	c. Fire appliance or specialised vehicle hired out for any purpose other than incident attendance per hour or part thereof (Pre-contracted and paid in advance).	R 1 217.68	R 1 269	R 1 324
	d. Service vehicle hired out for any purpose other than incident attendance, per hour or part thereof (Pre-contracted and paid in advance).	R 352.37	R 367	R 383
	e. Equipment of a general or specialised nature hired out for any purpose other than incident attendance per hour or part thereof, per item (Pre-contracted and paid in advance).	R 203.40	R 212	R 221
	f. Recharging of compressed air cylinders paid in advance.	R 143.80	R 150	R 156
	g. Hiring of lecture / recreation facilities per day or part thereof paid in advance.	R 2 004.18	R 2 088	R 2 178
	h. Service vehicle hired out for Fire Safety – Special Event standby, per vehicle, per day. (Pre-contracted and paid in advance)	R 224.50	R 234	R 244
2	PERSONNEL CHARGES			
	Fees charged for standby duties under 2a, b or d which is outside of normal working hours for non-shift workers i.e. between 16:00 and 7:30 Monday to Friday or on weekends including public holidays will be charged at 1.5 x fee listed under 2a, b or d. Where staff normally working shifts are required to attend outside of their normal shift scheduling the same principle shall apply			
	a. Officers and staff at any type of callout incident including standby duties per person, per hour or part thereof.	R 383.28	R 399	R 416
	b. Officers and staff required in attendance i.r.o. hired out vehicle and / or equipment per person, per hour or part thereof (Pre-contracted and paid in advanced)	R 353.00	R 367	R 383

1C.138

	c. Consultation fees for professional services i.r.o Disaster Management, PIER and Fire Safety per our or part thereof	R 513.00	R 535	R 563
	d. Events Medical Standby – Officers and staff required in attendance i.r.o. hired out vehicles and/or equipment per person, per hour or part thereof. (pre-contracted and paid in advance)			
	(i) Basic life support	R 178.51	R 184	R 192
	(ii) Intermediate Life support	R 213.32	R 284	R 296
	(iii) Advanced Life support	R 374.21	R 495	R 516
	(iv) Doctor (General medical practitioner)	R 535.20	R 789	R 823
	(v) Specialist Medical Practitioner		R 1058	R 1103
	(vi) Nursing Practitioner		R 448	R 467
3	DOCUMENTS			
	Fees payable in advance and not refundable in the event that no records are found. Requests for duplicate documentation will be charged at the same tariff as original documents.			
	a. Incident reports on request (All incident types, fire, medical special service etc. Reprint or duplicate of original as may be indicated, paid in advance)	R 112.36	R 117	R 122
	b. Post-incident report on request (All incident types, paid in advance). If report is less than one year	R 247.19	R 258	R 269
	c. Post-incident report on request (All incident types paid in advance) if report is older than one year	R 670.77	R 699	R 729
	d. Provisional Fire Report requested less than one year from date of incident.	R 176.61	R 184	R 192
	e. Provisional Fire Report – Requested more than year from date of incident.	R 264.81	R 276	R 480
4	CONSUMABLES			
	a. Costs of all materials used plus 10% as an administration charge			
	DESCRIPTION OF SERVICE	Conditions		
5	FLAMMABLE SUBSTANCES AND DANGEROUS GOODS –ANNUAL REGISTRATIONS			
	All fees are payable in advance			

1C.139

	All registration certificates and permits are renewable annually, application for renewal should be submitted 30 days before certificate/permit expiry date and the proof of payment of the applicable fee should be submitted before certificate/permit expiry date or certificate/permit will lapse on expiry date and restoration fee will become payable.			
	All relevant application forms are available from the City of Johannesburg Emergency Services – Fire Safety Section (fire_safety@joburg.org.za)			
	If a registration certificate/permit is refused, remedial steps must be taken within 14 days by the applicant in order for the re-inspection to be free of charge and to ensure the issuing of the relevant certificate or permit. Failing which, the prescribed tariff will again be payable.			
	Premises requiring additional registrations during registered year due to alterations or additions -			
	- If more than six months is left on the current registration, no additional registration fee is payable, only the fee applicable in 7.1 will be levied for the inspection and the original expiry date will remain, or			
	- If less than six months is left on the current registration, an additional registration fee is payable based only on the new work, no fee applicable in 7.1 will be levied for the inspection but the original expiry date will remain.			
	a. Inspection and issue of Registration Certificate per premises			
	1. Bulk flammable liquids storage (CLASS 1, 2, 3)	TARIFF 2019/20	TARIFF 2020/21	TARIFF 2021/22
	170001 Litres - and above	R 4 071.70	R 4 243	R 4 425
	170001 Litres - 800 Kilolitre	Replaced with		
		simplified tariff		
	801 - 1600 Kilolitre	"	"	"
	1601 - 2400 Kilolitre	"	"	"
	2401 - 3200 Kilolitre	"	"	"
	3201 - 4000 Kilolitre	"	"	"
	4001 - 4800 Kilolitre	"	"	"

1C.140

4801 - 6000 Kilolitre	"	"	"
6001 - 8000 Kilolitre	"	"	"
8001 - Kilolitre above	"	"	"
2. Bulk liquefied Petroleum Gas (Class 0)	TARIFF 2019/20	TARIFF 2020/21	TARIFF 2021/22
80001 Litres - and above	R 3 615.60	R 3 767	R 3 929
80001 Litres - 100 Kilolitre	Replaced with one tariff	"	
101 - 150 Kilolitre	"	"	"
151 - 200 Kilolitre	"	"	"
201 - 250 Kilolitre	"	"	"
251 - 300 Kilolitre	"	"	"
301 - Kilolitre above	"	"	"
3. Restoration fee			
Restoration of lapsed registration certificate fee for bulk – fee payable for each year or part thereof that registration certificates were not renewed, plus current registration fees.	Fee equal to 1.5 times current annual fee.	Fee equal to 1.5 times current annual fee.	Fee equal to 1.5 times current annual fee.
b. Spray painting			
1. Per spray booth/spray room/spray cabinet	R 801.80	R 835	R 871
	Replaced with		
- For each subsequent Spray Booth / Spray Room an additional.	one Tariff	"	"
2. Restoration fee			
Restoration of lapsed registration certificate fee for Spray-painting- fee payable for each year or part thereof that registration certificates were not renewed, plus current registration fee.	Fee equal to 1.5 times current annual fee.	Fee equal to 1.5 times current annual fee.	Fee equal to 1.5 times current annual fee.
Maximum amount chargeable in terms of 5.b	R 1 343.83	"	"
c. The Storage Handling and use.			
1.Liquefied Petroleum Gas (Class 0)	TARIFF 2019/20	TARIFF 2020/21	TARIFF 2021/22
0-500 litres (0-268Kg)	R 801.80	R 835	R 871
501- 3000 litres (269Kg-1612Kg)	R 966.38	R 1 007	R 1 050
3001 - 67500 litres (1613Kg - 36290Kg)	R 1 302.93	R 1 358	R 1 416
67501 - 80000 liters (36291Kg - 43010Kg)	R 1 490.72	R 1 553	R 1 620
0 - 800 Litres	Replaced with	"	"
	simplified tariff	"	"

1C.141

	801 -1200 Litres	"	"	"
	1201 - 3000 Litres	"	"	"
	3001- 9000 Litres	"	"	"
	9001- 67500 Litres	"	"	"
	67501 - 80 000 litres	"	"	"
	2. Flammable Liquids (Class 1, 2, 3)	TARIFF 2019/20	TARIFF 2020/21	TARIFF 2021/22
	0- 1500 Litres	R 801.80	R 835	R 871
	1501- 3000 Litres	R 930.19	R 969	R 1 011
	3001- 9000 Litres	R 1 059.01	R 1 103	R 1 150
	9001- 23000 Litres	R 1 162.19	R 1 211	R 1 263
	23001-46000 Litres	R 1 330.99	R 1 386	R 1 446
	46001 Litres – 170 Kilolitres	R 1 483.65	R 1 546	R 1 612
	3. Restoration fee			
	Restoration of lapsed registration certificate - fee payable for each year, or part thereof that registration certificate were not renewed, plus current registration fees	Fee equal to 1.5 times current annual fee.	Fee equal to 1.5 times current annual fee.	Fee equal to 1.5 times current annual fee.
	e. Inspection of Vehicle and issuing of Transport Permit of Hazardous Materials			
	1. Truck tractor only	R 513.15	R 535	R 558
	2. Flammable Liquids	TARIFF 2019/20	TARIFF 2020/21	TARIFF 2021/22
	0-1500 Litres	R 794.20	R 828	R 864
	1501-3000 Litres	R 930.19	R 969	R 1 011
	3001- 9000 Litres	R 1 059.01	R 1 103	R 1 150
	9001- 23000 Litres	R 1 073.99	R 1 119	R 1 167
	23001 –46000 Litres	R 1 419.29	R 1 479	R 1 543
	46001 Litres and above	R 1 507.49	R 1 571	R 1 639
	3. Hazardous Substances	TARIFF 2019/20	TARIFF 2020/21	TARIFF 2021/22
	0- 500 kilogram	R 794.20	R 828	R 864
	501-1500 Kilogram	R 930.19	R 969	R 1 011
	1501- 3000 Kilogram	R 1 059.01	R 1 103	R 1 150
	3001- 5000 Kilogram	R 1 202.49	R 1 253	R 1 307
	5001-9000 Kilogram	R 1 371.39	R 1 429	R 1 490
	9001 Kilogram and above	R 1 507.49	R 1 571	R 1 639

1C.142

	4. Restoration fee			
	Restoration of lapsed transport permit-fee payable for each year or part thereof that transport permit were not renewed plus current fees.	Fee equal to 1.5 times annual fee.	Fee equal to 1.5 times annual fee.	Fee equal to 1.5 times annual fee.
	5. Duplicate certificate			
	Issuing of duplicate certificate or permit and change of details not requiring re-inspection.	R 158.25	R 165	R 172
	DESCRIPTION OF SERVICE		CONDITIONS	
6	SUPPORTING OF PLANS			
	All fees are payable in advance			
	Flammable liquids and Hazardous substances plan fees will be payable for each assessment. (i.e. Where plans are not supported, the prescribed fees will again become payable)			
	All supported flammable liquid plans qualify for 2 initial inspections to a maximum of 2 hours total, this may be spread over a maximum of 2 inspections, and thereafter inspection fees as per 7.1 will be applicable.			
	Building plan fees include consultations and inspections to a maximum of the amount of hours in total as indicated, thereafter Consultations and Inspection Fees as per 7.1 will be applicable.			
	a. Flammable Liquids and Hazardous Substances			
	1.Liquefied Petroleum Gas (Class 0)	TARIFF 2019/20	TARIFF 2020/21	TARIFF 2021/22
	0- 800 Litres	R 160.15	R 167	R 174
	801- 1200 Litres	R 240.86	R 251	R 262
	1201- 3000 Litres	R 305.21	R 318	R 332
	3001- 9000 Litres	R 393.30	R 410	R 428
	9001- 67500 Litres	R 465.26	R 485	R 506

1C.143

67501	Litres- and above	R 544.59	R 567	R 591
	2. Flammable Liquids (Class 1, 2, 3)			
	0- 1500 Litres	R 160.15	R 167	R 174
	1501- 3000 Litres	R 240.86	R 251	R 262
	3001-9000 Litres	R 305.21	R 318	R 332
	9001- 23000 Litres	R 393.30	R 410	R 428
	23001- 46000 Litres	R 461.04	R 480	R 506
	46001 Litres - and above	R 529.50	R 552	R 591
	3. Flammable Liquid Store and Spray Booth / Spray Room	R2.75 per m2	R 2.90 per m2	R 3.05 per m2
	Minimum fee applicable to 6.a.3	R 454.39	R 473	R 493
	4. Site layout – piping only.	R 336.76	R 351	R 366
	b. Rational Designs and Building Plans			
	1. Building Plans (Including rational design and assessments)	TARIFF 2019/20	TARIFF 2020/21	TARIFF 2021/22
	a. 1- 10000m2 (including 2 hrs consultations/inspections)	R3.12 per m2	R 3.25 per m2	R 3.50 per m2
	b. 10001- 15000m2 (including 2 hrs consultations/inspections)	R2.72 per m2	R 2.85 per m2	R 3.00 per m2
	c. 15001- 20000m2 (including 2hrs consultations/inspections)	R2.29 per m2	R 2.40 per m2	R 2.50 per m2
	d. 20001- 25000m2 (Including 3 hrs consultations/Inspections)	R2.27 per m2	R 2.35 per m2	R 2.45 per m2
	e. 25001- 30000m2 (including 3 hrs consultations/inspections)	R2.10 per m2	R 2.20 per m2	R 2.30 per m2
	f. 30001- 35000m2 (including 3 hrs consultations/inspections)	R1.98 per m2	R 2.05 per m2	R 2.15 per m2
	g. 35001- 40000m2 (including 3 hrs consultations/inspections)	R1.83 per m2	R 1.90 per m2	R 2.00 per m2
	h. 40001- 45000m2 (Including 4 hrs consultations/Inspections)	R1.65 per m2	R 1.70 per m2	R 1.80 per m2
	i. 45001- 50000m2 (including 4 hrs consultations/inspections)	R1.37 per m2	R 1.40 per m2	R 1.40 per m2
	j. 50001- and above m2 (including 4 hrs consultations/inspections)	R1.20 per m2	R 1.25 per m2	R 1.25 per m2
	k. Minimum fee applicable to 6.b.1	R 453.76	R 473	R 493
		TARIFF 2019/20	TARIFF 2020/21	TARIFF 2021/22

1C.144

	a. 1- 10000m2	Tariffs now	Tariffs now	Tariffs now
		included above	included above	included above
	b. 10001- 15000m2	"	"	"
	c. 15001- 20000m2	"	"	"
	d. 20001- 25000m2	"	"	"
	e. 25001- 30000m2	"	"	"
	f. 30001- 35000m2	"	"	"
	g. 35001- 40000m2	"	"	"
	h. 40001- 45000m2	"	"	"
	i. 45001- 50000m2	"	"	"
	j. 50001- and above m2	"	"	"
	2. Site Development Plan	R 336.76	R 351	R 366
	3. Partition Layout Plan or addendum per Floor or Tenant	R 336.76	R 351	R 366
	4.Assessment of additional sets as previously supported	TARIFF 2019/20	TARIFF 2020/21	TARIFF 2021/22
	a. Building Plans	R 849.49	R 885	R 923
	b. Rational Design	R 1 234.24	R 1 286	R 1 341
	5. Consultancy fees- discussions rate per hour or part thereof	Conditions		
	All fees are payable in advance. Where uncertainty exist regarding the time required for the consult, an initial fee for 1 hour will be levied, any additional fees will be payable before the release of any certificate/permit/letter.			
		TARIFF 2019/20	TARIFF 2020/21	TARIFF 2021/22
	a. Building Plans, Rational Design, Site Development plans, etc.	R 512.99	R 540	R 563
	b. Rational Design	Combined above	Combined above	Combined above
	c. Site Development	Combined above	Combined above	Combined above
	6. Charges for inspection (rate per hour or part thereof)	Conditions		
	All fees are payable in advance. Where uncertainty exist regarding the time required for the inspection, an initial fee for 1 hour will be levied, any additional fees will be payable before the release of any certificate/permit/letter.			

1C.145

	Where requirements are given, remedial steps must be taken within 14 days by the applicant in order for the re-inspection to be free of charge and to ensure the issuing of the relevant certificate/permit/letter. Failing which, the prescribed tariffs will again be payable.			
	7.1 Inspection (Per hour or part thereof)	TARIFF 2019/20	TARIFF 2020/21	TARIFF 2021/22
	a. All requested inspections relating to General work, Fireworks display or storage, Health or Business permits, Storage and use of Flammable substances and Dangerous Goods internal or external not dealt with otherwise, Fire Clearances and Certificates of Fitness etc.	R 352.90	R 368	R 384
	a. General inspection requested	Tariff replaced by	Tariff replaced by	Tariff replaced by
		one tariff above	one tariff above	one tariff above
	b. Fire Works Display / Storage	"	"	"
	c. Fire safety compliance for business licence application	"	"	"
	d. Fire safety compliance for Health permit application	"	"	"
	e. Warehouses / storage of dangerous goods internal or external	"	"	"
	f. Flammable substance and dangerous goods.	"	"	"
	g. Certificate of fitness – Event venue	"	"	"
	7.2 Additional Inspection (Rate per hour or part thereof)			
	a. General Inspection	"	"	"
	b. Fire Works Display / Storage	"	"	"
	c. Business Licences	"	"	"
	d. Health permit	"	"	"
	e. Warehouse / Storage of Dangerous Goods Internal or External	"	"	"
	f. Flammable substance and Dangerous Goods	"	"	"
	g. Certificate of fitness – Event venue	"	"	"
	8. Permission to hold event/ Event certificate of fitness- Permanent and Temporary Structure			
	a. Public attendance			
	1 - 1000	R 625.19	R 651	R 679
	1001 - 5000	R 825.54	R 860	R 897
	5001 - 10000	R 1 042.34	R 1 086	R 1 133
	10001 - 30000	R 1 250.28	R 1 303	R 1 359
	30001 - 50000	R 1 459.49	R 1 521	R 1 586
	50001 - 100000	R 1 667.48	R 1 738	R 1 813
	100001 - and above	R 2 084.68	R 2 172	R 2 265
	9. Duplicate certificate			

1C.146

	Issuing of duplicate certificate, permit, letter or change of details not requiring re-inspection for work charged for according to 7.1 or 8	R 158.25	R 165	R 172
	DESCRIPTION OF SERVICE	TARIFF 2019/20	TARIFF 2020/21	TARIFF 2021/22
7	TRAINING ACADEMY			
	1. Item / Course			
	1.1. Fire extinguisher course	R 641.55	R 668	R 697
	1.2. One day course	R 986.85	R 1 028	R 1 072
	1.3. One day premium course	R 1 604.07	R 1 671	R 1 743
	1.4. 3-day course	R 1 251.55	R 1 304	R 1 360
	1.5. 3 Day premium course	R 1 853.74	R 1 932	R 2 015
	1.6. Fire Marshal course	R 1 251.55	R 1 304	R 1 360
	1.7. Fire Marshal premium course	R 1 853.74	R 1 932	R 2 015
	1.8. Fire officer 1	R 2 114.75	R 2 204	R 2 299
	1.9. Forty hour course unspecified	R 1 498.63	R 1 562	R 1 629
	1.10. Fire-fighter one	R 13 691.37	R 14 266	R 14 879
	1.11. Fire-fighter two	R 7 441.23	R 7 753	R 8 086
	1.12. Fire Instructor 1	R 4 000.00	R 4 168	R 4 347
	1.13. First aid level 1	R 1 362.43	R 1 420	R 1 481
	1.14. First aid level 1 premium	R 2 070.54	R 2 158	R 2 264
	1.15. First aid level 2	R 1 522.58	R 1 587	R 1 655
	1.16. First aid level 2 premium	R 2 109.79	R 2 198	R 2 293
	1.17. First aid level 3	R 3 687.86	R 3 843	R 4 008
	1.18. Occupational health and safety representative	R 1 362.43	R 1 420	R 1 481
	1.19. Occupational health and safety representative premium	R 1 958.40	R 2 041	R 2 129
	1.20. Occupational health and safety legislative	R 1 923.37	R 2 004	R 2 090
	1.21. HIRA	R 1 545.79	R 1 611	R 1 680
	1.22. HIRA premium	R 2 259.18	R 2 354	R 2 455
	1.23. HIV in the work place	R 1 362.43	R 1 420	R 1 481
	1.24. First aid refresher course	R 986.85	R 1 028	R 1 072
	1.25. Basic ambulance assistant refresher course			R 4 008
	1.26. Intermediate life support refresher course			R 4 008
	1.27. Advanced life support paramedic refresher course	R 3 687.86	R 3 843	R 4 008
	1.28. Aviation health care provider course	R 1 498.63	R 1 562	R 1 629
	1.29. Self-contained breathing apparatus	R 7 734.89	R 8 060	R 8 407
	1.30. Hazmat operations course	R 4 416.34	R 4 602	R 4 800
	1.31. Hazmat Technician	R 12 825.53	R 13 364	R 13 939
	1.32. Hazmat Awareness	R 1 498.63	R 1 562	R 1 629
	1.33. Pumps course	R 7 935.29	R 8 268	R 8 624
	1.34. Aerial appl course	R 9 099.90	R 9 482	R 9 890
	1.35. Incident command course	R 1 269.17	R 1 322	R 1 379

1C.147

	1.36. High angle 1 course	R 2 716.10	R 2 830	R 2 952
	1.37. High angle 2 course	R 4 602.86	R 4 796	R 5 002
	1.38. Introduction to motor vehicle rescue course	R 1 041.07	R 1 085	R 1 132
	1.39. Motor vehicle rescue course	R 4 302.92	R 4 484	R 4 677
	1.40 Confined space rescue course	R 2 239.66	R 2 334	R 2 434
	1.41. Industrial & agric rescue	R 1 163.35	R 1 212	R 1 264
	1.42. Trench collapse course	R 4 655.82	R 4 851	R 5 060
	1.43. Skippers licences - category R	R 1 923.37	R 2 004	R 2 090
	1.44. Structural collapse course	R 17 088.68	R 17 806	R 18 572
	1.45. Swift water rescue course	R 5 008.72	R 5 219	R 5 443
	1.46. Driver training course	R 5 836.79	R 6 082	R 6 344
	1.47 Emergency Evacuation	R 1 251.55	R 1 304	R 1 360
	COURSES AWAITING ACCREDITATION			
	1.48 Fire officer 2	R 2 901.25	R 3 023	R 3 153
	1.49 Fire Department incident Safety Officer	R 3 059.50	R 3 188	R 3 325
	1.50 Public information Officer	R 1 371.50	R 1 429	R 1 490
	1.51 Fire and Life Safety Educator 1	R 1 899.00	R 1 979	R 2 064
	1.52 Fire and Life Safety Educator 2	R 2 479.25	R 2 583	R 2 694
	1.53 Fire investigator 1	R 1 951.75	R 2 053	R 2 141
	1.54 Fire investigator 2	R 2 215.50	R 2 309	R 2 408
	2. Request of Information			
	a. Duplicate certificate on request. (All certificates issued departmentally, accredited training, all general certificates or permits, paid in advance)	R 176.50	R 184	R 192
	DESCRIPTION OF SERVICE	Conditions		
8	General application principles			
	8.1 Rebate			
	8.1.1 If the service is utilised for a building used exclusively for residential purposes, (H4 only) the Executive Head may, in his / her sole discretion, limit the total amount payable in respect of 1(a), (b), 2(a), 3(a), & (b), to the maximum of R 3000,00. In addition that further discretion be exercised where the informal or poor areas are concerned and have the authority to cancel or reduce an account where such request is received.			
	8.1.2 The fees payable in terms of 1(a), (b), 2(a), 3(a) & (b) do not apply to veldt fires on vacant erven within the area of Jurisdiction			

1C.148

8.1.3 The fees payable in terms of 1(a), (b), 2(a), 3(a) & (b) apply neither to Humanitarian services, Extrication rescue, General rescue nor Animal rescue, except where extrication rescue cost on National roads can reasonably be recovered from National Department of Transport.			
8.2 exclusions			
8.2.1 In some instances a Fire Service is rendered by means of exhibits and parades at various Institutions and functions. These services are in most cases regarded as promotion, awareness and training, thus not charged for.			
8.2.2 Joint exercises with other Emergency Services / Institutions are not charged.			
8.2.3 Incident reports, post-fire inspection reports, cause determination reports or generic inspection reports, requested and supplied to Government agencies will not be charged the tariff in terms of 3(a) -(f).			
8.3 hiring out of vehicle / equipment			
8.3.1 The Executive Head may make vehicle / equipment available for hire under condition that if required elsewhere, such vehicle / equipment be withdrawn forthwith			
8.3.2 The tariff under 1(c), (d), (e) & 2 (b) be paid advance before making such equipment available.			
8.3.3 That the prescribed indemnity etc be completed and signed.			
DESCRIPTION OF SERVICE	Conditions		
General application principles			
8.4 documentation / information			
8.4.1 All duplicate certificate requests payable in advance.			
8.5 general			
8.5.1 All time and tariff calculations are taken from time of departure to time of return.			
8.5.2 Discretionary or authority exercise, if any, in terms of 9.1.1 & 9.2.1 be reported to council quarterly.			
8.5.3 Training: All courses, which are five days and longer, candidates to pay extra books and hand-outs.			
8.5.4 Extra fees for the following:	TARIFF 2019/20	TARIFF 2020/21	TARIFF 2021/22
a. Breakfast	R 47.16	R 50	R 55
b. Lunch	R 100.96	R 105	R 110
c. Tea / Coffee	R 14.24	R 15	R 20

1C.149

	8.5.5 Refunds for fees already paid for are subject to the approval of the Executive head.			
	8.5.6 Any unspecified or new training courses will be based on the market related tariffs subject to approval of the Executive Head.			
	8.5.7 Inspect of 1(c) above this service is subject to the approval of the Executive Head.			

Interim Ambulance Tariffs Proposals 2021 / 2022

Current tariff general medical emergencies	Current Tariff	Allowed increase 4.3%	Tariff Including Consumables.
Average charge for non-med aid patients	440	459.	
<u>Add emergency consumables used BLS</u>			
D= Diabetic		130	589
E= Epilepsy		190	649
A=Asthma		190	649
T= Trauma		300	759
H= Heart (Cardiology)		300	759
Charge for patients with med aid			
BLS	1 207	1 259	
ILS	1 623	1 693	
ALS	2 699	2 815	

ANNEXURE 10

AMENDMENT OF TARIFF OF CHARGES IN RESPECT OF RENTALS AND CHARGES FOR COUNCIL OWNED RESIDENTIAL STOCK ADMINISTERED BY THE HOUSING DEPARTMENT OF THE CITY

In terms of Sections 17(3)(a)(ii) and 22(a)(i) and (ii) of the Local Government: Municipal Finance Management Act, 2003 (Act 56 of 2003) and Sections 21(1) and (3), 21A and 75A(3) and (4) of the Local Government: Municipal Systems Act, 2000 (Act 32 of 2000) as amended, it is hereby notified that the City of Johannesburg has, in terms of Sections 11(3)(i) and 75A(1) and (2) of the Local Government: Municipal Systems Act, 2000 (Act 32 of 2000) as amended, read with Section 24(2)(c)(ii) of the Local Government: Municipal Finance Management Act, 2003 (Act 56 of 2003), determined its rental tariffs in respect of rentals and charges for Council owned residential stock administered by the City's Housing Department with effect from 1 July 2021.

The following tariffs will be effective as from 1 July 2021:

Proposed rental tariffs

Rental Tariffs Charges					
Rental tariffs for Housing		2020/2021	2021/2022	2022/2023	2023/2024
	Typology	Current	Proposed	Proposed	Proposed
			4.30%	4.40%	4.50%
Old Age retirement Home	Single Unit	180	188	196	205
	Share facility unit				
	Double Unit	360	375	392	410
Other Typologies					
		Current	Proposed	Proposed	Proposed
			4.30%	4.40%	4.50%
Flats	Bachelor	358	373	390	407
	1 bedroom	613	639	667	698
	2 bedroom	630	657	686	717
	3 bedroom	769	802	837	875

1C.151

Duplex flats	1 bedroom	636	663	693	724
	2 bedroom	653	681	711	743
	3 bedroom	1158	1208	1261	1318
Row Houses	1 bedroom	636	663	693	724
	2 bedroom	653	681	711	743
	3 bedroom	1158	1208	1261	1318
Free Standing Row Houses	2 bedroom	653	681	711	743
	3 bedroom	1158	1208	1261	1318
Public Hostels	1 bed	73	76	79	83
	Family units	410	428	446	467
MBV, Moth and Old, Perm building	1 bed	146	152	159	166
Staff Hostels	Single bed	1222	1275	1331	1391
Staff Hostels family units	1 bedroom	1391	1451	1515	1583
	2 bedroom	1822	1900	1984	2073
	3 bedroom	2038	2126	2219	2319

ANNEXURE 11

**AMENDMENT OF TARIFF OF CHARGES IN RESPECT OF RENTALS AND CHARGES
FOR COUNCIL OWNED RESIDENTIAL STOCK ADMINISTERED BY THE
JOHANNESBURG SOCIAL HOUSING COMPANY (JOSHCO- SOC (LTD))**

Estate Details	Typology	Avg.m 2	2020/202 1`	2021/202 2	2022/2023	2023/2024
Kliptown Square						
Subsidized	Bachelor	30,70	1 514,46	1 514,46	1 575,03	1 638,04
	1 Bedroom	34,55	1 696,30	1 696,30	1 764,15	1 834,72
	1 Bedroom	39,20	1 922,62	1 922,62	1 999,52	2 079,50
	2 Bedroom	41,71	2 121,41	2 121,41	2 206,26	2 294,51
	2 Bedroom	43,98	2 245,75	2 245,75	2 335,58	2 429,00
	2 Bedroom Large (Existing Tenants)	58,48	2 854,61	2 854,61	2 968,79	3 087,55
	2 Bedroom Loft (Existing Tenants)	60,40	2 936,18	2 936,18	3 053,63	3 175,78
Subsidized	Bachelor	30,70	1 599,25	1 599,25	1 663,22	1 729,75
	1 Bedroom	34,55	1 743,14	1 743,14	1 812,86	1 885,38
Unsubsidized	Bachelor	30,70	2 594,60	2 594,60	2 698,38	2 806,32
	1 Bedroom	34,55	2 907,61	2 907,61	3 023,92	3 144,87
	1 Bedroom	39,20	3 295,43	3 295,43	3 427,25	3 564,34
	2 Bedroom	41,71	3 634,24	3 634,24	3 779,61	3 930,79
	2 Bedroom	43,98	3 850,12	3 850,12	4 004,13	4 164,29
	2 Bedroom Large (New Tenants & Existing Unsubsidised)	58,48	4 043,52	4 043,52	4 205,26	4 373,47
	2 Bedroom Loft (New Tenants &	60,40	4 176,28	4 176,28	4 343,33	4 517,06

1C.153

	Existing Unsubsidised)					
	Live Work	60,40	4 887,14	4 887,14	5 082,63	5 285,93
Kliptown Golf Course						
	1 Bedroom Duplex		421,38	421,38	438,24	455,77
	1 Bedroom Simplex		474,06	474,06	493,02	512,74
	2 Bedroom Duplex		579,41	579,41	602,59	626,69
	2 Bedroom Simplex		632,08	632,08	657,36	683,66
	2 Bedroom Duplex Loft		816,43	816,43	849,09	883,06
City Deep Hostel (Converted units)						
	1 Bedroom	31,00	1 629,70	1 629,70	1 694,89	1 762,69
	1 Bedroom	34,00	1 685,03	1 685,03	1 752,43	1 822,52
	2 Bedroom	38,00	1 823,96	1 823,96	1 896,92	1 972,79
	2 Bedroom	39,00	1 869,29	1 869,29	1 944,07	2 021,83
	2 Bedroom	40,00	1 917,32	1 917,32	1 994,01	2 073,77
	2 Bedroom	45,00	2 156,72	2 156,72	2 242,99	2 332,71
	2 Bedroom	50,00	2 396,51	2 396,51	2 492,37	2 592,07
	2 Bedroom	57,00	2 714,03	2 714,03	2 822,60	2 935,50
	2 Bedroom	63,00	3 019,03	3 019,03	3 139,79	3 265,38
	2 Bedroom	69,00	3 307,24	3 307,24	3 439,53	3 577,11
	3 Bedroom	73,00	3 498,79	3 498,79	3 638,74	3 784,29
	3 Bedroom	54,50	2 714,03	2 714,03	2 822,60	2 935,50
City Deep Flats						
	Bachelor	28,60	1 106,31	1 106,31	1 150,56	1 196,58
	Bachelor	35,49	1 367,26	1 367,26	1 421,95	1 478,83
	Bachelor	37,42	1 403,23	1 403,23	1 459,36	1 517,74

1C.154

	Bachelor Duplex	59,00	1 439,21	1 439,21	1 496,78	1 556,65
	Bachelor Duplex	61,00	1 475,20	1 475,20	1 534,20	1 595,57
	Bachelor Duplex	67,00	1 529,16	1 529,16	1 590,33	1 653,94
	1 Bedroom	47,00	1 978,93	1 978,93	2 058,09	2 140,41
	1 Bedroom	50,00	2 068,88	2 068,88	2 151,64	2 237,70
	1 Bedroom	52,51	2 086,87	2 086,87	2 170,34	2 257,16
	2 Bedroom	54,00	2 293,75	2 293,75	2 385,50	2 480,92
	2 Bedroom	57,00	2 383,70	2 383,70	2 479,05	2 578,21
	2 Bedroom	58,00	2 428,70	2 428,70	2 525,84	2 626,88
	2 Bedroom	50,00	2 437,68	2 437,68	2 535,19	2 636,60
	2 Bedroom	60,00	2 518,64	2 518,64	2 619,38	2 724,16
	2 Bedroom	62,33	2 563,61	2 563,61	2 666,15	2 772,80
	2 Bedroom	63,99	2 608,59	2 608,59	2 712,93	2 821,45
	2 Bedroom	70,70	2 698,54	2 698,54	2 806,48	2 918,74
	2 Bedroom	72,00	3 058,32	3 058,32	3 180,65	3 307,88
	2 Bedroom	62,00	3 418,14	3 418,14	3 554,87	3 697,06
	2 Bedroom	62,00	3 508,09	3 508,09	3 648,42	3 794,36
	3 Bedroom	73,00	3 238,23	3 238,23	3 367,76	3 502,47
	3 Bedroom	91,41	3 777,95	3 777,95	3 929,07	4 086,23
	3 Bedroom	109,79	3 957,85	3 957,85	4 116,16	4 280,81
	1 Bedroom		1 053,81	1 053,81	1 095,97	1 139,81
City Deep (New)	2 Bedroom		2 341,81	2 341,81	2 435,48	2 532,90
	Housing Supervisor		623,76	623,76	648,71	674,66
Communal Room	COJ Employee (Subsidised Bed)		1 189,21	1 189,21	1 236,78	1 286,25

1C.155

	Unsubsidised Bed (Hostels)		525,70	525,70	546,72	568,59
--	-------------------------------	--	--------	--------	--------	--------

			1	1	1	1
Chelsea	Room	11,00	073,93	073,93	116,89	161,56
	Room	12,00	1	1	1	1
			069,07	069,07	111,84	156,31
	Room	16,00	1	1	1	1
			106,49	106,49	150,75	196,78
	Room	20,00	1	1	1	1
			198,71	198,71	246,66	296,53
	Double Room	28,00	1	1	1	1
			475,35	475,35	534,37	595,74
	Double Room		2	2	2	3
Roodepoort			778,71	778,71	889,86	005,46
Income R3000 to R4699 (Existing tenants)	1 Bedroom	36,00	1	1	1	1
			141,93	141,93	187,61	235,11
Income R3000 to R4699 (Existing tenants)	1 Bedroom	36,00	1	1	1	1
			025,22	025,22	066,23	108,88
Income R 3000 to R3500 (New tenants)	1 Bedroom	36,00	1	1	1	1
			141,93	141,93	187,61	235,11
Income R 3000 to R3500 (New tenants)	2 Bedroom	45,00	1	1	1	1
			316,64	316,64	369,30	424,07
Income R4700 to R5339 (Existing tenants)	1 Bedroom	36,00	3	3	3	3
			004,65	004,65	124,84	249,83
Income R4700 to R5339 (Existing tenants)	2 Bedroom	45,00	1	1	1	1
			408,65	408,65	465,00	523,60
Income R5340 to R7500 (Existing tenants)	1 Bedroom	36,00	2	2	2	2
			083,80	083,80	167,15	253,84

1C.156

Income R5340 to R7500 (Existing tenants)	2 Bedroom	45,00	1 490,35	1 490,35	1 549,96	1 611,96
Income R6780 to R7500 (New tenants)	1 Bedroom	36,00	2 083,80	2 083,80	2 167,15	2 253,84
Income R6780 to R7500 (New tenants)	1 Bedroom	36,00	1 833,76	1 833,76	1 907,11	1 983,39
Income R6200 to R 6900 (Existing tenants)	2 Bedroom	45,00	2 417,22	2 417,22	2 513,91	2 614,47
Income R6200 to R 6900 (Existing tenants)	2 Bedroom	45,00	2 505,74	2 505,74	2 605,97	2 710,21
Income R6800 to R 7500 (New tenants)	2 Bedroom	45,00	2 417,22	2 417,22	2 513,91	2 614,47
Income R6800 to R 7500 (New tenants)	2 Bedroom	45,00	3 084,10	3 084,10	3 207,47	3 335,77
Income R6901 to R7500 (Existing tenants)	2 Bedroom	45,00	2 750,61	2 750,61	2 860,63	2 975,06
Income above R7500 (Existing tenants)	2 Bedroom	45,00	4 334,29	4 334,29	4 507,67	4 687,97
Income R3000 to R4699 (Existing tenants)	1 Bedroom	36,00	1 025,22	1 025,22	1 066,23	1 108,88
Income R 3000 to R3500 (New tenants)	2 Bedroom	45,00	1 316,64	1 316,64	1 369,30	1 424,07

1C.157

Income R4700 to R5339 (Existing tenants)	2 Bedroom	45,00	1 408,65	1 408,65	1 465,00	1 523,60
Income R5340 to R7500 (Existing tenants)	2 Bedroom	45,00	1 490,35	1 490,35	1 549,96	1 611,96
Income R6780 to R7500 (New tenants)	1 Bedroom	36,00	1 833,76	1 833,76	1 907,11	1 983,39
Income R6200 to R 6900 (Existing tenants)	2 Bedroom	45,00	2 505,74	2 505,74	2 605,97	2 710,21
Income R6800 to R 7500 (New tenants)	2 Bedroom	45,00	3 084,10	3 084,10	3 207,47	3 335,77
Pennyville						
Per Unit	3 Rooms	35,00	1 176,20	1 176,20	1 223,25	1 272,18
Per Unit (COJ Hostel Employees)	3 Rooms	35,00	1 189,20	1 189,20	1 236,77	1 286,24
Per Room 3 Families Sharing	Room	9,00	445,53	445,53	463,35	481,89
Per Room 3 Families Sharing	Room	9,00	294,77	294,77	306,56	318,82
Per Room 2 Families Sharing	Room	18,00	623,76	623,76	648,71	674,66
Per Room 2 Families Sharing	Room	18,00	311,87	311,87	324,34	337,32
Family Unit	2 Bedroom Flat	42,00	2 500,56	2 500,56	2 600,58	2 704,61
Per Room 3 Families Sharing	Room	9,00	294,77	294,77	306,56	318,82

1C.158

Per Room 2 Families Sharing	Room	18,00	311,87	311,87	324,34	337,32
Alexandra Far East Bank						
Income up to R3500	Room		683,21	683,21	710,54	738,96
Income above R3500	Room		683,21	683,21	710,54	738,96
Creche			4	4	4	4
			618,30	618,30	803,03	995,15
	Room	-	720,11	720,11	748,91	778,87
	Creche	-	4	4	4	4
			618,30	618,30	803,03	995,15
		12.00				
		-	1	1	1	1
La Rosabel	Room	12.94	257,39	257,39	307,69	359,99
		14.00				
		-	1	1	1	1
	Room	14.92	341,22	341,22	394,86	450,66
		15.22				
		-	1	1	1	1
	Room	17.88	352,04	352,04	406,12	462,37
		18.00				
		-	1	1	1	1
	Room	18.75	431,56	431,56	488,82	548,37
	Room	33,34	676,52	676,52	743,58	813,33
		15.22				
		-	1	1	1	1
	Room	17.88	425,05	425,05	482,05	541,33
		18.00				
		-	1	1	1	1
	Room	18.75	508,87	508,87	569,22	631,99
Bellavista New	2 Bedroom	45,00	3	3	3	4
			800,68	800,68	952,70	110,81

1C.159

	2 Bedroom	45,00	4 005,92	4 005,92	4 166,16	4 332,80
Citrene Court	2 Bedroom Flat	52,00	3 709,18	3 709,18	3 857,55	4 011,85
	2 Bedroom Flat	55,00	4 005,90	4 005,90	4 166,13	4 332,78
	2 Bedroom Flat	45,00	3 605,96	3 605,96	3 750,19	3 900,20
	3 Bedroom Flat	70,00	4 478,48	4 478,48	4 657,62	4 843,92
Orlando Converted	1 Bedroom	28,08	1 328,62	1 328,62	1 381,77	1 437,04
	1 Bedroom	33,24	1 565,86	1 565,86	1 628,49	1 693,63
	1 Bedroom	43,28	2 040,36	2 040,36	2 121,98	2 206,86
	2 Bedroom	38,25	2 166,89	2 166,89	2 253,56	2 343,70
	2 Bedroom	60,36	2 847,02	2 847,02	2 960,90	3 079,34
Orlando (Phase 2)	2 Bedroom	50,00	2 727,98	2 727,98	2 837,10	2 950,58
	2 Bedroom	51,00	2 782,53	2 782,53	2 893,83	3 009,59
	2 Bedroom	52,00	2 837,09	2 837,09	2 950,57	3 068,60
	2 Bedroom	53,00	2 891,66	2 891,66	3 007,33	3 127,62
	2 Bedroom	57,00	3 109,89	3 109,89	3 234,28	3 363,65
	2 Bedroom	68,00	3 710,05	3 710,05	3 858,45	4 012,79
	1 Bedroom	31,00	1 859,98	1 859,98	1 934,38	2 011,76
	1 Bedroom	32,00	1 904,62	1 904,62	1 980,81	2 060,04
	1 Bedroom	33,00	1 964,14	1 964,14	2 042,71	2 124,42
	1 Bedroom:Paraple gic	50,00	2 231,97	2 231,97	2 321,25	2 414,10
	1 Bedroom:Paraple gic	51,00	2 276,62	2 276,62	2 367,69	2 462,39
	1 Bedroom:Paraple gic	52,00	2 321,26	2 321,26	2 414,11	2 510,67

1C.160

	1 Bedroom:Paraplegic	53,00	2 365,90	2 365,90	2 460,53	2 558,95
	Batchelor	22,00	1 363,98	1 363,98	1 418,54	1 475,28
Europa House	Rooms	12,00	1 041,59	1 041,59	1 083,26	1 126,59
	Rooms	13,00	1 128,39	1 128,39	1 173,53	1 220,47
	Rooms	15,00	1 301,99	1 301,99	1 354,07	1 408,24
	Rooms	16,00	1 388,79	1 388,79	1 444,34	1 502,11
	Rooms	17,00	1 475,59	1 475,59	1 534,61	1 595,99
	Rooms	18,00	1 562,38	1 562,38	1 624,88	1 689,87
	Rooms	19,00	1 649,19	1 649,19	1 715,16	1 783,76
	Rooms	20,00	1 735,98	1 735,98	1 805,42	1 877,64
	Rooms	21,00	1 822,78	1 822,78	1 895,69	1 971,52
	Rooms	22,00	1 909,59	1 909,59	1 985,97	2 065,41
Raschers	Room	12,20	464,39	464,39	482,96	502,28
	Room	13,40	922,09	922,09	958,98	997,34
	Room	14,40	1 005,92	1 005,92	1 046,16	1 088,01
	Room	15,40	1 089,74	1 089,74	1 133,33	1 178,66
	Room	15,40	1 173,57	1 173,57	1 220,51	1 269,34
	Double Room	32,30	1 590,63	1 590,63	1 654,26	1 720,43
	Double Room	32,32	1 767,06	1 767,06	1 837,74	1 911,25
Antea Converted Units	Bachelor	25,00	1 353,92	1 353,92	1 408,07	1 464,40
	1 Bedroom	42,00	1 861,64	1 861,64	1 936,11	2 013,55
	2 Bedroom	60,00	2 538,60	2 538,60	2 640,14	2 745,75
	3 Bedroom		3 046,32	3 046,32	3 168,17	3 294,90

1C.161

	Rooms		1 189,20	1 189,20	1 236,77	1 286,24
	2 Bedroom	60,00	1 676,53	1 676,53	1 743,59	1 813,33
	2 Bedroom	60,00	1 269,29	1 269,29	1 320,06	1 372,86
MBV	Room	11,00	901,21	901,21	937,26	974,75
	Room	14,00	1 976,31	1 976,31	1 015,36	1 055,97
	Room	16,00	1 051,40	1 051,40	1 093,46	1 137,20
	Room	17,00	1 126,49	1 126,49	1 171,55	1 218,41
	Room	20,00	1 201,60	1 201,60	1 249,66	1 299,65
	Room	23,00	1 276,70	1 276,70	1 327,77	1 380,88
	Room	26,00	1 351,81	1 351,81	1 405,88	1 462,11
	Room	29,00	1 426,90	1 426,90	1 483,98	1 543,34
	Room	32,00	1 502,00	1 502,00	1 562,08	1 624,57
	Room	36,00	1 802,39	1 802,39	1 874,49	1 949,47
	Room	38,50	1 952,61	1 952,61	2 030,72	2 111,95
	Room	40,00	2 027,71	2 027,71	2 108,82	2 193,17
	Room	44,50	2 253,00	2 253,00	2 343,12	2 436,85
	Room	51,00	2 403,21	2 403,21	2 499,34	2 599,31
	Room	60,00	3 004,01	3 004,01	3 124,17	3 249,13
AA House	Rooms	12,00	842,24	842,24	875,93	910,97
	Rooms	13,00	912,43	912,43	948,93	986,88
	Rooms	14,00	1 982,62	1 982,62	1 021,92	1 062,80
	Rooms	15,00	1 052,80	1 052,80	1 094,92	1 138,71
	Rooms	16,00	1 119,15	1 119,15	1 163,91	1 210,47
	Rooms	17,00	1 193,18	1 193,18	1 240,91	1 290,54

1C.162

	Rooms	18,00	1 263,37	1 263,37	1 313,90	1 366,46
	Rooms	19,00	1 333,55	1 333,55	1 386,90	1 442,37
	Rooms	20,00	1 403,74	1 403,74	1 459,89	1 518,29
	Rooms	23,00	1 614,31	1 614,31	1 678,88	1 746,03
	Bachelor Flat	15,00	1 614,31	1 614,31	1 678,88	1 746,03
	Bachelor Flat	17,00	1 712,57	1 712,57	1 781,07	1 852,31
	Bachelor Flat	18,00	1 782,75	1 782,75	1 854,06	1 928,23
	Bachelor Flat	20,00	1 923,13	1 923,13	2 000,05	2 080,06
	Bachelor Flat	21,00	1 993,32	1 993,32	2 073,05	2 155,97
	Bachelor Flat	22,00	2 063,50	2 063,50	2 146,04	2 231,89
	Bachelor Flat	23,00	2 133,69	2 133,69	2 219,04	2 307,80
	Bachelor Flat	33,00	2 667,11	2 667,11	2 773,79	2 884,75
	Bachelor Flat	35,00	2 947,86	2 947,86	3 065,77	3 188,41
	1 Bedrooms Flat	18,00	1 782,75	1 782,75	1 854,06	1 928,23
	1 Bedrooms Flat	38,00	3 228,61	3 228,61	3 357,76	3 492,07
	2 Bedroom Flat	60,00	5 053,47	5 053,47	5 255,61	5 465,83
Fleurhof						
Income to R3500	1 Bedroom	35,00	939,66	939,66	977,24	1 016,33
Income to R7500	2 Bedroom	40,00	2 505,74	2 505,74	2 605,97	2 710,21
Fleurhof Riverside						
	1 Bedroom	35,00	891,51	891,51	927,17	964,26
	2 Bedroom	40,00	2 377,36	2 377,36	2 472,45	2 571,35
Selby Hostel	1 Bedroom	27,00	1 393,12	1 393,12	1 448,85	1 506,80
	1 Bedroom	28,00	1 459,47	1 459,47	1 517,84	1 578,56

1C.163

	1 Bedroom	29,00	1 525,81	1 525,81	1 586,84	1 650,32
	1 Bedroom	30,00	1 592,14	1 592,14	1 655,83	1 722,06
	1 Bedroom	33,00	1 724,82	1 724,82	1 793,81	1 865,56
	2 Bedroom	36,00	2 122,86	2 122,86	2 207,77	2 296,09
	2 Bedroom	39,00	2 255,54	2 255,54	2 345,76	2 439,59
	2 Bedroom	41,00	2 388,21	2 388,21	2 483,74	2 583,09
	2 Bedroom	42,00	2 454,56	2 454,56	2 552,74	2 654,85
	2 Bedroom	43,00	2 520,90	2 520,90	2 621,74	2 726,61
	2 Bedroom	44,00	2 587,23	2 587,23	2 690,72	2 798,35
	2 Bedroom	45,00	2 653,58	2 653,58	2 759,72	2 870,11
	2 Bedroom	50,00	2 918,93	2 918,93	3 035,69	3 157,12
	Rooms	10,00	819,63	819,63	852,42	886,52
	Rooms	15,00	878,18	878,18	913,31	949,84
	Rooms	15,00	777,64	777,64	808,75	841,10
Public Hostels	2 Bedroom (Income Below R4500)		750,00	750,00	750,00	750,00
	2 Bedroom (Income 4501 - 5500)		850,00	850,00	850,00	850,00
	2 Bedroom (Income 5501 - 6500)		950,00	950,00	950,00	950,00
	2 Bedroom (Income 6501 - 7500)		1 050,00	1 050,00	1 050,00	1 050,00
	2 Bedroom (Income 7501 - 8500)		1 150,00	1 150,00	1 150,00	1 150,00
	2 Bedroom (Income 8501 - 9500)		1 250,00	1 250,00	1 250,00	1 250,00
	2 Bedroom (Income 9501 - 10500)		1 350,00	1 350,00	1 350,00	1 350,00

1C.164

	2 Bedroom (Income 10501 - 11500)		1 450,00	1 450,00	1 450,00	1 450,00
	2 Bedroom (Income 11501 - 12500)		1 550,00	1 550,00	1 550,00	1 550,00
	2 Bedroom (Income 12501 - 13500)		1 650,00	1 650,00	1 650,00	1 650,00
	2 Bedroom (Income 13501 - 14500)		1 750,00	1 750,00	1 750,00	1 750,00
	2 Bedroom (Income 14501 - 15000)		1 850,00	1 850,00	1 850,00	1 850,00
Klipsruit Hostel	Communal Beds (Joburg Water)		396,00	396,00	411,84	428,31
	Communal Beds (City Parks)		896,31	896,31	932,16	969,45
Nederberg	1 Bedroom	22,00	1 999,65	1 999,65	2 079,63	2 162,82
Hoek Street	1 Bedroom	12	1 133,13	1 133,13	1 178,46	1 225,60
	1 Bedroom	13	1 227,56	1 227,56	1 276,66	1 327,73
	1 Bedroom	14	1 321,99	1 321,99	1 374,87	1 429,86
	1 Bedroom	15	1 416,42	1 416,42	1 473,07	1 532,00
	1 Bedroom	16	1 510,85	1 510,85	1 571,28	1 634,13
	1 Bedroom	17	1 605,27	1 605,27	1 669,48	1 736,26
	1 Bedroom	18	1 699,70	1 699,70	1 767,69	1 838,40
	1 Bedroom	19	1 794,13	1 794,13	1 865,89	1 940,53
	1 Bedroom	20	1 888,56	1 888,56	1 964,10	2 042,66
	1 Bedroom	21	1 982,99	1 982,99	2 062,30	2 144,80
		23	2 171,84	2 171,84	2 258,71	2 349,06
		24	2 266,27	2 266,27	2 356,92	2 451,20
		26	2 368,47	2 368,47	2 463,21	2 561,74

1C.165

		29	2 577,33	2 577,33	2 680,42	2 787,63
Hoek Street	1 Bedroom	22	2 071,36	2 071,36	2 154,21	2 240,38
		28	2 542,11	2 542,11	2 643,79	2 749,55
		10	941,52	941,52	979,18	1 018,35
	1 Bedroom		1 888,77	1 888,77	1 964,32	2 042,89
	1 Bedroom		1 433,44	1 433,44	1 490,78	1 550,41
	1 Bedroom		1 075,08	1 075,08	1 118,08	1 162,81
(Tenant moved from Casa Mia)			2 360,70	2 360,70	2 455,12	2 553,33
Phoenix house	room	11	799,86	799,86	831,85	865,13
	room	14	888,73	888,73	924,28	961,25
	room	16	999,82	999,82	1 039,82	1 081,41
	room	19	1 110,92	1 110,92	1 155,35	1 201,57
	room	20	1 133,13	1 133,13	1 178,46	1 225,60
	room	21	1 144,24	1 144,24	1 190,01	1 237,61
	room	23	1 210,90	1 210,90	1 259,33	1 309,71
	room	25	1 222,01	1 222,01	1 270,89	1 321,72
	room	26	1 277,55	1 277,55	1 328,66	1 381,80
	room	28	1 288,66	1 288,66	1 340,21	1 393,82
	room	30	1 333,10	1 333,10	1 386,42	1 441,88
	room	31	1 344,21	1 344,21	1 397,98	1 453,90
	room	38	1 555,28	1 555,28	1 617,49	1 682,19
Devland						
	1 bedroom	35	733,20	733,20	762,53	793,03
	1 bedroom	38	933,17	933,17	970,50	1 009,32

1C.166

	2 bedroom	42	1 333,10	1 333,10	1 386,42	1 441,88
	1 bedroom	38	1 555,28	1 555,28	1 617,49	1 682,19
	2 bedroom	42	1 833,01	1 833,01	1 906,33	1 982,59
	2 bedroom	42	2 444,02	2 444,02	2 541,78	2 643,45
	2 bedroom	48	3 110,56	3 110,56	3 234,99	3 364,39
Turfontein	1bed	34,40	1 966,50	1 966,50	1 005,16	1 045,36
	1bedroom	35,70	1 333,10	1 333,10	1 386,42	1 441,88
	2 bedroom -1bc	43,50	1 666,37	1 666,37	1 733,03	1 802,35
	2 bedroom	43,50	2 332,92	2 332,92	2 426,24	2 523,29
	2 bedroom 1bc	46,70	3 888,21	3 888,21	4 043,73	4 205,48
	2 bedroom	46,70	3 600,00	3 600,00	3 744,00	3 893,76
	2 C bedroom 1bc	51,10	3 800,00	3 800,00	3 952,00	4 110,08
	2 D bedroom	44,60	2 999,47	2 999,47	3 119,45	3 244,23
	2 Ebedroom 1bc	44,60	3 443,84	3 443,84	3 581,59	3 724,86
	communal	16,50				
	2 bedroom	43,50	2 666,20	2 666,20	2 772,85	2 883,76
Textile Building 125 kerk street	bachelor	21,20	1 866,34	1 866,34	1 940,99	2 018,63
	bachelor	24,00	2 132,96	2 132,96	2 218,28	2 307,01
	bachelor	25,00	2 221,83	2 221,83	2 310,71	2 403,13
	1 bedroom	32,00	2 915,04	2 915,04	3 031,65	3 152,91
	1 bedroom	36,00	3 279,42	3 279,42	3 410,60	3 547,03
	1 bedroom	39,00	3 552,71	3 552,71	3 694,82	3 842,61
	1 bedroom	40,00	3 643,80	3 643,80	3 789,56	3 941,14

1C.167

	2 bedroom	47,00	4 385,90	4 385,90	4 561,33	4 743,79
	bachelor	21,20	2 555,11	2 555,11	2 657,31	2 763,60
	1 bedroom	32,00	1 395,31	1 395,31	1 451,12	1 509,17
	1 bedroom	40,00	1 760,58	1 760,58	1 831,00	1 904,24
	1 bedroom	40,00	2 336,58	2 336,58	2 430,04	2 527,24
	2 bedroom	47,00	2 843,94	2 843,94	2 957,70	3 076,01
(Tenants moved from Casa Mia)	2 bedroom		1 126,50	1 126,50	1 171,56	1 218,42
	2 bedroom		1 201,60	1 201,60	1 249,66	1 299,65
	2 bedroom		1 216,62	1 216,62	1 265,28	1 315,90
	2 bedroom		1 351,81	1 351,81	1 405,88	1 462,11
	2 bedroom		1 652,20	1 652,20	1 718,29	1 787,02
	2 bedroom		1 502,00	1 502,00	1 562,08	1 624,57
	2 bedroom		1 592,12	1 592,12	1 655,81	1 722,04
	2 bedroom		1 682,25	1 682,25	1 749,54	1 819,52
	2 bedroom		1 802,41	1 802,41	1 874,50	1 949,48
	2 bedroom		1 652,20	1 652,20	1 718,29	1 787,02
	2 bedroom		1 411,89	1 411,89	1 468,36	1 527,10
	2 bedroom		1 502,00	1 502,00	1 562,08	1 624,57
	2 bedroom		1 577,10	1 577,10	1 640,18	1 705,79
	2 bedroom		1 652,20	1 652,20	1 718,29	1 787,02
	2 bedroom		2 403,21	2 403,21	2 499,34	2 599,31
	2 bedroom		1 832,44	1 832,44	1 905,74	1 981,97
	2 bedroom		1 967,62	1 967,62	2 046,33	2 128,18
	2 bedroom		2 042,73	2 042,73	2 124,44	2 209,42

1C.168

	2 bedroom		2 162,89	2 162,89	2 249,40	2 339,38
	2 bedroom		2 237,98	2 237,98	2 327,50	2 420,60
	2 bedroom		2 313,08	2 313,08	2 405,61	2 501,83
	2 bedroom		2 403,21	2 403,21	2 499,34	2 599,31
	2 bedroom		2 778,71	2 778,71	2 889,86	3 005,45
	2 bedroom		4 506,01	4 506,01	4 686,25	4 873,70
	2 bedroom		2 763,69	2 763,69	2 874,24	2 989,21
	2 bedroom		3 004,01	3 004,01	3 124,17	3 249,13
	2 bedroom		3 154,21	3 154,21	3 280,38	3 411,60
	2 bedroom		3 604,81	3 604,81	3 749,00	3 898,96
	2 bedroom		3 649,87	3 649,87	3 795,86	3 947,70
	2 bedroom		3 845,12	3 845,12	3 998,93	4 158,89
	2 bedroom		3 724,97	3 724,97	3 873,97	4 028,93
	2 bedroom		3 980,31	3 980,31	4 139,52	4 305,11
	2 bedroom		4 941,59	4 941,59	5 139,25	5 344,82
	2 bedroom		4 956,61	4 956,61	5 154,87	5 361,07
	2 bedroom					
Diamond Building 123 Kerk street	bachelor	30,00	2 666,20	2 666,20	2 772,85	2 883,76
	1 bedroom	36,00	3 279,42	3 279,42	3 410,60	3 547,03
	2 bedroom	36,00	3 359,41	3 359,41	3 493,79	3 633,54
	2 bedroom	37,00	3 452,73	3 452,73	3 590,84	3 734,47
	2 bedroom	39,00	3 639,36	3 639,36	3 784,94	3 936,33
	2 bedroom	42,00	3 919,31	3 919,31	4 076,08	4 239,13
(Tenants moved from Casa Mia)						

1C.169

	2 bedroom		1 126,50	1 126,50	1 171,56	1 218,42
	2 bedroom		1 201,60	1 201,60	1 249,66	1 299,65
	2 bedroom		1 216,62	1 216,62	1 265,28	1 315,90
	2 bedroom		1 351,81	1 351,81	1 405,88	1 462,11
	2 bedroom		1 652,20	1 652,20	1 718,29	1 787,02
	2 bedroom		1 502,00	1 502,00	1 562,08	1 624,57
	2 bedroom		1 592,12	1 592,12	1 655,81	1 722,04
	2 bedroom		1 682,25	1 682,25	1 749,54	1 819,52
	2 bedroom		1 802,41	1 802,41	1 874,50	1 949,48
	2 bedroom		1 652,20	1 652,20	1 718,29	1 787,02
	2 bedroom		1 411,89	1 411,89	1 468,36	1 527,10
	2 bedroom		1 502,00	1 502,00	1 562,08	1 624,57
	2 bedroom		1 577,10	1 577,10	1 640,18	1 705,79
	2 bedroom		1 652,20	1 652,20	1 718,29	1 787,02
	2 bedroom		2 403,21	2 403,21	2 499,34	2 599,31
	2 bedroom		1 832,44	1 832,44	1 905,74	1 981,97
	2 bedroom		1 967,62	1 967,62	2 046,33	2 128,18
	2 bedroom		2 042,73	2 042,73	2 124,44	2 209,42
	2 bedroom		2 162,89	2 162,89	2 249,40	2 339,38
	2 bedroom		2 237,98	2 237,98	2 327,50	2 420,60
	2 bedroom		2 313,08	2 313,08	2 405,61	2 501,83
	2 bedroom		2 403,21	2 403,21	2 499,34	2 599,31
	2 bedroom		2 778,71	2 778,71	2 889,86	3 005,45
	2 bedroom		4 506,01	4 506,01	4 686,25	4 873,70
	2 bedroom		2 763,69	2 763,69	2 874,24	2 989,21

1C.170

	2 bedroom		3 004,01	3 004,01	3 124,17	3 249,13
	2 bedroom		3 154,21	3 154,21	3 280,38	3 411,60
	2 bedroom		3 604,81	3 604,81	3 749,00	3 898,96
	2 bedroom		3 649,87	3 649,87	3 795,86	3 947,70
	2 bedroom		3 845,12	3 845,12	3 998,93	4 158,89
	2 bedroom		3 724,97	3 724,97	3 873,97	4 028,93
	2 bedroom		3 980,31	3 980,31	4 139,52	4 305,11
	2 bedroom		4 941,59	4 941,59	5 139,25	5 344,82
	2 bedroom		4 956,61	4 956,61	5 154,87	5 361,07
Parking Fee						
80 Plein Street	Basement		200,00	200,00	208,00	216,32
Hoek Street	Basement		200,00	200,00	208,00	216,32
Kliptown Square	Open Parking		150,00	150,00	156,00	162,24
Roodepoort	Open Parking		150,00	150,00	156,00	162,24
Antea Hostel	Open Parking		150,00	150,00	156,00	162,24
City Deep	Open Parking		150,00	150,00	156,00	162,24
Fleurhof	Open Parking		150,00	150,00	156,00	162,24
Fleurhof Riverside	Open Parking		150,00	150,00	156,00	162,24
AA House	Basemet		200,00	200,00	208,00	216,32
Selby Village	Open Parking		150,00	150,00	156,00	162,24
Orlando Ekhaya	Open Parking		150,00	150,00	156,00	162,24
Turfontein	Open Parking		150,00	150,00	156,00	162,24
Dobsonville	Undercover		200,00	200,00	208,00	216,32
	Open Parking		150,00	150,00	156,00	162,24
New Projects						
Dobsonville	1 Bedroom	34.21	895,9	895,90	931,74	969,01

1C.171

	1 Bedroom	34.41	1370,2	1 370,20	1 425,01	1 482,01
	2 Bedroom	42.37	1897,2	1 897,20	1 973,09	2 052,01
	2 Bedroom	43.00	2845,8	2 845,80	2 959,63	3 078,02
80 Plein Street						
Subsidized	1 Bedroom	32.00	1 650,00	1 650,00	1 716,00	1 784,64
	1 Bedroom	35.00	1 805,00	1 805,00	1 877,20	1 952,29
	2 Bedroom	46.00	3 200,00	3 200,00	3 328,00	3 461,12
Unsubsidized	Room	11.00	1 029,00	1 029,00	1 070,16	1 112,97
	Room	13.00	1 216,00	1 216,00	1 264,64	1 315,23
	Room	15.00	1 403,00	1 403,00	1 459,12	1 517,48
	Room	16.00	1 496,00	1 496,00	1 555,84	1 618,07
	Bachelor	21.00	1 964,00	1 964,00	2 042,56	2 124,26
	1 Bedroom	35.00	2 500,00	2 500,00	2 600,00	2 704,00
133 Albert Street						
Basement & Ground (Duplex shared)	3 shared rooms	69.5 + 3.8 to 10.5 (Balcony)	1 032,92	1 032,92	1 074,24	1 117,21
room units - 12 units)						
	Studio	21.4 + 4.1 to 4.4 (Balcony)	1 739,10	1 739,10	1 808,66	1 881,01
	1 Bedroom	32,50	2 529,60	2 529,60	2 630,78	2 736,02
	Studio	20.3 to 21.5	1 475,60	1 475,60	1 534,62	1 596,01
	MIP Unit 1 bed	25,20	1 897,20	1 897,20	1 973,09	2 052,01
	1 Bedroom	25,50	2 055,30	2 055,30	2 137,51	2 223,01

1C.172

Commercial Tenants						
Union Square:Retail						
	Shop 1	187,63	34934,47	34934,47	36331,85	37785,12
	Shop 2	127,15	20767,32	20767,32	21598,02	22461,94
	Shop 3	105,11	12362,18	12362,18	12856,66	13370,93
	Shop 5	306,13	18811,14	18811,14	19563,58	20346,13
	Shop 7	128,88	7064,14	7064,14	7346,71	7640,57
	Shop 8	189,00	10220,06	10220,06	10628,86	11054,02
	Shop 9	127,34	6885,84	6885,84	7161,27	7447,72
	Shop 10	296,79	70030,89	70030,89	72832,13	75745,41
Booyens Place						
	Office 22	41,25	3244,46	3244,46	3374,24	3509,21
	Shop 102	42,20	10372,46	10372,46	10787,35	11218,85
	Shop 104	49,23	16638,03	16638,03	17303,55	17995,69
	Shop 105	82,50	6894,49	6894,49	7170,27	7457,08
	Shop 106	74,90	7732,15	7732,15	8041,44	8363,10
	Shop 107	67,20	10240,71	10240,71	10650,34	11076,35
	Shop 109	124,11	18608,26	18608,26	19352,59	20126,70
	Shop 110	41,05	4792,66	4792,66	4984,36	5183,74
	Shop 112	26,57	3591,90	3591,90	3735,57	3885,00

1C.173

NBS						
	Parking bays (100)		95 029,00	95 029,00	98 830,16	102 783,37
	Shop 1		103 792,67	103 792,67	107 944,37	112 262,15
	Shop 2		6 517,79	6 517,79	6 778,50	7 049,64
	Shop 3		135 810,83	135 810,83	141 243,26	146 892,99
	Shop 4		77 017,56	77 017,56	80 098,27	83 302,20
	Shop 5		11 588,15	11 588,15	12 051,68	12 533,74
	Shop 6		15 109,88	15 109,88	15 714,27	16 342,84
Raschers						
	Shop 1	150	5 530,34	5 530,34	5 751,55	5 981,61
	Shop 2	130	12 621,46	12 621,46	13 126,32	13 651,37
	Shop 3	130	117 906,81	117 906,81	122 623,08	127 528,00
	Shop 4	130,6 6	6 583,63	6 583,63	6 846,98	7 120,86
23 Kerk Street						
	Shop 1	213,6 4	11 552,46	11 552,46	12 014,56	12 495,14
	Shop 2	200	10 814,88	10 814,88	11 247,48	11 697,38
	Shop 3	235,3 6	14 173,20	14 173,20	14 740,12	15 329,73
25 Kerk Street						
	Shop 1 & 2	145,2	17 844,56	17 844,56	18 558,34	19 300,67
	Shop 3	228,2 5	2 244,08	2 244,08	2 333,85	2 427,20
	Shop 4	38,72	16 559,75	16 559,75	17 222,14	17 911,03
	Shop 5	32,61	14 387,47	14 387,47	14 962,97	15 561,49
	Shop 6	225,6	6 099,59	6 099,59	6 343,57	6 597,32
	Shop 7	159,7 2	4 907,25	4 907,25	5 103,54	5 307,68
	Shop 8	68,2	31 849,83	31 849,83	33 123,82	34 448,77
	Outdoor Advert Site	41,18	15 526,76	15 526,76	16 147,83	16 793,74

1C.174

16 Wolmarans (283)						
	Shop 01		6 279,05	6 279,05	6 530,21	6 791,42
	Shop 03		6 444,59	6 444,59	6 702,37	6 970,47
	Shop 04		5 441,08	5 441,08	5 658,72	5 885,07
	Shop 05		2 728,53	2 728,53	2 837,67	2 951,18
AA House Retail		Rate m2				
	Shop 1	221,6 5	11 713,19	11 713,19	12 181,72	12 668,99
	Shop 2	211,8	18 480,91	18 480,91	19 220,15	19 988,96
	Shop 3	211,8	22 125,04	22 125,04	23 010,04	23 930,44
	Shop 4	211,8	22 125,04	22 125,04	23 010,04	23 930,44
	Shop 5	211,8	27 330,94	27 330,94	28 424,17	29 561,14
	Shop 6	211,8	15 617,67	15 617,67	16 242,38	16 892,07
	Shop 7	211,8	27 591,22	27 591,22	28 694,87	29 842,66
	Shop 8	211,8	20 042,68	20 042,68	20 844,38	21 678,16
	Shop 9	211,8	20 042,68	20 042,68	20 844,38	21 678,16
	Shop 10	211,8	26 029,46	26 029,46	27 070,64	28 153,46
	Shop 11	211,8	24 845,12	24 845,12	25 838,92	26 872,48

AMENDMENT OF FARES FOR METROPOLITAN BUS SERVICES

2021/2022 METROBUS FARES							
In terms of section 10G(7) e of the local Government TransitionAct , 209 of 93, amended, It is hereby notified that the city of Johannesburg has determoned the Bus Fares in terms of section 11 (3) of the Municipal Systems Act, 32 of 2000,read with section 84 (1) (p) of the Local Government: Municipal Structures Act, 177 of 1998 for the use of Municipal Buses, with effect from 01 July 2021							
FARES FOR ADULTS							
STAGE NO.	CASH FARE	STORED VALUE	52 TRIP MONTHLY	44 TRIP MONTHLY	14 TRIP WEEKLY	12 TRIP WEEKLY	10 TRIP WEEKLY
1	R 13,50	R 12,60	R 524,10	R 443,40	R 141,10	R 121,00	R 100,90
2	R 15,90	R 14,80	R 616,30	R 521,50	R 165,90	R 142,30	R 118,50
3	R 19,00	R 17,80	R 742,50	R 628,20	R 199,80	R 171,30	R 142,80
4	R 23,00	R 21,50	R 892,80	R 755,60	R 240,40	R 206,10	R 171,70
5	R 26,50	R 24,30	R 1 033,50	R 874,60	R 278,40	R 238,50	R 198,70
6	R 29,00	R 26,20	R 1 116,10	R 944,30	R 300,50	R 257,60	R 213,60
7	R 31,30	R 28,40	R 1 218,00	R 1 030,60	R 327,90	R 281,10	R 234,30
8	R 33,60	R 30,90	R 1 310,20	R 1 108,60	R 352,70	R 302,40	R 252,00
FARES FOR SCHOLARS IN UNIFORM							
			130 Trip Term	44 Trip	10 Trip		
1	R 9,80	R 8,90	R 946,30	R 320,30	R 72,80		
2	R 11,30	R 10,00	R 1 104,10	R 373,60	R 84,90		
3	R 13,10	R 12,40	R 1 286,00	R 435,20	R 99,00		
4	R 16,30	R 14,90	R 1 693,10	R 538,00	R 122,20		
5	R 18,70	R 16,90		R 616,00	R 140,00		
6	R 19,90	R 18,50		R 657,10	R 149,40		
7	R 21,80	R 19,70		R 722,70	R 164,30		
8	R 23,30	R 20,40		R 767,90	R 174,40		
FARES FOR PENSIONERS							
1	R 4,00	R 3,60	R215.20 FOR 200 TRIPS VALID FOR 1 YEAR IRRESPECTIVE OF THE NUMBER OF ZONES TRAVELLED. CONDITIONS APPLICABLE - PROOF OF ID THAT YOU ARE OVER 60 YEARS				
2	R 5,50	R 5,40					
3	R 7,10	R 6,60					
4	R 8,90	R 8,30					
5	R 10,10	R 9,60					
6	R 12,20	R 10,60					
7	R 13,40	R 12,60					
8	R 14,80	R 13,60					
FARES FOR PERSONS WITH DISABILITIES							
1	R 9,30	R 8,50	R431.50 FOR 100 TRIPS FOR VALID 6 MONTHS IRRESPECTIVE OF THE NUMBER OF ZONES TRAVELLED. CONDITIONS APPLICABLE - DOCTOR'S PROOF OF DISABILITY LETTER AND ID COPY.				
2	R 10,30	R 9,60					
3	R 12,70	R 11,90					
4	R 15,30	R 13,90					
5	R 17,80	R 15,90					
6	R 19,00	R 17,80					
7	R 21,00	R 18,90					
8	R 22,00	R 20,10					
FARES FOR CHILDREN BETWEEN THE AGES OF 3 AND 12 YEARS OLD							
1	R 9,80	R 8,90					
2	R 11,30	R 10,00					
3	R 13,10	R 12,40					
4	R 16,30	R 14,90					
5	R 18,70	R 16,90					
6	R 19,90	R 18,50					
7	R 21,80	R 19,70					
8	R 23,40	R 21,60					
COST OF SMART CARD R 80.30							
CITY MANAGER,							
CITY OF JOHANNESBURG							

AMENDMENT OF TARIFF OF CHARGES FOR REA VAYA BRT FARES

In terms of Sections 17(3)(a)(ii) and 22(a)(i) and (ii) of the Local Government: Municipal Finance Management Act, 2003 (Act 56 of 2003) and Sections 21(1) and (3), 21A and 75A(3) and (4) of the Local Government: Municipal Systems Act, 2000 (Act 32 of 2000) as amended, it is hereby notified that the City of Johannesburg has, in terms of Sections 11(3)(i) and 75A(1) and (2) of the Local Government: Municipal Systems Act, 2000 (Act 32 of 2000) as amended, read with Section 24(2)(c)(ii) of the Local Government: Municipal Financial Management Act, 2003 (Act 56 of 2003), amended its Tariff of Charges for Rea Vaya BRT Fares with effect on 1 July 2021

It is proposed that the Rea Vaya tariffs be increased by 6% for the 2021/2022 financial year as it will strive to achieve an optimum balance between operational sustainability and user affordability.

Proposed 2021/22 non-frequent user fares

Rea Vaya Journey Length	2021/22 Proposed Fares	
	Peak Fares	Off Peak Fares
Less than 5km (Minimum Fare)	R9.00	R8.00
More than 5km but less than and equals to 10km	R11.00	R10.00
More than 10km but less than and equals to 15km	R13.50	R12.00
More than 15km but less than and equals to 25km	R16.00	R14.00
More the 25km but less than 35km	R17.00	R15.00
More than 35km (Maximum fare)	R18.00	R16.00
Penalty Fees	R60.00	R60.00
Penalty fees from inspection	R110.00	R110.00

Proposed 2021/22 fare media fees

Type of card	Fee
Occasional users – one trip card	R25.00
Events occasional users – two trip card	R50.00
EMV card (new/replacement)	R35.00

1C.177

Proposed 2021/22 Rea Vaya Travel Bonus Points

Rea Vaya Passenger Load Values	Additional Bonus	Additional Bonus Value
From R10 – R50	0	R0
From R51 – R100	5%	From R2.60 – R5.00
From R101 – R200	7.50%	From R7.60 – R15.00
From R201 – R300	10%	From R20.10 – R30.00
From R301 – R700	12.50%	From R37.60 – R87.50

AMENDMENT OF TARIFF OF CHARGES FOR ENVIRONMENTAL HEALTH CHARGES

In terms of Sections 17(3)(a)(ii) and 22(a)(i) and (ii) of the Local Government : Municipal Finance Management Act, 2003, (Act 56 of 2003) and Sections 21, 21A (1) and 75A(3)(a)(b) and (c) of the Local Government Municipal Systems Act, 2000 (Act 32 of 2000) as amended, it is hereby notified that the City of Johannesburg has in terms of Sections 11(3)(i) and 75A(1) and (2) of the Local Government: Municipal Systems Act 2000 (Act 32 of 2000), as amended, read with Section 24(2)(c)(ii) of the Local Government : Municipal Finance Management Act, 2003 (Act 56 of 2003), amended its Tariffs of Charges for Environmental Health Services with effect from 1 July 2021.

The following charges shall be effective from 1 July 2021.

Service	Recommended Tariff
1 Application to conduct a business of:	R
(a) Food from a fixed premises	910.00
(b) Vending Food	296.00
(c) Escort agencies, night clubs, massage parlours and adult clubs	4,575.00
(d) Other licences in terms of Schedule 1 of the Act	920.00
2 Issuing of a duplicate licence	163.00
3 The provision of reasons by the Licensing Authority	296.00

1C.179

Service	Recommended Tariff
4 Amendment of a License issued	163.00
5 Amendment of a condition on the endorsements to an issued licence	211.00
6 Copies of a document per page (A4)	2.20
7 Re-inspection of a food premises for the removal of a prohibition	1,464.00
8 Issuing of an export certificate for foodstuffs	1,464.00
9 Sampling and analysis of Bore-holes intended for human consumption	1,464.00
10 Sampling and analysis of a communal swimming pool	580.00
11 Issuing of a permit for a service to remove human excrement	1,238.00
12 Issuing of a permit for the installation of a sewer works	1,238.00
13 Issuing of a permit for the conducting of an offensive trade	1,238.00
14 Issuing of a permit for the conducting of a hairdressing, beauty and/or cosmetology service	1,238.00
15 Issuing of a permit for the conducting of an informal hairdressing, beauty and/or cosmetology service	296.00
16 Issuing of a permit to conduct an accommodation establishment	1,512.00
17 Issuing of a permit to conduct a nursing home used for maternity, medical and surgical purposes	3,763.00
18 Issuing of a permit to conduct a child care service	895.00
19 Issuing of a permit for the keeping of poultry	895.00

1C.180

Service	Recommended Tariff
20 Issuing of a permit for the keeping of rabbits	895.00
21 Issuing of a permit to conduct a dog kennel or cattery	895.00
22 Issuing of a permit to keep a dangerous animal	895.00
23 Issuing of a permit to keep bees	895.00
24 Issuing of a permit to conduct a Children's Home	895.00
25 Impoundment of Cattle, Horses, Mules, Donkeys and other large Animals	351.00
26 Impoundment of Dogs, cats and other small pets	187.00
27 Impoundment of Goats, Sheep and other similar sized Animals	278.00
28 Impoundment of Pigs	225.00
29 Impoundment of Poultry	145.00
30 Impoundment of Wild Animals	345.00
31 Daily Holding Tariff for Cattle, Horses, Mules, Donkeys and other large Animals	133.00
32 Daily Holding Tariff for Dogs, Cats and other small Pets	103.00
33 Daily Holding Tariff for Goats, Sheep and other similar sized Animals	103.00
34 Daily Holding Tariff for Pigs	103.00
35 Daily Holding Tariff for Poultry	85.00
36 Daily Holding Tariff for Wild Animals	145.00
37 Issuing of Destruction of Food Certificates	895.00
38 Vacant properties – Per transaction after referral to contractor for cleaning where owner has failed to adhere to notice.	1,216.00
39 Erection of "no dumping" signs	3,594.00
40 Issuing of a permit to keep dogs	895.00
41 Issuing of a permit to keep cats	895.00
42 Issuing of a permit to introduce Milk and/or Milk products into the Municipal area for human consumption	895.00

1C.181

43 Cutting of grass, undergrowth, weeds, and/ or vegetation to a maximum height of 150mm above ground level per m2, which shall include the shredding of grass to the satisfaction of the Council	1.00 per m2
44 Cutting of reeds to a maximum height of 150mm above ground level per m2, which shall include the shredding or removal thereof to the satisfaction of the Council.	9.40 per m2
45 Pruning of a tree, which shall include the removal of the resultant spoils to the satisfaction of the Council.	629.00 per tree
46 Cutting of a tree to ground level, which shall include the removal of the resultant spoils to the satisfaction of the Council.	7,643.00 per tree
47 Cutting of shrubs to ground level, which shall include the removal of the resultant spoils to the satisfaction of the Council.	151.00 per shrub
48 Removal of waste material to the satisfaction of the Council per 1000 kg or part thereof	550.00 per 1000 kg or part thereof
<p>49 Cutting of grass, undergrowth, weeds, and/ or vegetation to a maximum height of 150mm above ground level, which shall include the shredding of grass and the removal of waste material to the satisfaction of the Council at vacant stands as indicated below:</p> <p>Property size of 0 – 499m2 including up to 2000kg waste</p> <p>Property size of 500 – 999m2 including up to 2000kg waste</p> <p>Property size of 1000 – 1999m2 including up to 2000kg waste</p> <p>Property size of 2000 – 2999m2 including up to 2000kg waste</p> <p>Property size of 3000 – 4000m2 including up to 2000kg waste</p> <p>Removal of waste in excess of 2000Kg on any of the above properties to be done on quotation basis ito Item 48 above.</p> <p>Properties exceeding 4000m2 to be cleaned ito Items 43 and 48 above</p>	<p>1,615</p> <p>2, 143</p> <p>3, 170</p> <p>4, 181</p> <p>5, 259</p>

ANNEXURE 15

AMENDMENT OF TARIFF OF CHARGES FOR THE ISSUING OF CERTIFICATES AND SUPPLY OF INFORMATION: VALUATION SERVICES

In terms of Sections 17(3)a(ii) and 22(a)(i) and (ii) of the Local Government: municipal Finance Management Act, 2003 (Act 56 of 2003) and the Sections 21(1) and 3(), 21a and 75a(3) and (4) of the Local Government: Systems Act 2000 (Act 32 of 2000) as amended it is hereby notified that the City of Johannesburg has, in terms of 11(3)(i) and 75A(1) and (2) of the Local Government: Municipal Systems Act 2000 (Act 32 of 2000) as amended, read with section 24(2)(c)(ii) of the Local Government: Municipal Finance Management Act, 2003 (Act 56 of 2003), as amended. its Tariff of Charges for the Issuing of Certificates and the Furnishing of Information: Valuation Services as set out in Annexure A to the report, with effect from 1 July 2021.

	TYPE OF INFORMATION	TARIFFS 2020/2021	PROPOSED TARIFFS 2021/2022
a)	Certificate stating the municipal valuation of a property	R 45.50 per stand or part thereof	R 46.41 per stand or part thereof
b)	Extract per township	R2.04 per entry	R2.08 per entry
c)	Sale of property register on compact disk	R 6,999.88	R 6,999.88
d)	Sale of a portion of the property register on compact disk.	A standard fee of R 192.19 plus 48c per entry	A standard fee of R 196.03 plus 49c per entry
e)	Written reasons Municipal Valuers Decisions	A standard fee of R 442.63	A standard fee of R 451.48

DELIVERY OF “PRE” TERMINATION NOTICE

In terms of Sections 17(3)a(ii) and 22(a)(i) and (ii) of the Local Government : Municipal Finance Management Act, 2003 (Act 56 of 2003) read with Sections 21 and, 21A(1) and (2) of the Local Government : Systems Act 2000 (act 32 of 2000) as amended; and also in terms of 11(3)(i) and 75A(1) and (2) of the Local Government : Municipal Systems Act 2000 (Act 32 of 2000) as amended, read with section 16 of the Local Government: Municipal Finance Management Act, 2003 (Act 56 of 2003), as amended it is hereby notified that the City of Johannesburg declares its intention to amend its fees for a pre-termination notice with effect from 1 July 2021.

The following tariffs shall be effective from 1 July 2021:

Fees payable in respect of the delivery of the “pre” termination notice	R200.08 (Excl. VAT) R331.29 (Incl. VAT)
---	--

DELIVERY OF A FINAL NOTICE

In terms of Sections 17(3)a(ii) and 22(a)(i) and (ii) of the Local Government : Municipal Finance Management Act, 2003 (Act 56 of 2003) read with Sections 21 and, 21A(1) and (2) of the Local Government : Systems Act 2000 (act 32 of 2000) as amended; and also in terms of 11(3)(i) and 75A(1) and (2) of the Local Government : Municipal Systems Act 2000 (Act 32 of 2000) as amended, read with section 16 of the Local Government : Municipal Finance Management Act, 2003 (Act 56 of 2003), as amended it is hereby notified that the City of Johannesburg declares its intention to amend its fees for a final notice with effect from 1 July 2021.

The following tariffs shall be effective from 1 July 2021:

Fees payable in respect of the delivery of the Final notice	R 202.52 (Incl. VAT)
---	----------------------

AMENDMENT OF TARIFF OF CHARGES FOR DISHONOURED PAYMENTS

In terms of Sections 17(3)a(ii) and 22(a)(i) and (ii) of the Local Government : Municipal Finance Management Act, 2003 (Act 56 of 2003) read with Sections 21 and, 21A(1) and (2) of the Local Government : Systems Act 2000 (act 32 of 2000) as amended; and also in terms of 11(3)(i) and 75A(1) and (2) of the Local Government : Municipal Systems Act 2000 (Act 32 of 2000) as amended, read with section 16 of the Local Government : Municipal Finance Management Act, 2003 (Act 56 of 2003), as amended it is hereby notified that the City of Johannesburg declares its intention to amend its Tariff of Charges for Dishonoured Payments with effect from 1 July 2021.

The following tariffs shall be effective from 1 July 2021:

Fees Payable in respect of any dishonoured bank payments (Debit Order)	R361.47 (Excl. VAT) per transaction R415.69 (Incl. VAT) per transaction
---	--

AMENDMENT OF TARIFF OF CHARGES FOR CLEARANCE CERTIFICATES

In terms of Sections 17(3)a(ii) and 22(a)(i) and (ii) of the Local Government : Municipal Finance Management Act, 2003 (Act 56 of 2003) read with Sections 21 and, 21A(1) and (2) of the Local Government : Systems Act 2000 (act 32 of 2000) as amended; and also in terms of 11(3)(i) and 75A(1) and (2) of the Local Government : Municipal Systems Act 2000 (Act 32 of 2000) as amended, read with section 16 of the Local Government : Municipal Finance Management Act, 2003 (Act 56 of 2003), as amended it is hereby notified that the City of Johannesburg declares its intention to amend its fees for a Clearance and Certificate administration fee with effect from 1 July 2021.

The following tariffs shall be effective from 1 July 2021:

Fees Payable in respect of Clearance admin and certificate fees.	<p>A manual clearance figure application fee of R174.29 (Excl. VAT) or R200.43 (Incl. VAT) and R 88.13 (Excl. VAT) or R101.35 (Incl. VAT) for manual printing for the clearance certificate</p> <p>Electronic figure application fee of R45.79 (Excl. VAT) or R52.66 (Incl. VAT) and R30.46 (Excl. VAT) or R35.02 (Incl. VAT) electronic printing for the certificate.</p>
--	--

AMENDMENT OF TARIFF OF CHARGES FOR THE ISSUING OF CERTIFICATES AND FURNISHING OF INFORMATION BY THE COJ LEGISLATURE


The following tariffs shall be effective from 1 July 2021:

No	Certificate or Information Needed	Tariff 2020	Increase 4.3%	New Tariff 2021
1	A complete copy of an agenda of one meeting of the Planning Committee (Former Town Planning Tribunal)	R9,45	R0,41	R9,86
2	A complete copy of the minutes of proceedings of one meeting of the Planning Committee (former Town Planning Tribunal)	R3,24	R0,14	R3,38
3	A complete set of agendas of the Planning Committee (former Town Planning Tribunal) for one Calendar Year	R229,06	R9,85	R238,91
4	A complete set of the minutes of proceedings of the Planning Committee (Former Town Planning Tribunal) for one calendar year	R78,37	R3,37	R81,74
5	For each folio containing an extract from the agenda and minutes of the proceedings of the Planning Committee (former Town Planning Tribunal)	R15,59	R0,67	R16,26
6	For each A4 copy or folio containing an extract from an agenda or minutes of the Council of the Mayoral Committee or any other committees of the Council or from any other document or containing any other information	R1,52	R0,07	R1,59

1C.188

No	Certificate or Information Needed	Tariff 2020	Increase 4.3%	New Tariff 2021
7	A complete copy of an agenda of one meeting of a Section 79	R3,64	R0,16	R3,80
8	A copy of the minutes of proceedings of one meeting of Section 79 Committee	R1,74	R0,07	R1,81
9	A complete set of agendas of any Section 79 for one calendar year	R43,40	R1,87	R45,27
10	A complete set of the minutes of proceedings of a Section 79 Committee for one calendar year	R21,86	R0,94	R22,80
11	Mayoral Committee agenda per set	R9,54	R0,41	R9,95
12	Mayoral Committee minutes per set	R3,30	R0,14	R3,44
13	Complete individual copies and agenda of Council meetings	R4,82	R0,21	R5,03
14	Complete individual copies of minutes of proceedings of Council meetings	R21,40	R0,92	R22,32
15	Complete set of agenda and minutes of proceedings of Council	R21,40	R0,92	R22,32
16	Extract from agenda and minutes of proceedings of the Council – for every folio or part thereof	R73,63	R3,17	R76,80
17	For any set of By-laws amendment thereto, per folio	R3,80	R0,16	R3,96

AMENDMENT OF TARIFF OF CHARGES FOR LIBRARY AND INFORMATION SERVICES; ARTS, CULTURE AND HERITAGE SERVICES; SPORT FACILITIES, RECREATION CENTRES AND SWIMMING POOLS.

SCHEDULE OF CHARGES : ANNEXURE A						
	COMMUNITY DEVELOPMENT LIBRARY AND INFORMATION SERVICES					
			2020-21 (ZAR)	2021-22 (ZAR)	2022-23 (ZAR)	2023-24 (ZAR)
1	MEMBERSHIP CHARGES					
1.1	ELECTRONIC USER SERVICES Any person who wishes to ONLY use the electronic services/resources of the Library ; This user category may not borrow any library materials.		Free	Free	Free	Free
1.2	BASIC LENDING SERVICES					
1.2.1	RESIDENTS Any person who resides in or is employed in or attends school within the City of Johannesburg. (Adults, Senior Citizens & Students: Maximum of 4 books/single music scores of which a maximum of 2 single music scores may be included. Children, Teenagers & Young Adults: Maximum of 3 books)					
	Adults (18-59 years of age)		Free	Free	Free	Free
	Senior citizens (including pensioners) (60 years and older) and Disabled persons		Free	Free	Free	Free
	Students (18 years and older, attending a tertiary educational institution)		Free	Free	Free	Free
	Children (Under 13 years of age)		Free	Free	Free	Free
	Teenagers & Young Adults (13-17 years of age)		Free	Free	Free	Free
1.2.2	NON-RESIDENTS Any person who is not resident in or employed in or studying within the City of Johannesburg (Annual tariff. Maximum of 4 books only)					
	Adults (18-59 years of age)		181	189	197	206
	Senior citizens (including pensioners) (60 years and older) and Disabled persons		174	181	189	198
1.2.3	VISITORS Any person who is residing, working or studying within the City of Johannesburg for a period not exceeding 12 months. (Annual tariff per book. Maximum of 2 books only)					
	Adults (18-59 years of age) per book		300	313	326	341
	Children (Under 13 years of age) per book		180	188	196	205
	Teenagers or Young Adults (13-17 years of age) per book		180	188	196	205
	Students (18 years and older, attending a tertiary or pre-tertiary educational institution)		180	188	196	205
	Senior citizens (including pensioners) (60 years and older) and Disabled persons		23	24	25	26
1.2.4	ORGANISATIONS (Annual tariff. Maximum of 10 books/single music scores)					
	Profit (commercial) organisations		909	948	990	1 034
	Non-profit (including professional) organisations		Free	Free	Free	Free
	Schools (per class)		Free	Free	Free	Free

1C.190


1.3	VALUE-ADDED SERVICES				
1.3.1	ADDITIONAL LIBRARY MATERIAL This value-added service is only available for Residents ; It is not available for Organisations, Non-residents and Visitors. (Annual tariff. Maximum of 2 additional items)				
	RESIDENTS				
	Adults (18-59 years of age): Additional 2 books/single music scores	60	63	65	68
	Senior citizens (including pensioners)(60 years and older) and Disabled persons: Additional 2 books/single music scores				
	Children (Under 13 years of age) and Young adults (13-17 years of age): Additional 2 books	60	63	65	68
1.3.2	AUDIOVISUAL MATERIALS / STUDENT SERVICES This service is available for Residents and Organisations only ; It is not available for Non-residents and Visitors. (Annual tariff. Maximum of 3 audiovisual items)				
1.3.2.1	RESIDENTS				
	Adults (18-59 years of age):	180	188	196	205
	Students (18 years and older, attending a tertiary educational institution)	180	188	196	205
	Senior citizens (including pensioners) (60 years and older) and disabled persons	87	91	95	99
1.3.2.2	ORGANISATIONS (Annual tariff. Maximum of 3 audiovisual items)				
	Profit (commercial) organisations	909	948	990	1 034
	Non-profit (including professional) organisations	305	318	332	347
	Schools	305	318	332	347
1.3.3	ORCHESTRAL MUSIC AND BULK VOCAL SCORES (Annual tariff plus separate handling fee per set. Maximum of 4 sets of bulk vocal scores and 6 orchestral sets)				
	Profit (commercial) organisations	1 110	1 158	1 209	1 263
	Non-profit (including professional) organizations	381	397	415	433
	Schools	381	397	415	433
	Handling fee (per orchestral set / bulk vocal title set)	479	499	521	545
	Handling fee (per orchestral set / bulk vocal title set) – Non-profit organisations and Schools	302	315	329	344
1.3.4	CUSTOMISED INFORMATION PACKAGES (Tariff applicable to type of package ; Any printing or photocopying will incur additional charges at the scheduled tariff)				
1.3.4.1	Standard Information pack e.g. simple research / compilation of information	100	104	109	114
1.3.4.2	Advanced Research Pack e.g. Research using multiple sources from Special Collections, tracking information	300	313	327	341
1.3.5	LITERACY SERVICES TO SMALL BUSINESSES				
	Level 1 (per person)	592	618	645	674
	Level 2 (per person)	498	519	542	566
	Level 3 (per person)	396	413	431	450
	Level 4 (per person)	299	312	325	340
2	LIBRARY MATERIAL CHARGES				

1C.191

2	LIBRARY MATERIAL CHARGES				
2.1	OVERDUE ITEMS				
	Per item per week or part thereof (Up to a maximum per item)	6 48	7 50	7 52	7 55
2.2	RESERVATIONS				
	Per title in advance (non-refundable)	10	10	11	11
2.3	INTER-LIBRARY LOANS				
	Per request in advance (non-refundable)				
	PLUS reservation fee per title in advance (non-refundable)	18	19	19	20
3	LIBRARY MATERIAL LOST OR DAMAGED				
3.1	LOST LIBRARY MATERIAL (Purchase price for library material plus administrative charge)	As per Tariff Schedule Annexure B	As per Tariff Schedule Annexure B	As per Tariff Schedule Annexure B	As per Tariff Schedule Annexure B
3.2	DAMAGED LIBRARY MATERIAL				
	Binders charge per book	81	84	88	92
	Other minor damage	33	34	36	37
	Irreparable damage (Price for substitute / replacement copy)	As per Tariff Schedule Annexure B	As per Tariff Schedule Annexure B	As per Tariff Schedule Annexure B	As per Tariff Schedule Annexure B
3.3	LIBRARY MEMBERSHIP CARD (non-refundable)	37	38	40	42
3.4	BAGGAGE COUNTER TOKENS	37	38	40	42
3.5	LOCKER KEYS	37	38	40	42
4	PHOTOCOPY / PRINTING CHARGES				
4.1	A4 COPIES				
4.1.1	A4 grey scale copies per page	1	1	1	1
4.1.2	A4 colour copies per page	7	8	8	8
4.2	A3 COPIES				
4.2.1	A3 grey scale copies per page	2	2	2	2
4.2.2	A3 colour copies per page	14	16	16	16
4.3	PC PRINTOUT COPIES PER PAGE				
4.3.1	Text only (grey scale)	1	1	1	1
4.3.2	Text and graphics (grey scale)	2	2	2	2
4.3.3	Colour	15	15	16	17
4.4	MICROFORM READER COPIES PER PAGE	6	7	7	7
5	SCANNED DOCUMENTS Scanning to user-supplied memory device (Service available at selected libraries)	Free	Free	Free	Free
6	PHOTOGRAPHING OF LIBRARY MATERIALS (Charges per hour or part thereof)				
6.1	Professional photographers (Charges per hour or part thereof)	476	496	518	541
6.2	Research workers (Charges per hour or part thereof)	170	178	186	194
7	HIRING OF AUDITORIUM / THEATRE (Use restricted to normal library hours and activities relating to library services, educational support, cultural enrichment and constructive leisure and recreation) (Charges per 6-hour period or part thereof)				
7.1	Organisations supporting or promoting library activities and services	Free	Free	Free	Free
7.2	Profit (commercial) organisations	7 405	7 723	8 063	8 426
	Plus Refundable deposit for venue hire	1 500	1 565	1 633	1 707
	Hire of audiovisual equipment	1 000	1 043	1 089	1 138
	Plus Refundable deposit for Hire of audiovisual equipment	1 000	1 043	1 089	1 138
7.3	Non-profit organisations	3 702	3 861	4 031	4 212
	Plus Refundable deposit for venue hire	1 500	1 565	1 633	1 707
	Hire of audiovisual equipment	500	522	544	569
	Plus Refundable deposit for Hire of audiovisual equipment	500	522	544	569

1C.192

8	HIRING OF LECTURE / TRAINING ROOM (Use restricted to normal library hours and activities relating to library services, educational support, cultural enrichment and constructive leisure and recreation) (Charges per 6-hour period or part thereof)				
8.1	Organisations supporting or promoting library activities and services	Free	Free	Free	Free
8.2	Profit (commercial) organisations	842	878	916	958
	Plus Refundable deposit for venue hire	500	522	544	569
	Hire of audiovisual equipment	1 000	1 043	1 089	1 138
	Plus Refundable deposit for Hire of audiovisual equipment	1 000	1 043	1 089	1 138
8.3	Non-profit (including professional) organisations	560	584	609	637
	Plus Refundable deposit for venue hire	500	522	544	569
	Hire of audiovisual equipment	700	730	762	796
	Plus Refundable deposit for Hire of audiovisual equipment	500	522	544	569
9	HIRING OF ACTIVITY ROOM / LIBRARY SPACE (Use restricted to normal library hours and activities relating to library services, educational support, cultural enrichment and constructive leisure and recreation) (Charges per 6-hour period or part thereof)				
9.1	Organisations supporting or promoting library activities and services	Free	Free	Free	Free
9.2	Profit (commercial) organisations	96	100	104	109
9.3	Non-profit (including professional) organisations	52	54	56	59
10	USE OF KITCHEN IN CONJUNCTION WITH LIBRARY PUBLIC SPACE				
10.1	Per occasion	159	166	173	181
11	HIRING OF LIBRARY SPACE FOR EXHIBITIONS (Use restricted to normal library hours and activities relating to library services, educational support, cultural enrichment and constructive leisure and recreation) (Charges per day or part thereof unless otherwise specified)				
11.1	Profit (commercial) organisations	1 593	1 661	1 734	1 812
11.2	Non-profit (including professional) organisations	159	166	173	181
11.3	Profit (commercial) organisations (JCL and Sandton)	3 702	3 861	4 031	4 212
11.4	Non-profit (including professional) organisations (JCL and Sandton)	371	387	404	423
11.5	Development projects (e.g. emerging artists, student exhibitions)	Free	Free	Free	Free
12	HIRING OF LIBRARY SPACE FOR EDUCATIONAL FILMING AND PHOTOGRAPHY (Use restricted to a maximum of 2 hours within normal library hours and only for activities relating to library services or educational support. Filming and photography must not obstruct nor impede normal library usage, services or functions) (Charges per 2-hour period or part thereof)				
12.1	Profit (commercial) organisations	17 094	17 829	18 613	19 451
12.2	Educational institutions	970	1 012	1 056	1 104
12.3	Photography of library building for profit-making purposes	450	470	490	512
13	USE OF LIBRARY SPACE FOR NON-COMMERCIAL FILMING (Use restricted to a maximum of 2 hours within normal library hours and only for activities relating to library services or educational support. Filming and photography must not obstruct nor impede normal library usage, services or functions). Approval to be obtained from Director: Library and Information Services.	Free	Free	Free	Free
14	COMPUTER USE	Free	Free	Free	Free

SCHEDULE OF CHARGES : ANNEXURE B					
	COMMUNITY DEVELOPMENT LIBRARY AND INFORMATION SERVICES				
		2020-21 (ZAR)	2021-22 (ZAR)	2022-23 (ZAR)	2023-24 (ZAR)
1	Easy reading for adults (ERA)				
	Hardcover	83	87	90	95
	Paperback	60	63	65	68
2	African languages				
	Hardcover	114	119	124	129
	Paperback	114	119	124	129
3	Romances and similar categories such as Westerns				
	Hardcover	160	167	174	182
	Paperback	160	167	174	182
4	English Young Adults (YA) ; English children's story books ; Afrikaans Young Adults (AT) ; Afrikaans children's story books ; Foreign language books				
	Hardcover	202	211	220	230
	Paperback	113	117	123	128
5	Picture books				
	Hardcover	260	271	283	296
	Paperback	197	205	214	224
6	Junior Non fiction				
	Hardcover	381	397	415	433
	Paperback	224	234	244	255
7	Afrikaans fiction				
	Hardcover	202	211	220	230
	Paperback	166	173	181	189
8	Afrikaans Non fiction				
	Hardcover	421	439	458	479
	Paperback	276	287	300	314
9	Afrikaans Large Prints				
	Hardcover	260	271	283	296
	Paperback	197	205	214	224
10	English fiction				
	Hardcover	421	439	458	479
	Paperback	276	287	300	314
11	English Non fiction				
	Hardcover	590	616	643	672
	Paperback	404	421	440	460
12	English Large print				
	Hardcover	477	497	519	542
	Paperback	335	349	364	381
13	Reference books (or price for substitute copy)				
	Hardcover	945	985	1 029	1 075
	Paperback	876	914	954	997
14	Student services: Reference works on loan from tertiary institutions or purchased and available for student use. (or price for substitute copy if available in print)				
	Hardcover	871	909	948	991
	Paperback	822	857	895	935
15	Audio Cassettes	As per CDs	As per CDs	As per CDs	As per CDs
16	Language course cassettes (per cassette)	260	271	283	296

1C.194

17	CDs				
17.1	CD: Single	378	394	411	430
17.2	CD: Double	491	512	535	559
17.3	CD: Double and text	983	1 025	1 070	1 118
17.4	CD: Triple with or without text	1 477	1 541	1 608	1 681
18	Audio books OR Per cassette	1 488 318	1 551 331	1 620 346	1 693 362
19	Videos	As per DVDs	As per DVDs	As per DVDs	As per DVDs
20	DVD(s)	686	205	214	224
21	Records (no longer available to be replaced with CDs)	As per CDs	As per CDs	As per CDs	As per CDs
22	Art/Rare books (or price for substitute copy if available in print)	1 322	1 379	1 440	1 505
23	Music (orchestral and vocal scores as well as printed music)	Charges / replacement at discretion of the Music Librarian	Charges / replacement at discretion of the Music Librarian	Charges / replacement at discretion of the Music Librarian	Charges / replacement at discretion of the Music Librarian
24	CD-Rom(s)	Price per substitute CD- Rom(s)	Price per substitute CD- Rom(s)	Price per substitute CD- Rom(s)	Price per substitute CD- Rom(s)
25	Periodicals				
25.1	National	Replacement cost	Replacement cost	Replacement cost	Replacement cost
25.2	International	Replacement cost	Replacement cost	Replacement cost	Replacement cost
26	Posters	94	98	102	107
27	Books with CD Rom	Replacement cost of entire item	Replacement cost of entire item	Replacement cost of entire item	Replacement cost of entire item
28	Books with stiffy disks	Replacement cost of entire item	Replacement cost of entire item	Replacement cost of entire item	Replacement cost of entire item
29	Books with CD(s)	Replacement cost of entire item	Replacement cost of entire item	Replacement cost of entire item	Replacement cost of entire item

1C.195

SCHEDULE OF CHARGES FOR SWIMMING POOL FACILITIES				
COMMUNITY DEVELOPMENT SPORT AND RECREATION				
	2020-21	2021-22	2022-23	2023-24
	ZAR	ZAR	ZAR	ZAR
NON HEATED: REVENUE SWIMMING POOLS				
Daily Admission: None Heated pools				
Adult (18 years and over)	11	11	11	12
Child (04 to 17 years)	5	5	6	6
Senior Citizens/Pensioners (63 years and over/Pensioner with pension cards)	No Charge	No Charge	No Charge	No Charge
PWD/ Children Homes/shelters	50% of tariff	50% of tariff	50% of tariff	50% of tariff
Season Tickets				
Adult (18 years and over)	266	277	290	303
Child (under 18 years)	77	80	84	87
Senior Citizens/Pensioners (63 years and over/Pensioner with pension cards)	No Charge	No Charge	No Charge	No Charge
PWD/ Children Homes/shelters	50% of Tariff	50% of Tariff	50% of Tariff	50% of Tariff
Season Tickets: Schools (See applicable rules)				
Less than 150 Children	426	445	464	485
150 to 350 Children	784	818	853	892
350 Plus Children	1 274	1 329	1 387	1 450
Season Tickets: Club (Proof of club membership)				
Adult	107	111	116	121
Child	40	42	44	46
Top-up season ticket (from cold to heated pools)	Difference between cold water season ticket and heated season ticket	Difference between cold water season ticket and heated season ticket	Difference between cold water season ticket and heated season ticket	Difference between cold water season ticket and heated season ticket
Professional Coaching/Teaching				
Coaching or Teaching (per month) (7 months summer season)	604	630	658	688
Coaching or Teaching (per season)	4 230	4 412	4 606	4 813
Coaching and Teaching (per month) (7 months summer season)	709	740	772	807
Coaching and Teaching (per season)	4 964	5 177	5 405	5 648
Casual Coaching/Teaching (per lane per hour)	166	173	180	188
Water Aerobics (Clubs Maximum 3 instructors)(Per Month)(7 months summer season)	159	165	173	180
Water Aerobics (Clubs Maximum 3 instructors)(Per Season)	1 110	1 158	1 209	1 263
Swimming Clubs (Club Nights)	Free to club members & accompanying parents	Free to club members & accompanying parents	Free to club members & accompanying parents	Free to club members & accompanying parents
Hire of Pool				
(Swimming Gala's, Competitions and Organized Aquatic events only in line with Community Development Structured Programmes)	Free	Free	Free	Free
Olympic Swimming Pool	1 119	1 168	1 219	1 274
Non Olympic Swimming Pool	586	611	638	666
Others				
Tuck Shops hire (Per Month)	995	1 038	1 083	1 132
Casual Tuck Shop (Per day)	159	166	173	181
Filming for commercial use	16 537	17 248	18 007	18 817
Filming for non-commercial use	4 960	5 173	5 401	5 644
Picnic groups : (per person)	32	34	35	37
Hire of Board Room (2 hour sessions)	247	258	269	282
Learn to Swim/Development programs in partnership with COJ, & International/Provincial Aquatic events. Scorecard Events	No Charge	No Charge	No Charge	No Charge
Refundable Deposit	In line with managing risk	In line with managing risk	In line with managing risk	In line with managing risk

1C.196

Daily Admission: Heated pools				
Adult (18 years and over)	13	14	14	15
Child (04 to 17 years)	7	7	8	8
Senior Citizens/Pensioners (63 years and over/Pensioner with pension cards)	No Charge	No Charge	No Charge	No Charge
PWD/ Children Homes/shelters	50% of Tariff	50% of Tariff	50% of Tariff	50% of Tariff
Season Tickets				
Adult (18 years and over)	389	405	423	442
Child (under 18 years)	188	196	205	214
Senior Citizens/Pensioners (63 years and over/Pensioner with pension cards)	No Charge	No Charge	No Charge	No Charge
PWD/ Children Homes/shelters	50% of Tariff	50% of Tariff	50% of Tariff	50% of Tariff
Season Tickets: Schools (See applicable rules)				
Less than 150 Children	795	829	866	905
150 to 350 Children	1 358	1 417	1 479	1 545
350 Plus Children	2 186	2 280	2 380	2 487
Season Tickets: Club (Proof of club membership)				
Adult	173	181	188	197
Child	92	95	100	104
Top-up season ticket (from cold to heated pools)	Difference between cold water season ticket and heated season ticket	Difference between cold water season ticket and heated season ticket	Difference between cold water season ticket and heated season ticket	Difference between cold water season ticket and heated season ticket
Professional Coaching/Teaching				
Coaching or Teaching (per month) (7 months summer season)	604	630	658	688
Coaching or Teaching (per month) (5 months winter season)	846	882	921	963
Coaching or Teaching (per season)	4 230	4 412	4 606	4 813
Coaching and Teaching (per month) (7 months summer season)	709	740	772	807
Coaching and Teaching (per month) (5 months winter season)	993	1 035	1 081	1 130
Coaching and Teaching (per season)	4 964	5 177	5 405	5 648
Casual Coaching/Teaching (per lane per hour)	166	173	180	188
Water Aerobics (Clubs Maximum 3 instructors)(Per Month)(7 months summer season)	159	165	173	180
Water Aerobics (Clubs Maximum 3 instructors)(Per Month)(5 months winter season)	222	232	242	253
Water Aerobics (Clubs Maximum 3 instructors)(Per Season)	1 110	1 158	1 209	1 263
Swimming Clubs (Club Nights)	Free to club members & accompanying parents	Free to club members & accompanying parents	Free to club members & accompanying parents	Free to club members & accompanying parents
Hire of Pool				
(Swimming Gala's, Competitions and Organized Aquatic events only in line with Community Development Structured Programmes)	Free	Free	Free	Free
Olympic Swimming Pool	2 479	2 586	2 700	2 821
Non Olympic Swimming Pool	1 323	1 380	1 441	1 506
Others				
Tuck Shops hire (Per Month)	995	1 038	1 083	1 132
Casual Tuck Shop (Per day)	159	166	173	181
Filming for commercial use	16 537	17 248	18 007	18 817
Filming for non-commercial use	4 960	5 173	5 401	5 644
Picnic groups : (per person)	32	34	35	37
Hire of Board Room (2 hour sessions)	248	258	270	282
Learn to Swim/Development programs in partnership with COJ, & International/Provincial Aquatic events. Scorecard Events	No Charge	No Charge	No Charge	No Charge
Refundable Deposit	In line with managing risk	In line with managing risk	In line with managing risk	In line with managing risk

1C.197

NON REVENUE SWIMMING POOLS				
Professional Coaching/Teaching				
Coaching or Teaching (per month) (7 months summer season)	604	630	658	688
Coaching or Teaching (per month) (5 months winter season)	846	882	921	963
Coaching or Teaching (per season)	4 230	4 412	4 606	4 813
Coaching and Teaching (per month) (7 months summer season)	709	740	772	807
Coaching and Teaching (per month) (5 months winter season)	993	1 035	1 081	1 130
Coaching and Teaching (per season)	4 964	5 177	5 405	5 648
Casual Coaching/Teaching (per lane per hour)	166	173	181	189
Water Aerobics (Clubs Maximum 3 instructors)(Per Month)(7 months summer season)	159	165	173	180
Water Aerobics (Clubs Maximum 3 instructors)(Per Season)	1 110	1 158	1 209	1 263
Swimming Clubs (Club Nights)	Free to club members & accompanying parents	Free to club members & accompanying parents	Free to club members & accompanying parents	Free to club members & accompanying parents
Hire of Pool				
(Swimming Gala's, Competitions and Organized Aquatic events only in line with Community Development Structured Programmes)	Free	Free	Free	Free
Olympic Swimming Pool	1 119	1 168	1 219	1 274
Non Olympic Swimming Pool	586	611	638	667
After hour hire of Swimming Pools (special terms and conditions are applicable)	2 000	2 086	2 178	2 276
Others				
Tuck Shops hire (Per Month)	995	1 038	1 083	1 132
Casual Tuck Shop (Per day)	159	166	173	181
Filming for commercial use	16 537	17 248	18 007	18 817
Filming for non-commercial use	4 960	5 173	5 401	5 644
Learn to Swim/Development programs in partnership with COJ, & International/Provincial Aquatic events. Scorecard Events	No Charge	No Charge	No Charge	No Charge
Refundable Deposit	In line with managing risk	In line with managing risk	In line with managing risk	In line with managing risk

	2020-21	2021-22	2022-23	2023-24
	ZAR	ZAR	ZAR	ZAR
LEISURE RESORTS				
LITTLE FALLS SWIMMING POOL (RESORT)				
Daily Admission				
Adults	39	41	43	45
Child	22	23	24	25
Senior Citizen (63 years and over)	22	23	24	25
Pensioners with Pension cards	22	23	24	25
PWD/ Children Homes/shelters	50% of Tariff	50% of Tariff	50% of Tariff	50% of Tariff
Vehicle Entrance				
Cars (excluding passengers)	39	41	43	45
Bus (excluding passengers)	194	202	211	221
Others				
Tuck Shops hire (Per Month)	995	1 038	1 083	1 132
Casual Tuck Shop (Per day)	159	166	173	181
Filming for commercial use	16 537	17 248	18 007	18 817
Filming for non-commercial use	4 960	5 173	5 401	5 644
Special Hire entire facility	52 919	55 195	57 623	60 217
Learn to Swim/Development programs in partnership with COJ & International/Provincial Aquatic events.	Free	Free	Free	Free
Refundable Deposit	In line with managing risk	In line with managing risk	In line with managing risk	In line with managing risk

1C.198

	2020-21	2021-22	2022-23	2023-24
	ZAR	ZAR	ZAR	ZAR
LEISURE RESORTS				
Southern Suburbs				
Daily Admission: Heated pools				
Adults	17	18	18	19
Child (04 to 17 years)	8	8	9	9
Senior Citizen (63 years and over)	Free	Free	Free	Free
PWD/ Children Homes/shelters	50% of Tariff	50% of Tariff	50% of Tariff	50% of Tariff
Season Tickets				
Adult (18 years and over)	267	278	290	303
Child (under 18 years)	77	81	84	88
Senior Citizens/Pensioners (63 years and over/Pensioner with pension cards)	Free	Free	Free	Free
PWD/ Children Homes/shelters	50% of Tariff	50% of Tariff	50% of Tariff	50% of Tariff
Season Tickets: Schools (See applicable rules)				
Less than 150 Children	426	444	464	484
150 to 350 Children	784	818	854	892
350 Plus Children	1 274	1 329	1 387	1 450
Season Tickets: Club (Proof of club membership)				
Adult	106	111	116	121
Child	43	44	46	48
Top-up season ticket (from cold to heated pools)	Difference between cold water season ticket and heated season ticket	Difference between cold water season ticket and heated season ticket	Difference between cold water season ticket and heated season ticket	Difference between cold water season ticket and heated season ticket

Professional Coaching/Teaching				
Coaching or Teaching (per month) (7 months summer season)	604	630	658	688
Coaching or Teaching (per month) (5 months winter season)	846	882	921	963
Coaching or Teaching (per season)	4 230	4 412	4 606	4 813
Coaching and Teaching (per month) (7 months summer season)	709	740	772	807
Coaching and Teaching (per month) (5 months winter season)	993	1 035	1 081	1 130
Coaching and Teaching (per season)	4 964	5 177	5 405	5 648
Casual Coaching/Teaching (per lane per hour)	166	173	181	189
Water Aerobics (Clubs Maximum 3 instructors)(Per Month)(7 months summer season)	159	165	173	180
Water Aerobics (Clubs Maximum 3 instructors)(Per Season)	1 110	1 158	1 209	1 263
Swimming Clubs (Club Nights)	Free to club members & accompanying parents	Free to club members & accompanying parents	Free to club members & accompanying parents	Free to club members & accompanying parents
Hire of Pool				
(Swimming Gala's, Competitions and Organized Aquatic events only in line with Community Development Structured Programmes)	Free	Free	Free	
Olympic Swimming Pool	1 119	1 167	1 219	1 274
Non Olympic Swimming Pool	586	611	638	667
Others				
Tuck Shops hire (Per Month)	995	1 038	1 083	1 132
Casual Tuck Shop (Per day)	159	166	173	181
Filming for commercial use	16 537	17 248	18 007	18 817
Filming for non-commercial use	4 960	5 173	5 401	5 644
Picnic groups : (per person)	32	33	35	36
Learn to Swim/Development programs in partnership with COJ, & International/Provincial Aquatic events. Scorecard Events	Free	Free	Free	Free
Refundable Deposit	In line with managing risk	In line with managing risk	In line with managing risk	In line with managing risk

1C.199

Professional Coaching/Teaching				
Coaching or Teaching (per month) (7 months summer season)	604	630	658	688
Coaching or Teaching (per month) (5 months winter season)	846	882	921	963
Coaching or Teaching (per season)	4 230	4 412	4 606	4 813
Coaching and Teaching (per month) (7 months summer season)	709	740	772	807
Coaching and Teaching (per month) (5 months winter season)	993	1 035	1 081	1 130
Coaching and Teaching (per season)	4 964	5 177	5 405	5 648
Casual Coaching/Teaching (per lane per hour)	166	173	181	189
Water Aerobics (Clubs Maximum 3 instructors)(Per Month)(7 months summer season)	159	165	173	180
Water Aerobics (Clubs Maximum 3 instructors)(Per Season)	1 110	1 158	1 209	1 263
Swimming Clubs (Club Nights)	Free to club members & accompanying parents	Free to club members & accompanying parents	Free to club members & accompanying parents	Free to club members & accompanying parents
Hire of Pool				
(Swimming Gala's, Competitions and Organized Aquatic events only in line with Community Development Structured Programmes)	Free	Free	Free	Free
Olympic Swimming Pool	1 119	1 167	1 219	1 274
Non Olympic Swimming Pool	586	611	638	667
Others				
Tuck Shops hire (Per Month)	995	1 038	1 083	1 132
Casual Tuck Shop (Per day)	159	166	173	181
Filming for commercial use	16 537	17 248	18 007	18 817
Filming for non-commercial use	4 960	5 173	5 401	5 644
Picnic groups : (per person)	32	34	35	37
Hire of Board Room (2 hour sessions)	248	258	270	282
Learn to Swim/Development programs in partnership with COJ, & International/Provincial Aquatic events. Scorecard Events	Free	Free	Free	Free
Refundable Deposit	In line with managing risk	In line with managing risk	In line with managing risk	In line with managing risk


	2020-21	2021-22	2022-23	2023-24
	ZAR	ZAR	ZAR	ZAR
LEISURE RESORTS				
Orlando Swimming Pool				
Daily Admission: Heated pools				
Adults	17	18	18	19
Child (04 to 17 years)	5	5	6	6
Senior Citizen (63 years and over)	No Charge	No Charge	No Charge	No Charge
PWD/ Children Homes/shelters	50% of Tariff	50% of Tariff	50% of Tariff	50% of Tariff
Season Tickets				
Adult (18 years and over)	267	278	290	303
Child (under 18 years)	77	81	84	88
Senior Citizens/Pensioners (63 years and over/Pensioner with pension cards)	No Charge	No Charge	No Charge	No Charge
PWD/ Children Homes/shelters	50% of Tariff	50% of Tariff	50% of Tariff	50% of Tariff
Season Tickets: Schools (See applicable rules)				
Less than 150 Children	426	444	464	484
150 to 350 Children	784	818	854	892
350 Plus Children	1 274	1 329	1 387	1 450
Season Tickets: Club (Proof of club membership)				
Adult	106	111	116	121
Child	43	44	46	48
Top-up season ticket (from cold to heated pools)	Difference between cold water season ticket and heated season ticket	Difference between cold water season ticket and heated season ticket	Difference between cold water season ticket and heated season ticket	Difference between cold water season ticket and heated season ticket

1C.200

Professional Coaching/Teaching				
Coaching or Teaching (per month) (7 months summer season)	604	630	658	688
Coaching or Teaching (per month) (5 months winter season)	846	882	921	963
Coaching or Teaching (per season)	4 230	4 412	4 606	4 813
Coaching and Teaching (per month) (7 months summer season)	709	740	772	807
Coaching and Teaching (per month) (5 months winter season)	993	1 035	1 081	1 130
Coaching and Teaching (per season)	4 964	5 177	5 405	5 648
Casual Coaching/Teaching (per lane per hour)	166	173	181	189
Water Aerobics (Clubs Maximum 3 instructors)(Per Month)(7 months summer season)	159	165	173	180
Water Aerobics (Clubs Maximum 3 instructors)(Per Season)	1 110	1 158	1 209	1 263
Swimming Clubs (Club Nights)	Free to club members & accompanying parents	Free to club members & accompanying parents	Free to club members & accompanying parents	Free to club members & accompanying parents
Hire of Pool				
(Swimming Gala's, Competitions and Organized Aquatic events only in line with Community Development Structured Programmes)	Free	Free	Free	
Olympic Swimming Pool	1 119	1 167	1 219	1 274
Non Olympic Swimming Pool	586	611	638	667
Others				
Tuck Shops hire (Per Month)	995	1 038	1 083	1 132
Casual Tuck Shop (Per day)	159	166	173	181
Filming for commercial use	16 537	17 248	18 007	18 817
Filming for non-commercial use	4 960	5 173	5 401	5 644
Picnic groups : (per person)	32	33	35	36
Learn to Swim/Development programs in partnership with COJ, & International/Provincial Aquatic events. Scorecard Events	Free	Free	Free	Free
Refundable Deposit	In line with managing risk	In line with managing risk	In line with managing risk	In line with managing risk

SCHEDULE OF CHARGES FOR RECREATION FACILITIES REGION A					
COMMUNITY DEVELOPMENT SPORT AND RECREATION					
		2020-21	2021-22	2022-23	2023-24
RABIE RIDGE HALL		ZAR	ZAR	ZAR	ZAR
Main Hall					
D Hall Large	per day	1 843	1 922	2 006	2 097
Side Hall					
A Hall Extra Small	per day	298	311	325	340
Boardroom					
Hire Fee	per day	489	510	533	557
Filming for commercial use	per day	8 097	8 445	8 816	9 213
Filming for non-commercial use	per day	3 036	3 167	3 306	3 455
SCHEDULE OF CHARGES FOR RECREATION FACILITIES REGION A					
		2020-21	2021-22	2022-23	2023-24
		ZAR	ZAR	ZAR	ZAR
IVORY PARK NORTH HALL					
Main Hall					
E Hall (Super Large)	per day	2 307	2 406	2 512	2 625
Boardroom					
Hire Fee	per day	652	680	710	742
Activity Room					
Hire Fee	per day	870	907	947	990
Filming for commercial use	per day	8 097	8 445	8 816	9 213
Filming for non-commercial use	per day	3 036	3 167	3 306	3 455
SCHEDULE OF CHARGES FOR RECREATION FACILITIES REGION A					
		2020-21	2021-22	2022-23	2023-24
		ZAR	ZAR	ZAR	ZAR
KANANA HALL					
Main Hall					
Hire Fee D Hall (Large)	per day	951	992	1 035	1 082
Filming for commercial use	per day	8 097	8 445	8 816	9 213
Filming for non-commercial use	per day	3 036	3 167	3 306	3 455

SCHEDULE OF CHARGES FOR RECREATION FACILITIES REGION A							
		2020-21	2021-22	2022-23	2023-24		
		ZAR	ZAR	ZAR	ZAR		
DIEPSLOOT NEIGHBORHOOD HALL B							
Main hall							
Hiring fee	per day	571	595	621	649		
Filming for commercial use	per day	8 097	8 445	8 816	9 213		
Filming for non-commercial use	per day	3 036	3 167	3 306	3 455		
SCHEDULE OF CHARGES FOR RECREATION FACILITIES REGION A							
		2020-21	2021-22	2022-23	2023-24		
		ZAR	ZAR	ZAR	ZAR		
DIEPSLOOT COMMUNITY HALL A							
Hire Fee Main Hall	per day	951	992	1 035	1 082		
Filming for commercial use	per day	8 097	8 445	8 816	9 213		
Filming for non-commercial use	per day	3 036	3 167	3 306	3 455		
SCHEDULE OF CHARGES FOR RECREATION FACILITIES REGION A							
		2020-21	2021-22	2022-23	2023-24		
		ZAR	ZAR	ZAR	ZAR		
DIEPSLOOT YOUTH CENTRE							
Main Hall							
Hiring fee	per day	2 301	2 400	2 506	2 619		
Filming for commercial use	per day	8 097	8 445	8 816	9 213		
Filming for non-commercial use	per day	3 036	3 167	3 306	3 455		
SCHEDULE OF CHARGES FOR RECREATION FACILITIES REGION A							
		2020-21	2021-22	2022-23	2023-24		
		ZAR	ZAR	ZAR	ZAR		
LORD KHANYILE HALL							
Main Hall							
Hire Fee Hall (Super Large)	per day	1 957	2 041	2 131	2 227		
Outside Studio	per day	489	510	533	557		
Filming for commercial use	per day	8 097	8 445	8 816	9 213		
Filming for non-commercial use	per day	3 036	3 167	3 306	3 455		

SCHEDULE OF CHARGES FOR RECREATION FACILITIES REGION B							
	COMMUNITY DEVELOPMENT SPORT AND RECREATION						
			2020-21	2021-22	2022-23	2023-24	
			ZAR	ZAR	ZAR	ZAR	
	BLAIRGOWRIE RECREATION CENTRE						
	HALL HIRE						
	Main Hall						
	Hiring fee	Per Day	3 419	3 567	3 723	3 891	
	Side Hall - 2						
	Hiring fee	Per Day	1 074	1 121	1 170	1 222	
	LAPA - OUTSIDE						
	Hiring Fee	Per Day	1 150	1 199	1 252	1 308	
	ACTIVITY ROOMS						
	Room 1 - Patio						
	Hiring fee	Per Day	723	754	787	822	
	Room 2 - Boardroom						
	Hiring Fee	Per Day	538	561	586	612	
	Kitchen	Per Day	539	562	587	614	
	GROUP FEES:						
	Acholics / Narcotics Anonymous	Per Month	84	88	92	96	
	Art Senior Ladies (Frances)	Per Hour	80	83	87	91	
	Badminton	Per Month	493	514	537	561	
	Dance Groups	Per Hour	84	88	92	96	
	Ballet	Per Hour	80	83	87	91	
	Bridge Northern Tuesday	Per Month	882	920	960	1 003	
	Bridge Wednesday	Per Month	630	657	686	716	
	Training group	Per Hour	84	88	91	96	
	Nursery School / Pre School / Creche	Per Month	7 423	5 000	5 220	5 455	
	Philatelic "Stamps" Sandton	Per Hour	84	88	91	96	
	Philatelic "Stamps" JHB	Per Hour	84	88	91	96	
	Exercise Groups	Per Hour	84	88	91	96	
	Doggy Creche	Per Hour	84	88	92	96	
	Rhythmic Gymnastics	Per Hour	80	83	87	91	
	Pottery	Per Hour	84	88	92	96	
	School Holiday Programme	Per Hour	84	88	92	96	
	Robotics	Per Hour	84	88	92	96	
	Rehearsals Charges	Per Hour	120	126	131	137	
	Filming for commercial use	Per Day	8 097	8 445	8 816	9 213	
	Filming for non-commercial use	Per Day	3 036	3 167	3 306	3 455	

1C.204

SCHEDULE OF CHARGES FOR RECREATION FACILITIES REGION B					
		2020-21	2021-22	2022-23	2023-24
		ZAR	ZAR	ZAR	ZAR
FERNDAL RECREATION CENTRE					
Main Hall					
Hiring fee	Per Day	1 800	1 877	1 960	2 048
African Room					
Hiring fee	Per Day	592	617	644	673
Boardroom					
Hiring fee	Per Day	593	618	645	674
Kitchen					
Hiring fee	Per Day	653	681	711	743
GROUP FEES:					
Ballet	Per Annum	4 175	4 354	4 546	4 751
Great Anocha Family Meeting	Per Annum	3 701	3 860	4 030	4 211
Montessorri College	Per Month	1 260	1 315	1 372	1 434
Nursery School / Pre School	Per Month	4 817	5 024	5 245	5 481
Pottery	Per Month	665	693	724	756
Nails and Beauty	Per Month	350	365	381	398
Cooking Classes	Per Month	210	219	229	239
New Regular Groups	Per Hour	84	88	92	96
Volley Ball	Per Month	709	739	772	806
Rehearsal Charges	Per Hour	121	126	132	138
Filming for commercial use	Per Day	8 097	8 445	8 816	9 213
Filming for non-commercial use	Per Day	3 036	3 167	3 306	3 455

SCHEDULE OF CHARGES FOR RECREATION FACILITIES REGION B					
		2020-21	2021-22	2022-23	2023-24
		ZAR	ZAR	ZAR	ZAR
BERARIO RECREATION CENTRE					
Main Hall					
Hiring fee	Per Day	4 048	4 222	4 408	4 606
Green Hall					
Hiring fee	Per Day	1 806	1 884	1 966	2 055
Activity room 10	Per Day	808	842	879	919
Kitchen No.7	Per Day	1 726	1 801	1 880	1 965
Kitchen No.19	Per Day	300	313	327	341
Room Nr.13	Per Day	719	750	783	818
New Group Fees					
Full Main Hall	Per Month	2 045	2 133	2 226	2 327
Half main hall	Per Month	1 022	1 066	1 113	1 163
Full Green Hall	Per Month	646	673	703	735
Half Green Hall	Per Month	323	337	352	367
Ballet studio	Per Month	413	430	449	469
13 Act Room	Per Month	224	234	244	255
10 Act Room	Per Month	247	257	269	281
Outside	Per Hour	73	76	79	83
Zozo	Per Hour	36	37	39	41

1C.205

Group fees					
Rehearsal Commercial	Per Hour	114	119	124	129
Rehearsal Non-commercial	Per Hour	26	27	29	30
Badminton	Per Annum	5 977	6 234	6 508	6 801
Ballet	Per Month	4 649	4 849	5 062	5 290
Bootcamp for women	Per Month	1 328	1 385	1 446	1 511
Alcoholics / Narcotics Anonymous	Per Month	251	251	262	274
Drama	Per Month	562	586	612	639
Dance4joy	Per Month	226	235	246	257
Fencing	Per Month	732	764	797	833
Gambling Anonymous	Per Month	251	251	262	274
Kickboxing	Per Month	1 062	530	553	578
Line dancing	Per Month	964	1 005	1 050	1 097
Miniatures	Per Month	309	322	336	351
Modern Dancing	Per Month	1 860	1 940	2 025	2 116
Open D	Per Month	477	498	519	543
Pre/post Natal Exercises	Per Month	917	956	998	1 043
Creche	Per Month	571	596	622	650
Remedial school	Per Month	2 102	2 192	2 289	2 392
Resonance Music school	Per Month	1 129	1 177	1 229	1 284
Rhythmic Gymnastics	Per Month	4 049	4 223	4 409	4 607
Seniors Fitness	Per Month	478	498	520	544
Tai Chi	Per Month	472	492	513	537
Yoga	Per Month	640	667	696	728
Body Conditioning	Per Month	473	494	515	539
Karate	Per Month	306	319	333	348
Belly Dancing	Per Month	306	319	333	348
Ballroom	Per Month	640	667	696	728
Volleyball	Per Month	692	722	754	787
Filming for commercial use	Per Day	8 097	8 445	8 816	9 213
Filming for non-commercial use	Per Day	3 036	3 167	3 306	3 455

1C.206

		2020-21	2021-22	2022-23	2023-24
		ZAR	ZAR	ZAR	ZAR
ROOSEVELT PARK RECREATION CENTRE					
HALL HIRE					
Main Hall					
Hiring fee	Per Day	2 047	2 135	2 229	2 329
VIP Room					
Hiring fee	Per Day	1 188	1 239	1 293	1 351
Division Hall					
Hiring fee (excluding kitchen)	Per Day	929	969	1 012	1 057
Group fees					
Rehearsal - Commercial	Per Hour	114	119	124	129
Rehearsal - Non Commercial	Per Hour	26	27	29	30
Alcoholics / Narcotics Anonymous	Per Month	100	100	104	109
Anchormen MKP	Per Month	132	137	143	150
Art	Per Month	278	290	303	317
Ballet	Per Month	391	408	426	445
Ballroom	Per Month	2 104	2 194	2 291	2 394
Belly Dance	Per Month	316	330	344	360
Bridge - Duplicate	Per Month	526	549	573	599
Bridge Social	Per Month	1 043	1 088	1 136	1 187
EMB Guild	Per Annum	2 946	3 072	3 207	3 352
Fitness League	Per Month	372	388	406	424
Franklin Players	Per Month	590	616	643	672
Freestyle	Per Month	528	551	575	601
Gymnastic	Per Month	5 193	5 417	5 655	5 909
JHB Light Music Society	Per Annum	890	929	970	1 013
Judo	Per Month	386	403	421	440
JUF	Per Annum	632	659	688	719
Lace Guild	Per Annum	884	922	963	1 006
Nia	Per Month	372	388	406	424
Pilates	Per Month	504	526	549	574
SAA	Per Month	100	100	104	109
Scrabble	Per Annum	600	625	653	682
Sequence Dance	Per Month	119	124	130	136
SME	Per Annum	600	625	653	682
Soul Talk	Per Month	127	132	138	144
Yoga	Per Month	334	348	363	380
Meditation	Per Month	114	119	124	130
Badminton	Per Month	251	262	273	286
Indoor Bowls	Per Month	120	125	131	137
SACDG	Per Month	710	741	773	808
Silver fit	Per Month	247	258	269	281
Martial Arts	Per Month	264	275	288	300
Filming for commercial use	Per Day	8 097	8 445	8 816	9 213
Filming for non-commercial use	Per Day	3 036	3 167	3 306	3 455

1C.207

		2020-21	2021-22	2022-23	2023-24
		ZAR	ZAR	ZAR	ZAR
DANIE VAN ZYL RECREATION CENTRE					
HALL HIRE					
Main Hall					
Hiring fee	Per Day	3 729	3 890	4 061	4 243
Kitchen	Per Day	1 015	1 058	1 105	1 154
Circulation Area	Per Day	-	1 059	1 105	1 155
Stage	Per Day	-	1 059	1 105	1 155
Side Hall					
Hire fee	Per Day	1 428	1 490	1 555	1 625
Kitchen	Per Day	478	498	520	544
GROUP FEES:					
Rehearsals Commercial	Per Hour	114	119	124	129
Rehearsals - Non Commercial	Per Hour	26	27	29	30
Sport and Recreation Groups	Per Month	638	666	695	726
Commercial Groups	Per Month	1 384	1 444	1 507	1 575
Casual Groups once off	Per Day	265	277	289	302
Creche	Per Month	2 852	2 974	3 105	3 245
Club House	Per Month	3 062	3 194	3 335	3 485
Club house once off	Per Day	133	139	145	152
Sports grounds	Per Hour	65	68	71	74
Courts	Per Hour	65	68	71	74
Filming for commercial use	Per Day	8 097	8 445	8 816	9 213
Filming for non-commercial use	Per Day	3 036	3 167	3 306	3 455

		2020-21	2021-22	2022-23	2023-24
		ZAR	ZAR	ZAR	ZAR
PARKHURST RECREATION CENTRE					
HALL HIRE					
Main Hall					
Hiring fee	Per Day	2 528	2 637	2 753	2 877
ACTIVITY ROOMS					
Room 1					
Hiring fee	Per Day	581	606	632	661
Room 2					
Hiring fee	Per Day	550	574	599	626
Room 3					
Hiring fee	Per Day	550	574	599	626
GROUP FEES					
Rehearsals - Commercial	Per Hour	114	119	124	129
Rehearsals - Non Commercial	Per Hour	26	27	29	30
Art Classes	Per Month	1 709	1 783	1 861	1 945
Ballet	Per School Term	1 396	1 456	1 520	1 589
Fitness League	Per Month	281	293	306	320
Gymnastic	Per Month	8 266	8 622	9 001	9 406
Narcotics Anon	Per Annum	3 042	3 042	3 176	3 319
Spanish Dance	Per Month	1 638	1 709	1 784	1 864
Tennis	Per Month	1 003	1 046	1 092	1 142
Other Group Fees	Per Hour	105	110	115	120
Yoga	Per Month	799	833	870	909
Filming for commercial use	Per Day	8 097	8 445	8 816	9 213
Filming for non-commercial use	Per Day	3 036	3 167	3 306	3 455

1C.208

		2020-21	2021-22	2022-23	2023-24
		ZAR	ZAR	ZAR	ZAR
MARAISBURG RECREATION CENTRE					
HALL HIRE					
Hire fee	Per Day	2 000	2 086	2 178	2 276
Kitchen	Per Day	316	329	344	359
Side Hall					
Hiring fee	Per Day	1 021	1 065	1 112	1 162
ACTIVITY ROOMS					
Room 1	Per Day	473	493	515	538
GROUP FEES:					
Karate	Per Month	590	616	643	672
Rehearsals					
Rehearsals - Commercial	Per Hour	114	119	124	129
Rehearsals - Non Commercial	Per Hour	26	27	29	30
Filming for commercial use	Per Day	8 097	8 445	8 816	9 213
Filming for non-commercial use	Per Day	3 036	3 167	3 306	3 455

		2020-21	2021-22	2022-23	2023-24
		ZAR	ZAR	ZAR	ZAR
BOSMONT RECREATION CENTRE					
HALL HIRE					
Main Hall					
Hiring fee	Per Day	1 526	1 592	1 662	1 736
Committee Room					
Hiring Fee	Per Day	292	304	318	332
GROUP FEES:					
Alcoholics / Narcotics Anonymous	Per Month	80	83	87	91
Modern Dance	Per Month	553	577	603	630
Social ballroom dance	Per Month	183	191	199	208
Table Tennis	Per Month	144	150	157	164
Copa Cabana	Per Month	488	509	532	555
New Groups	Per Hour	31	32	33	35
Rehearsals - Commercial	Per Hour	114	119	124	129
Rehearsals - Non Commercial	Per Hour	26	27	29	30
Filming for commercial use	Per Day	8 097	8 445	8 816	9 213
Filming for non-commercial use	Per Day	3 036	3 167	3 306	3 455

1C.209

		2020-21	2021-22	2022-23	2023-24
		ZAR	ZAR	ZAR	ZAR
RIVERLEA RECREATION CENTRE					
HALL HIRE					
Main Hall					
Hiring fee	Per Day	1 938	2 021	2 110	2 205
Room 2					
Hiring fee	Per Day	816	851	889	929
Side Hall	Per Day	125	130	136	142
Room 3					
Hiring Fee	Per Day	588	614	641	669
GROUP FEES:					
Enviro Parks	Per Month	766	799	834	871
Aerobics	Per Month	158	165	172	180
Gym	Per Month	316	329	344	359
Karate	per session	30	31	33	34
Other Groups	per session	30	31	33	34
Filming for commercial use	Per Day	8 097	8 445	8 816	9 213
Filming for non-commercial use	Per Day	3 036	3 167	3 306	3 455

		2020-21	2021-22	2022-23	2023-24
		ZAR	ZAR	ZAR	ZAR
CORONATIONVILLE RECREATION CENTRE					
Main Hall					
Hiring fee		1 871	1 952	2 038	2 129
Bar Fee		577	602	628	657
Studio					
Hiring fee		776	810	845	883
ACTIVITY ROOMS					
Room 1					
Duck					
Hiring fee		158	164	172	179
Room 2					
Eagle, Parrot					
Hiring fee		369	385	401	420
Kitchen					
Hiring fee		412	429	448	469
GROUP FEES:					
Family Life Centre	Per Month	787	821	857	895
Burial Society	Per Month	132	138	144	150
Avon Training	Per Month	413	431	450	470
Booyesen Shotokan karate	Per Month	245	256	267	279
Itshepeng skills development	Per Month	1 417	1 478	1 543	1 613
Infinite Music	Per Month	354	369	386	403
New Group fee	Per Hour	31	32	34	35
Rehearsals Commercial	Per Hour	114	119	124	129
Rehearsals - non commercial	Per Hour	26	27	29	30
Filming for commercial use	Per Day	8 097	8 445	8 816	9 213
Filming for non-commercial use	Per Day	3 036	3 167	3 306	3 455

1C.210

		2020-21	2021-22	2022-23	2023-24
WESTDENE RECREATION CENTRE		ZAR	ZAR	ZAR	ZAR
HALL HIRE					
Main Hall					
Hiring fee	Per Day	1 397	1 457	1 522	1 590
Side Hall					
Hiring Fee	Per Day	918	957	999	1 044
Lapa					
Hiring Fee	Per Day	262	273	285	298
Group Fees					
Yoga	Per Month	182	190	198	207
Language tuition	Per Month	182	190	198	207
Maths classes	Per Month	254	265	277	289
Narcotics Anonymous	Per session	30	31	33	34
Rehearsals Commercial	Per Hour	114	119	124	129
Rehearsals - Non Commercial	Per Hour	26	27	29	30
Youth Group	Per Month	173	180	188	196
Drama Workshop	Per Month	392	409	427	447
Table Tennis	Per Month	241	251	262	274
New Groups	Per Hour	31	32	33	35
Nursery School / Pre School	Per Month	600	626	654	683
Bible Studies	Per Month	232	242	253	264
Filming for commercial use	Per Day	8 097	8 445	8 816	9 213
Filming for non-commercial use	Per Day	3 036	3 167	3 306	3 455

		2020-21	2021-22	2022-23	2023-24
WESTBURY / DORCAS RECREATION CENTRE		ZAR	ZAR	ZAR	ZAR
HALL HIRE					
Main Hall					
Hiring fee	Per Day	1 370	1 428	1 491	1 558
Boardroom					
Hiring fee	Per Day	279	291	303	317
GROUP FEES:					
Nursery School / Pre School	Per Month	600	626	654	683
Westbury Dance	Per Month	280	292	305	318
Women of Vision	Per Month	396	413	431	451
Seido Karate	Per Month	231	241	251	263
Ballroom Dancing	Per Month	262	273	285	298
Rehearsals Commercial	Per Hour	114	119	124	129
Rehearsals Non-Commercial	Per Hour	26	27	29	30
Filming for commercial use	Per Day	8 097	8 445	8 816	9 213
Filming for non-commercial use	Per Day	3 036	3 167	3 306	3 455

1C.211

		2020-21	2021-22	2022-23	2023-24
		ZAR	ZAR	ZAR	ZAR
WINDSOR EAST RECREATION CENTRE					
HALL HIRE					
Main Hall					
Hiring fee	Per Day	1 550	1 617	1 688	1 764
Kitchen					
Hiring fee	Per Day	365	381	398	415
GROUP FEES:					
Aftercare	Per Month	953	994	1 038	1 085
Sewing	Per Month	376	392	410	428
Judo	Per Month	448	467	488	510
New Groups	Per Hour	31	32	34	35
Rehearsals Commercial	Per Hour	114	119	124	129
Rehearsals Non-Commercial	Per Hour	26	27	29	30
Filming for commercial use	Per Day	8 097	8 445	8 816	9 213
Filming for non-commercial use	Per Day	3 036	3 167	3 306	3 455

SCHEDULE OF CHARGES FOR RECREATION FACILITIES REGION C					
COMMUNITY DEVELOPMENT SPORT AND RECREATION					
		2020-21	2021-22	2022-23	2023-24
		ZAR	ZAR	ZAR	ZAR
BOSKRUI COMMUNITY CENTRE					
HALL HIRE					
Jacaranda Hall					
Hiring fee	Per Day	2 236	2 332	2 435	2 544
Protea					
Hiring fee	Per Day	1 690	1 762	1 840	1 922
ACTIVITY ROOMS					
Clivia					
Hiring Fee	Per Day	258	269	281	293
GROUP FEES					
Jacaranda Hall use	Per Session	654	683	713	745
Protea Hall	Per Session	588	614	641	670
Clivia Room	Per Session	478	499	521	544
Aloe Room	Per Session	429	447	467	488
Filming for commercial use	Per Day	8 097	8 445	8 816	9 213
Filming for non-commercial use	Per Day	3 036	3 167	3 306	3 455
		2020-21	2021-22	2023-24	2023-24
		ZAR	ZAR	ZAR	ZAR
COSMO CITY MULTI PURPOSE HALL					
HALL HIRE					
Main Hall					
Hiring fee	Per Day	3 156	3 292	3 437	3 591
Side Hall					
Hiring fee	Per Day	526	549	573	599
Groups	Per Month	248	259	270	283
Soccer fields	Per Game	290	303	316	330
Basketball courts	Per Session	137	143	149	156
Netball courts	Per Session	137	143	149	156
Filming for commercial use	Per Day	8 097	8 445	8 816	9 213
Filming for non-commercial use	Per Day	3 036	3 167	3 306	3 455

1C.213

		2020-21	2021-22	2022-23	2023-24
		ZAR	ZAR	ZAR	ZAR
ROODEPOORT CITY HALL					
HALL HIRE					
Main Hall					
Hiring fee	Per Day	3 682	3 840	4 009	4 190
Side Hall					
Hiring fee	Per Day	2 104	2 194	2 291	2 394
NEW GROUP FEES	Per Month	137	143	149	156
Filming for commercial use	Per Day	8 097	8 445	8 816	9 213
Filming for non-commercial use	Per Day	3 036	3 167	3 306	3 455
		2020-21	2021-22	2022-23	2023-24
		ZAR	ZAR	ZAR	ZAR
DISCOVERY RECREATION CENTRE					
HALL HIRE					
Main Hall					
Hiring fee	Per Day	1 275	1 330	1 389	1 451
SIDE HALL					
Hiring Fee	Per Day	608	634	662	692
ACTIVITY ROOMS					
Pigeon Hall					
Hiring fee	Per Day	259	270	282	295
GROUP FEES					
Pottery	Per Month	980	1 022	1 067	1 115
Main Hall	Per Month	859	896	935	977
Side Hall	Per Month	432	450	470	491
Ballet	Per Month	3 156	3 292	3 437	3 591
Filming for commercial use	Per Day	8 097	8 445	8 816	9 213
Filming for non-commercial use	Per Day	3 036	3 167	3 306	3 455
		2020-21	2021-22	2022-23	2023-24
		ZAR	ZAR	ZAR	ZAR
DAVIDSONVILLE RECREATION CENTRE					
HALL HIRE					
Main Hall					
Hiring fee	Per Day	712	742	775	810
GROUP FEES					
New Group Fees	Per Month	281	293	306	320
Social Office (whole facility)	Per Month	1 578	1 646	1 718	1 796
Social Office (per office)	Per Month	316	329	344	359
Filming for commercial use	Per Day	8 097	8 445	8 816	9 213
Filming for non-commercial use	Per Day	3 036	3 167	3 306	3 455

1C.214

		ZAR	ZAR	ZAR	ZAR
WITPOORTJIE RECREATION CENTRE					
HALL HIRE					
Main Hall					
Hiring fee	Per Day	1 578	1 646	1 718	1 796
Side Hall					
Hall Hire	Per Day	610	637	665	695
GROUP FEES					
Main Hall	Per Month	430	449	469	490
Side Hall	Per Month	220	230	240	251
Boxing Hall	Per Month	276	288	301	314
Filming for commercial use	Per Day	8 097	8 445	8 816	9 213
Filming for non-commercial use	Per Day	3 036	3 167	3 306	3 455
		2020-21	2021-22	2022-23	2023-24
		ZAR	ZAR	ZAR	ZAR
TSEPISONG RECREATION CENTRE					
HALL HIRE					
Hiring fee	Per Day	673	702	733	766
GROUP FEES					
Main Hall	Per Month	291	303	317	331
Filming for commercial use	Per Day	8 097	8 445	8 816	9 213
Filming for non-commercial use	Per Day	3 036	3 167	3 306	3 455
		2020-21	2021-22	2022-23	2023-24
		ZAR	ZAR	ZAR	ZAR
DOORNKOP RECREATION CENTRE					
HALL HIRE					
Main Hall					
Hiring fee	Per Day	712	742	775	810
Activity Room					
Hire Fee	Per Day	263	274	286	299
Group Fees					
Netball courts	Per Month	130	135	141	148
Basketball courts	Per Month	130	135	141	148
New group fees	Per Month	281	293	306	320
Filming for commercial use	Per Day	8 097	8 445	8 816	9 213
Filming for non-commercial use	Per Day	3 036	3 167	3 306	3 455

1C.215

		2020-21	2021-22	2022-23	2023-24
		ZAR	ZAR	ZAR	ZAR
FLEURHOF RECREATION CENTRE					
HALL HIRE					
Main Hall					
Hiring fee	Per Day	1 294	1 350	1 409	1 473
Side Hall					
Hiring fee	Per Day	1 052	1 097	1 146	1 197
GROUP FEES					
Main Hall	Per Month	316	329	344	359
Side Hall	Per Month	263	274	286	299
Squash court	Per Month	158	165	172	180
Filming for commercial use	Per Day	8 097	8 445	8 816	9 213
Filming for non-commercial use	Per Day	3 036	3 167	3 306	3 455
		2020-21	2021-22	2022-23	2023-24
		ZAR	ZAR	ZAR	ZAR
BRAMFICHERVILLE MULTIPURPOSE CENTRE					
HALL HIRE					
Hiring fee	Per Day	712	742	775	810
Activity Room					
Hire Fee	Per Day	263	274	286	299
Soccer Fields					
Hire Fee	Per Day	292	305	318	332
Group Fee					
New Goup Fee	Per Month	281	293	306	320
Filming for commercial use	Per Day	8 097	8 445	8 816	9 213
Filming for non-commercial use	Per Day	3 036	3 167	3 306	3 455
		2020-21	2021-22	2022-23	2023-24
		ZAR	ZAR	ZAR	ZAR
MANIE MULDER ADVENTURE CENTRE					
HALL HIRE					
Lapa					
Hiring fee	Per Day	1 202	1 253	1 308	1 367
Day Visits					
Adults	Per Day	42	44	46	48
Children	Per Day	24	26	27	28
Overnight					
Adults	Per Day	65	67	70	74
Children	Per Day	37	38	40	42
Filming for commercial use	Per Day	8 097	8 445	8 816	9 213
Filming for non-commercial use	Per Day	3 036	3 167	3 306	3 455

SCHEDULE OF CHARGES FOR RECREATION FACILITIES REGION D					
COMMUNITY DEVELOPMENT SPORT AND RECREATION					
		2020-21	2021-22	2022-23	2023-24
		ZAR	ZAR	ZAR	ZAR
ORLANDO COMMUNAL HALL					
ARENA					
Hire Fee	Per Day	2 722	2 839	2 964	3 098
Kitchen	Per Day	751	783	817	854
MEDIUM HALL					
Hire Fee	Per Day	1 052	1 097	1 146	1 197
SMALL HALL					
Hire fee	Per Day	775	809	844	882
GROUP ACTIVITIES					
Large	Per Month	316	329	344	359
Medium	Per Month	210	219	229	239
Small	Per Month	105	110	115	120
Filming for commercial use	Per Day	8 097	8 445	8 816	9 213
Filming for non-commercial use	Per Day	3 036	3 167	3 306	3 455
		2020-21	2021-22	2022-23	2023-24
		ZAR	ZAR	ZAR	ZAR
DAVID PINE RECREATION CENTRE					
HALL HIRE					
Main Hall	Per Day	4 608	4 806	5 017	5 243
Kitchen	Per Day	368	384	401	419
GROUP ACTIVITIES					
Large	Per Month	316	329	344	359
Medium	Per Month	210	219	229	239
Small	Per Month	105	110	115	120
Filming for commercial use	Per Day	8 097	8 445	8 816	9 213
Filming for non-commercial use	Per Day	3 036	3 167	3 306	3 455

1C.217

		2020-21	2021-22	2022-23	2023-24
		ZAR	ZAR	ZAR	ZAR
DIEPKLOOF MULTI-PURPOSE HALL					
LARGE HALL					
Hire fee	Per Day	1 567	1 635	1 707	1 784
MEDIUM HALL					
Hall hire	Per Day	526	549	573	599
SMALL HALL					
Hall hire	Per Day	158	165	172	180
Kitchen	Per Day	368	384	401	419
Office Space	Per Month	210	219	229	239
GROUP ACTIVITIES					
Large	Per Month	316	329	344	359
Medium	Per Month	210	219	229	239
Small	Per Month	105	110	115	120
Filming for commercial use	Per Day	8 097	8 445	8 816	9 213
Filming for non-commercial use	Per Day	3 036	3 167	3 306	3 455
		2020-21	2021-22	2022-23	2023-24
		ZAR	ZAR	ZAR	ZAR
NALEDI HALL					
Main Hall					
Hall Hire	Per Day	2 623	2 736	2 857	2 985
Activity room 1	Per Day	526	549	573	599
Activity room 2	Per Day	526	549	573	599
Boardroom	Per Day	526	549	573	599
GROUP ACTIVITIES					
Large	Per Month	316	329	344	359
Medium	Per Month	210	219	229	239
Small	Per Month	105	110	115	120
Filming for commercial use	Per Day	8 097	8 445	8 816	9 213
Filming for non-commercial use	Per Day	3 036	3 167	3 306	3 455
		2020-21	2021-22	2022-23	2023-24
		ZAR	ZAR	ZAR	ZAR
PIMVILLE RECREATION CENTRE					
LARGE HALL					
Hall Hire	Per Day	1 567	1 635	1 707	1 784
SMALL HALL					
Hall hire	Per Day	526	549	573	599
Kitchen	Per Day	316	329	344	359
GROUP ACTIVITIES					
Large	Per Month	316	329	344	359
Medium	Per Month	210	219	229	239
Small	Per Month	105	110	115	120
Filming for commercial use	Per Day	8 097	8 445	8 816	9 213
Filming for non-commercial use	Per Day	3 036	3 167	3 306	3 455

1C.218

		2020-21	2021-22	2022-23	2023-24
		ZAR	ZAR	ZAR	ZAR
MEADOWLANDS ZONE 10 MULTIPURPOSE CENTRE					
LARGE HALL					
Hall Hire	Per Day	1 262	1 317	1 375	1 436
SMALL HALL 1					
Hall Hire	Per Day	368	384	401	419
SMALL HALL 2					
Hall hire	Per Day	368	384	401	419
Kitchen	Per Day	313	327	341	357
BOARDROOM					
Hall Hire	Per Day	391	407	425	445
GROUP ACTIVITIES					
Large	Per Month	316	329	344	359
Medium	Per Month	210	219	229	239
Small	Per Month	105	110	115	120
Filming for commercial use	Per Day	8 097	8 445	8 816	9 213
Filming for non-commercial use	Per Day	3 036	3 167	3 306	3 455
		2020-21	2021-22	2022-23	2023-24
		ZAR	ZAR	ZAR	ZAR
DLAMINI RECREATION CENTRE					
LARGE HALL					
Hall Hire	Per Day	5 260	5 486	5 728	5 985
Kitchen	Per Day	316	329	344	359
SMALL HALL					
Hall hire	Per Day	631	658	687	718
ROOM					
Hall Hire	Per Day	316	329	344	359
Gym	Per Month	2 104	2 194	2 291	2 394
GROUP ACTIVITIES					
Large	Per Month	316	329	344	359
Medium	Per Month	210	219	229	239
Small	Per Month	105	110	115	120
Filming for commercial use	Per Day	8 097	8 445	8 816	9 213
Filming for non-commercial use	Per Day	3 036	3 167	3 306	3 455

1C.219

		2020-21	2021-22	2022-23	2023-24
		ZAR	ZAR	ZAR	ZAR
EKHAYA CENTRE					
MAIN HALL					
Hall Hire	Per Day	990	1 033	1 078	1 126
Activity Room	Per Day	263	274	286	299
GROUP ACTIVITIES					
Large	Per Month	316	329	344	359
Medium	Per Month	210	219	229	239
Small	Per Month	105	110	115	120
Filming for commercial use	Per Day	8 097	8 445	8 816	9 213
Filming for non-commercial use	Per Day	3 036	3 167	3 306	3 455
		2020-21	2021-22	2022-23	2023-24
		ZAR	ZAR	ZAR	ZAR
EKUTHULENI RECREATION CENTRE					
MAIN HALL					
Hall hire	Per Day	1 039	1 083	1 131	1 182
SMALL HALL					
Hall hire	Per Day	421	439	458	479
GROUP ACTIVITIES					
Large	Per Month	316	329	344	359
Medium	Per Month	210	219	229	239
Small	Per Month	105	110	115	120
Filming for commercial use	Per Day	8 097	8 445	8 816	9 213
Filming for non-commercial use	Per Day	3 036	3 167	3 306	3 455
		2020-21	2021-22	2022-23	2023-24
		ZAR	ZAR	ZAR	ZAR
KOPANONG HALL					
Hall Hire	Per Day	1 262	1 317	1 375	1 436
GROUP ACTIVITIES					
Large	Per Month	316	329	344	359
Medium	Per Month	210	219	229	239
Small	Per Month	105	110	115	120
Filming for commercial use	Per Day	8 097	8 445	8 816	9 213
Filming for non-commercial use	Per Day	3 036	3 167	3 306	3 455

1C.220

		2020-21	2021-22	2022-23	2023-24
		ZAR	ZAR	ZAR	ZAR
PHIRI HALL					
Hall Hire	Per Day	1 023	1 067	1 114	1 164
Activity Room	Per Month	263	274	286	299
GROUP ACTIVITIES					
Large	Per Month	316	329	344	359
Medium	Per Month	210	219	229	239
Small	Per Month	105	110	115	120
Filming for commercial use	Per Day	8 097	8 445	8 816	9 213
Filming for non-commercial use	Per Day	3 036	3 167	3 306	3 455
		2020-21	2021-22	2022-23	2023-24
		ZAR	ZAR	ZAR	ZAR
MAKHAYA HALL					
Hall Hire	Per Day	1 052	1 097	1 146	1 197
GROUP ACTIVITIES					
Large	Per Month	316	329	344	359
Medium	Per Month	210	219	229	239
Small	Per Month	105	110	115	120
Filming for commercial use	Per Day	8 097	8 445	8 816	9 213
Filming for non-commercial use	Per Day	3 036	3 167	3 306	3 455
		2020-21	2021-22	2022-23	2023-24
		ZAR	ZAR	ZAR	ZAR
KLIPSPRUIT WEST RECREATION CENTRE					
Hall Hire	Per Day	940	981	1 024	1 070
GROUP ACTIVITIES					
Large	Per Month	316	329	344	359
Medium	Per Month	210	219	229	239
Small	Per Month	105	110	115	120
Filming for commercial use	Per Day	8 097	8 445	8 816	9 213
Filming for non-commercial use	Per Day	3 036	3 167	3 306	3 455
		2020-21	2021-22	2022-23	2023-24
		ZAR	ZAR	ZAR	ZAR
SLOVOVILLE RECREATION CENTRE					
Hall Hire	Per Day	841	878	916	958
GROUP ACTIVITIES					
Large	Per Month	316	329	344	359
Medium	Per Month	210	219	229	239
Small	Per Month	105	110	115	120
Filming for commercial use	Per Day	8 097	8 445	8 816	9 213
Filming for non-commercial use	Per Day	3 036	3 167	3 306	3 455

1C.221

		2020-21	2021-22	2022-23	2023-24
		ZAR	ZAR	ZAR	ZAR
MAYORS PARK					
HALL					
Hall Hire	Per Day	719	750	783	819
Office rental	Per Month	210	219	229	239
GROUP ACTIVITIES					
Large	Per Month	316	329	344	359
Medium	Per Month	210	219	229	239
Small	Per Month	105	110	115	120
Filming for commercial use	Per Day	8 097	8 445	8 816	9 213
Filming for non-commercial use	Per Day	3 036	3 167	3 306	3 455
		2020-21	2021-22	2022-23	2023-24
		ZAR	ZAR	ZAR	ZAR
NOORDGESIG RECREATION CENTRE					
HALL					
Hall hire	Per Day	973	1 015	1 060	1 108
Activity Room 1	Per Day	263	274	286	299
Activity Room 2	Per Day	263	274	286	299
GROUP ACTIVITIES					
Large	Per Month	316	329	344	359
Medium	Per Month	210	219	229	239
Small	Per Month	105	110	115	120
Filming for commercial use	Per Day	8 097	8 445	8 816	9 213
Filming for non-commercial use	Per Day	3 036	3 167	3 306	3 455
		2020-21	2021-22	2022-23	2023-24
		ZAR	ZAR	ZAR	ZAR
PHEFENI HALL					
HALL					
Hall Hire	Per Day	1 564	1 631	1 703	1 780
Activity Room 1	Per Day	263	274	286	299
Activity Room 2	Per Day	263	274	286	299
Kitchen	Per Day	158	165	172	180
GROUP ACTIVITIES					
Large	Per Month	316	329	344	359
Medium	Per Month	210	219	229	239
Small	Per Month	105	110	115	120
Filming for commercial use	Per Day	8 097	8 445	8 816	9 213
Filming for non-commercial use	Per Day	3 036	3 167	3 306	3 455

1C.222

		2020-21	2021-22	2022-23	2023-24
		ZAR	ZAR	ZAR	ZAR
INTOKOZWENI RECREATION					
Hall hire	Per Day	990	1 033	1 078	1 126
Braai Area	Per Day	247	258	269	282
Music sessions	Per Month	1 518	1 583	1 653	1 727
GROUP ACTIVITIES					
Large	Per Month	316	329	344	359
Medium	Per Month	210	219	229	239
Small	Per Month	105	110	115	120
Filming for commercial use	Per Day	8 097	8 445	8 816	9 213
Filming for non-commercial use	Per Day	3 036	3 167	3 306	3 455
		2020-21	2021-22	2022-23	2023-24
		ZAR	ZAR	ZAR	ZAR
POWER PARK : MEDIUM HALL					
Hall Hire	Per Day	990	1 033	1 078	1 126
Board Room	Per Day	526	549	573	599
Braai Area		263	274	286	299
GROUP ACTIVITIES					
Large	Per Month	316	329	344	359
Medium	Per Month	210	219	229	239
Small	Per Month	105	110	115	120
Filming for commercial use	Per Day	8 097	8 445	8 816	9 213
Filming for non-commercial use	Per Day	3 036	3 167	3 306	3 455
		2020-21	2021-22	2022-23	2023-24
		ZAR	ZAR	ZAR	ZAR
QUACKER COMMUNITY CENTRE					
Hall hire	Per Day	736	768	802	838
Side Hall	Per Day	263	274	286	299
Office space	Per Month	316	329	344	359
GROUP ACTIVITIES					
Large	Per Month	316	329	344	359
Medium	Per Month	210	219	229	239
Small	Per Month	105	110	115	120
Filming for commercial use	Per Day	8 097	8 445	8 816	9 213
Filming for non-commercial use	Per Day	3 036	3 167	3 306	3 455

1C.223

		2020-21	2021-22	2022-23	2023-24
		ZAR	ZAR	ZAR	ZAR
BUTT HUT					
Naledi, Zola North, Zola South, Realeka, Mapetla, Chiawelo, Phiri, Jabulani, Ikhwezi, Mofolo, Tladi, Dube Boxing, Senoane Pool Hall					
Hall Hire	Per Day	526	549	573	599
GROUP ACTIVITIES					
Large	Per Month	316	329	344	359
Medium	Per Month	210	219	229	239
Small	Per Month	105	110	115	120
Filming for commercial use	Per Day	8 097	8 445	8 816	9 213
Filming for non-commercial use	Per Day	3 036	3 167	3 306	3 455
		2020-21	2021-22	2022-23	2023-24
		ZAR	ZAR	ZAR	ZAR
348 DIEPKLOOF EXTENSION HALL					
MAIN HALL					
Hall Hire	Per Day	263	274	286	299
Office Space	Per Month	316	329	344	359
Open Space	Per Day	1 052	1 097	1 146	1 197
Soccer field	per tournament	158	165	172	180
GROUP ACTIVITIES					
Large	Per Month	316	329	344	359
Medium	Per Month	210	219	229	239
Small	Per Month	105	110	115	120
Filming for commercial use	Per Day	8 097	8 445	8 816	9 213
Filming for non-commercial use	Per Day	3 036	3 167	3 306	3 455
		2020-21	2021-22	2022-23	2023-24
		ZAR	ZAR	ZAR	ZAR
MAVIS HALL					
Hall Hire	Per Day	1 056	1 101	1 150	1 202
GROUP ACTIVITIES					
Large	Per Month	316	329	344	359
Medium	Per Month	210	219	229	239
Small	Per Month	105	110	115	120
Filming for commercial use	Per Day	8 097	8 445	8 816	9 213
Filming for non-commercial use	Per Day	3 036	3 167	3 306	3 455

1C.224

		2020-21	2021-22	2022-23	2023-24
		ZAR	ZAR	ZAR	ZAR
INKANYEZI HALL					
Hall Hire	Per Day	842	878	916	958
Activity Room	Per Day	263	274	286	299
Gym	Per Month	316	329	344	359
GROUP ACTIVITIES					
Large	Per Month	316	329	344	359
Medium	Per Month	210	219	229	239
Small	Per Month	105	110	115	120
Filming for commercial use	Per Day	8 097	8 445	8 816	9 213
Filming for non-commercial use	Per Day	3 036	3 167	3 306	3 455
		2020-21	2021-22	2022-23	2023-24
		ZAR	ZAR	ZAR	ZAR
PROTEA CITY RECREATION CENTRE					
Hall Hire	Per Day	210	219	229	239
GROUP ACTIVITIES					
Large	Per Month	316	329	344	359
Medium	Per Month	210	219	229	239
Small	Per Month	105	110	115	120
Filming for commercial use	Per Day	8 097	8 445	8 816	9 213
Filming for non-commercial use	Per Day	3 036	3 167	3 306	3 455
		2020-21	2021-22	2022-23	2023-24
		ZAR	ZAR	ZAR	ZAR
NOKUPHILA HALL					
Hall Hire	Per Day	940	981	1 024	1 070
Kitchen	Per Day	263	274	286	299
Side Room	Per Day	263	274	286	299
GROUP ACTIVITIES					
Large	Per Month	316	329	344	359
Medium	Per Month	210	219	229	239
Small	Per Month	105	110	115	120
Filming for commercial use	Per Day	8 097	8 445	8 816	9 213
Filming for non-commercial use	Per Day	3 036	3 167	3 306	3 455
		2020-21	2021-22	2022-23	2023-24
		ZAR	ZAR	ZAR	ZAR
SPHIWE VILLAGE					
Hall Hire	Per Day	441	460	481	502
GROUP ACTIVITIES					
Large	Per Month	316	329	344	359
Medium	Per Month	210	219	229	239
Small	Per Month	105	110	115	120
Filming for commercial use	Per Day	8 097	8 445	8 816	9 213
Filming for non-commercial use	Per Day	3 036	3 167	3 306	3 455

1C.225

		2020-21	2021-22	2022-23	2023-24
		ZAR	ZAR	ZAR	ZAR
PROTEA GLEN HALL					
Hall Hire	Per Day	842	878	916	958
GROUP ACTIVITIES					
Large	Per Month	316	329	344	359
Medium	Per Month	210	219	229	239
Small	Per Month	105	110	115	120
Filming for commercial use	Per Day	8 097	8 445	8 816	9 213
Filming for non-commercial use	Per Day	3 036	3 167	3 306	3 455
		2020-21	2021-22	2022-23	2023-24
		ZAR	ZAR	ZAR	ZAR
CHIAWELO RECREATION CENTRE					
Main Hall	Per Day	1 681	1 753	1 831	1 913
Conference room	Per Day	1 230	1 283	1 339	1 399
GROUP ACTIVITIES					
Large	Per Month	316	329	344	359
Medium	Per Month	210	219	229	239
Small	Per Month	105	110	115	120
Filming for commercial use	Per Day	8 097	8 445	8 816	9 213
Filming for non-commercial use	Per Day	3 036	3 167	3 306	3 455
		2020-21	2021-22	2022-23	2023-24
		ZAR	ZAR	ZAR	ZAR
PROTEA SOUTH MULTI-PURPOSE CENTRE					
Hire Fee	Per Day	4 084	4 259	4 447	4 647
Activity Room	Per Day	231	241	252	263
Kitchen	Per Day	468	488	509	532
GROUP ACTIVITIES					
Large	Per Month	316	329	344	359
Medium	Per Month	210	219	229	239
Small	Per Month	105	110	115	120
Filming for commercial use	Per Day	8 097	8 445	8 816	9 213
Filming for non-commercial use	Per Day	3 036	3 167	3 306	3 455

SCHEDULE OF CHARGES FOR RECREATION FACILITIES REGION E					
COMMUNITY DEVELOPMENT SPORT AND RECREATION					
		2020-21	2021-22	2022-23	2023-24
		ZAR	ZAR	ZAR	ZAR
NORSCOT MANOR RECREATION CENTRE					
BILLIARD / BOARDROOM	Per Hour	251	262	273	285
Group Fee	Per Hour	113	118	123	128
ERIKSEN / BOARDROOM 3	Per Hour	188	196	205	214
Group Fee	Per Hour	113	118	123	128
LAPA	Per Day	1 501	1 565	1 634	1 707
Group Fee	Per Hour	83	87	90	94
ROOMS					
TROON / BLUE PANTRY / STUDIO 1	Per Hour	157	164	171	178
Group fee	Per Hour	107	111	116	121
STAVANGER	Per Hour	138	144	150	157
Group fee	Per Hour	100	104	109	114
PLOVER AND STUDIO 2	Per Hour	113	118	123	128
Group fee	Per Hour	88	91	95	100
GARDEN AREA					
Private use	Per Day	780	814	849	888
Corporate use	Per Day	1 405	1 465	1 529	1 598
SECRET GARDEN	Per Day	11 440	11 932	12 457	13 017
Kitchen	Per Hour	107	111	116	121
GROUP FEES:					
OTHER GROUPS					
Art Adult	Per Month	1 641	1 712	1 787	1 868
Callanetics	Per Term	6 141	6 405	6 686	6 987
Domestic Training	Per Session	101	105	110	115
Drama	Per Term	1 999	2 085	2 177	2 275
Irish & Highland Dance	Per Term	3 718	3 878	4 049	4 231
Yoga	Per Month	3 198	3 335	3 482	3 639
Run / Walk for Life	Per Month	1 129	1 177	1 229	1 284
Filming for commercial use	Per Day	8 097	8 445	8 816	9 213
Filming for non-commercial use	Per Day	3 036	3 167	3 306	3 455

1C.227

		2020-21	2021-22	2022-23	2023-24
		ZAR	ZAR	ZAR	ZAR
JABULA RECREATION CENTRE					
HALL HIRE					
Hibiscus Hall					
Hiring fee	Per Day	2 736	2 854	2 980	3 114
Group fees	Per Hour	115	120	126	131
Bougainvillea					
Hiring fee	Per Day	1 846	1 925	2 010	2 101
Group fees	Per Hour	95	99	104	108
ROOMS					
Camelia Cosmos / Fuchsia / Dahlia, Daisy, Jasmine, Sunflower and Tulip					
Hiring fee	Per Day	1 291	1 346	1 406	1 469
Group fees	Per Hour	84	88	92	96
Childrens Parties	3 hours	527	549	574	599
Azalea					
Hiring fee	Per Day	892	930	971	1 015
Group fees	Per Hour	84	88	91	96
Periwinkle					
Hiring fee	Per Day	707	738	770	805
Group fees	Per Hour	78	81	85	88
Magnolia					
Hiring fee	Per Day	796	831	867	906
Group fees	Per Hour	98	102	107	111
Violet					
Hiring fee	Per Day	594	620	647	676
Group fees	Per Hour	53	55	57	60
Wisreria					
Hiring fee	Per Day	401	419	437	457
Group fees	Per Hour	53	55	57	60
Iris					
Hiring fee	Per Day	150	157	164	171
Group fees	Per Hour	49	51	53	56
OTHER GROUPS					
Clamber Club	Per Month	2 977	3 105	3 242	3 388
Picture Framing	Per Month	236	246	257	268
Silver jewellery Making	Per Month	210	219	229	239
Adult Art and Children	Per Month	2 160	2 252	2 352	2 457
Modern Dancing	Per Month	1 830	1 909	1 993	2 083
Outreach Group	Per Month	354	370	386	403
Filming for commercial use	Per Day	8 097	8 445	8 816	9 213
Filming for non-commercial use	Per Day	3 036	3 167	3 306	3 455

1C.228

		2020-21	2021-22	2022-23	2023-24
		ZAR	ZAR	ZAR	ZAR
ERNEST ULLMANN RECREATION CENTRE					
MAIN HALL					
Hiring fee	Per Day	5 260	5 486	5 728	5 985
Group Fee	Per Hour	107	111	116	121
Corporate Functions	Per Day	7 364	7 681	8 019	8 379
ART ROOM					
Group fee	Per Hour	60	63	66	68
POTTERY					
Outreach Group fee	Per Hour	51	54	56	59
Group fee	Per Hour	110	115	120	126
STUDIO 1 / STUDIO 2					
Hiring fee	Per Day	1 640	1 711	1 786	1 867
Group fees	Per Hour	78	81	85	88
STUDIO 4					
Hiring fee	Per Day	1 058	1 104	1 153	1 204
Group fee	Per Hour	70	73	76	80
GLASS STUDIO					
Hiring fee	Per Day	1 058	1 104	1 153	1 204
Group fee	Per Hour	60	63	66	68
OUTDOOR PARK	Per Day	842	878	916	958
PARKING AREA	Per Function	555	579	604	631
GROUP FEES					
REGULAR GROUPS					
Gymnastics	Per Month	10 156	10 592	11 059	11 556
Kip Magrath	Per Month	10 484	10 935	11 416	11 930
Modern Dance	Per Month	4 868	5 078	5 301	5 540
Moms and Babes	Per Month	3 474	3 623	3 783	3 953
Play School	Per Month	7 096	7 401	7 726	8 074
Stage Bright	Per Month	1 719	1 793	1 872	1 956
Time Diet	Per Month	830	866	904	945
Filming for commercial use	Per Day	8 097	8 445	8 816	9 213
Filming for non-commercial use	Per Day	3 036	3 167	3 306	3 455

1C.229

		2020-21	2021-22	2022-23	2023-24
		ZAR	ZAR	ZAR	ZAR
WENDYWOOD RECREATION CENTRE					
MAIN HALL 1					
Hall Hire fee	Per Day	2 262	2 359	2 463	2 574
Group fee	Per Hour	103	107	112	117
Studio 2					
Hall Hire	Per Day	1 578	1 646	1 718	1 796
Studio 3					
Hall Hire	per hire	1 157	1 207	1 260	1 317
Kitchen (new)					
Hiring fee	Per Day	842	878	916	958
Ballet	Per Month	5 260	5 486	5 728	5 985
Tennis Per Court	Per Month	1 368	1 426	1 489	1 556
Tennis Courts social groups	Per Hour	32	60	63	65
Squash Per Courts	Per Month	1 368	1 426	1 489	1 556
Filming for commercial use	Per Day	8 097	8 445	8 816	9 213
Filming for non-commercial use	Per Day	3 036	3 167	3 306	3 455
		2020-21	2021-22	2022-23	2023-24
		ZAR	ZAR	ZAR	ZAR
PATERSON PARK RECREATION CENTRE					
MAIN HALL					
Hiring Fee - Community (Including Kitchen & Deck)	Per Day	-	5 486	5 728	5 985
Hire Fee - Corporate Function (Including Kitchen & Deck)	Per Day	-	7 681	8 019	8 379
Group Fee	Per Hour	-	167	174	182
DANCING STUDIO					
Group Fee	Per Hour	-	94	98	102
BOARDROOM					
Hiring Fee (Meetings/Workshops)	Per Hour	-	209	218	228
Group Fee	Per Hour	-	63	65	68
ACTIVITY ROOM					
Hiring Fee	Per Hour	-	73	76	80
OUTSIDE AMPHITHEATRE					
Hiring Fee (Community Based)	Per Hour	-	83	87	91
Hiring Fee (Professional)	Per Hour	-	313	327	341
Filming for commercial use	Per Day	8 097	8 445	8 816	9 213
Filming for non-commercial use	Per Day	3 036	3 167	3 306	3 455

1C.230

		2020-21	2021-22	2022-23	2023-24
		ZAR	ZAR	ZAR	ZAR
FIELD AND STUDY RECREATION CENTRE					
MAIN HALL					
Hiring Fee	Per Day	3 123	3 257	3 400	3 553
Group fee	Per Hour	194	203	212	221
LAPA					
Hiring Fee	Per Day	2 809	2 930	3 059	3 197
Group fee	Per Hour	163	170	178	186
LAPA 2					
Childrens Party	Per Session	1 010	1 053	1 099	1 149
ROOM 1					
Hiring Fee	Per Day	1 135	1 184	1 236	1 291
Group Fee	Per Hour	94	98	102	107
ROOM 2					
Hiring Fee	Per Day	1 561	1 629	1 700	1 777
Group Fee	Per Hour	107	111	116	121
ROOM 3					
Hiring Fee	Per Day	1 900	1 982	2 069	2 162
Group Fee	Per Hour	125	131	137	143
Kitchen Fee					
Kitchen Fee	Per Hour	195	203	212	221
Group fee	Per Hour	120	125	131	136
STUDIO 1					
Hiring Fee	Per Day	2 703	2 819	2 943	3 075
Group Per Hour	Per Hour	150	157	164	171
STUDIO 2					
Hiring Fee Per Day	Per Day	1 198	1 249	1 304	1 363
Group Per Hour	Per Hour	94	98	102	107
STUDIO 3					
Hiring Fee	Per Day	1 869	1 949	2 035	2 126
Group Fee	Per Hour	107	111	116	121
GARDEN AREA					
Private Use	Per Session	1 060	1 105	1 154	1 206
Corporate Use					
Corporate Use	Per Day	3 179	3 316	3 462	3 618

1C.231

OTHER GROUPS					
Art Kim additional classes	Per Month	4 144	4 322	4 513	4 716
Bridge	Per Month	823	858	896	936
Homekeepers	per course	796	831	867	906
Montessori Pre School	Per Month	8 384	8 744	9 129	9 540
Sewing - domestic course	Per Month	2 220	2 315	2 417	2 526
Art Workshops	Per Workshop	3 637	3 793	3 960	4 138
Filming for commercial use	Per Day	8 097	8 445	8 816	9 213
Filming for non-commercial use	Per Day	3 036	3 167	3 306	3 455
		2020-21	2021-22	2022-23	2023-24
		ZAR	ZAR	ZAR	ZAR
MARLBORO HALL					
Hall Hire Per Day	Per Day	2 383	2 485	2 595	2 711
Group Free	Per Hour	113	118	123	128
STUDIO	Per Day	1 006	1 049	1 095	1 144
Group Free	Per Hour	78	81	85	88
Side Room 1	Per Hour	63	66	69	72
Group Free	Per Hour	32	33	34	36
LAPA AREA	Per Day	1 004	1 047	1 093	1 142
Outside Cooking Area (extra fees)	Per Day	1 052	1 097	1 146	1 197
Filming for commercial use	Per Day	8 097	8 445	8 816	9 213
Filming for non-commercial use	Per Day	3 036	3 167	3 306	3 455
		2020-21	2021-22	2022-23	2023-24
		ZAR	ZAR	ZAR	ZAR
BEZ VALLEY CARAVAN PARK					
Caravan Park					
Week Days					
Per stand (2 persons per caravan)	Per Day	93	97	101	106
Extra per person	Per Day	25	26	27	29
Weekends					
Per Stand 2 persons per caravan	Per Day	110	115	120	126
Extra per person	Per Day	38	39	41	43
LAPA					
50 People or less	Per Day	398	415	433	452
51 - 150	Per Day	884	922	962	1 006
151-300	Per Day	1 324	1 381	1 442	1 507
300 - 500	Per Day	1 667	1 739	1 816	1 897
Corporate Fee 2 x Venue Hire					
Filming for commercial use	Per Day	8 097	8 445	8 816	9 213
Filming for non-commercial use	Per Day	3 036	3 167	3 306	3 455

1C.232

		2020-21	2021-22	2022-23	2023-24
		ZAR	ZAR	ZAR	ZAR
ATREC SPORT COMPLEX					
HALL Hire	Per Day	1 613	1 682	1 756	1 835
Group Free	Per Hour	87	91	95	99
KITCHEN	Per Day	621	648	676	707
DINING HALL	Per Day	1 242	1 296	1 353	1 414
STUDIO 1 & 2 (new)					
Hiring Fee	Per Day	702	732	764	799
Group Fee	Per Hour	35	37	38	40
GROUND HIRE	Per Function	1 615	1 684	1 759	1 838
Filming for commercial use	Per Day	8 097	8 445	8 816	9 213
Filming for non-commercial use	Per Day	3 036	3 167	3 306	3 455
		2020-21	2021-22	2022-23	2023-24
		ZAR	ZAR	ZAR	ZAR
EASTBANK HALL					
Hall Hire	Per Day	2 383	2 485	2 595	2 711
Group Fee	Per Hour	110	115	120	126
Filming for commercial use	Per Day	8 097	8 445	8 816	9 213
Filming for non-commercial use	Per Day	3 036	3 167	3 306	3 455
		2020-21	2021-22	2022-23	2023-24
		ZAR	ZAR	ZAR	ZAR
KLIPFONTEIN VIEW MULTIPURPOSE CENTRE					
HALL HIRE					
KOPANONG					
Hiring fee	Per Day	2 383	2 486	2 595	2 712
Group fee	Per Hour	53	55	57	60
OUTDOOR PARK					
Hiring fee	Per Day	839	875	914	955
Filming for commercial use	Per Day	8 097	8 445	8 816	9 213
Filming for non-commercial use	Per Day	3 036	3 167	3 306	3 455

SCHEDULE OF CHARGES FOR RECREATION FACILITIES REGION F					
COMMUNITY DEVELOPMENT SPORT AND RECREATION					
		2020-21	2021-22	2022-23	2023-24
		ZAR	ZAR	ZAR	ZAR
CROWN GARDENS REC CENTRE					
HALL HIRE					
Protea Hall	Per Day	2 184	2 278	2 378	2 485
Blue Room	Per Day	612	638	667	697
TV Room	Per Day	851	888	927	968
Pre-Fab Room	Per Day	612	638	667	697
Kitchen	Per Day	487	507	530	554
Group Activities					
Protea Hall	Per Hour	37	38	40	42
Blue Room	Per Hour	10	11	11	12
TV Room	Per Hour	14	15	15	16
Pre-Fab Room	Per Hour	10	11	11	12
Sport Activities					
Courts	Per Hour	21	22	23	24
Lights on courts	Per Hour	30	31	32	34
Filming for commercial use	Per Day	8 097	8 445	8 816	9 213
Filming for non-commercial use	Per Day	3 036	3 167	3 306	3 455
		2020-21	2021-22	2022-23	2023-24
		ZAR	ZAR	ZAR	ZAR
KLIPIRIVIERSBERG REC CENTRE					
HALL HIRE					
Kiepersol A or B	Per Day	6 438	6 715	7 011	7 326
Kiepersol A+B	Per Day	12 670	13 215	13 796	14 417
Tambotie	Per Day	3 903	4 071	4 250	4 442
Geelhout	Per Day	2 907	3 032	3 165	3 308
Lala Palm	Per Day	1 337	1 395	1 456	1 522
Strelitzia	Per Day	1 285	1 340	1 399	1 462
Pyramid	Per Day	2 755	2 874	3 000	3 135
Boardroom	Per Day	436	455	475	497
Centres Recreation Groups	Per Hour	63	66	69	72
Rental (School)	Per Month	3 780	3 943	4 116	4 301
Field Area Outside Lala Palm	Per Day	13 018	13 578	14 175	14 813
Filming for commercial use	Per Day	8 097	8 445	8 816	9 213
Filming for non-commercial use	Per Day	3 036	3 167	3 306	3 455

1C.234

		2020-21	2021-22	2022-23	2023-24
		ZAR	ZAR	ZAR	ZAR
SOUTHERN SUBURBS					
HALL HIRE					
Main Hall 540sqm (200 -230 people)	Per Day	2 844	2 967	3 097	3 237
Oak Room 143sqm (70 - 100 people)	Per Day	1 870	1 950	2 036	2 127
Glasshouse 160sqm (90 - 120 people)	Per Day	1 767	1 843	1 924	2 010
Blue Room 90sqm	Per Day	935	975	1 018	1 064
Recreational Groups					
Main Hall	Per Hour	42	44	46	48
Blue Room	Per Hour	28	29	31	32
Oak Room	Per Hour	42	44	46	48
Glass Room	Per Hour	42	44	46	48
Dancing	Per Hour	42	44	46	48
Karate	Per Hour	42	44	46	48
Yoga	Per Hour	28	30	31	32
Scarletics	Per Hour	48	50	52	55
Aerobics	Per Hour	21	22	23	24
Judo	Per Hour	28	30	31	32
Pigeons	Per Season	1 574	1 641	1 714	1 791
Rentals					
Box Office	Per Month	2 630	2 743	2 864	2 993
Soccer Fields					
Casual Use	Per Game	417	435	454	474
Cricket Field - Lower	Per Game	728	759	793	829
Cricket Field - Upper	Per Game	623	650	678	709
Filming for commercial use	Per Day	8 097	8 445	8 816	9 213
Filming for non-commercial use	Per Day	3 036	3 167	3 306	3 455

1C.235

		ZAR	ZAR	ZAR	ZAR
SOUTH RAND RECREATION CENTRE					
HALL HIRE					
Jupiter	Per Day	1 972	2 057	2 148	2 244
Neptune	Per Day	1 482	1 546	1 614	1 687
Neptune including Lapa Area for fuctions	Per Day	1 767	1 843	1 924	2 010
Venus	Per Day	286	298	312	326
Lapa area with braai facility	Per Day	480	500	522	546
Group Activities					
Aerobics / Taebo	Per Hour	23	24	25	26
Boxing	Per Hour	26	27	28	30
Karate	Per Hour	40	42	44	46
Trampoline	Per Hour	40	42	44	46
Dancing	Per Hour	40	42	44	46
Angling Club	Per Hour	72	75	78	81
SASFA	Per Hour	19	20	21	22
Court Usage (Netball\Basketball)	Per Hour	21	22	23	24
Pigeon Club	Per Season	1 570	1 637	1 709	1 786
<i>Open area</i>					
Per Day	Per Day	209	218	228	238
Per Day with electricity	Per Day	310	324	338	353
<i>Gymnasium: Fees per person (Per Month)</i>					
Adults	Per Month	117	122	127	133
Children 18 and under	Per Month	61	64	66	69
Senior Citizens and PWD's	Per Month	61	64	66	69
Filming for commercial use	Per Day	8 097	8 445	8 816	9 213
Filming for non-commercial use	Per Day	3 036	3 167	3 306	3 455
		2020-21	2021-22	2022-23	2023-24
		ZAR	ZAR	ZAR	ZAR
MONDEOR REC CENTRE					
HALL RENTAL					
Main Hall	Per Day	1 972	2 057	2 148	2 244
Groups	Per Hour	80	83	87	91
Moth Hall		623	649	678	708
Groups	Per Hour	45	47	49	51
Filming for commercial use	Per Day	8 097	8 445	8 816	9 213
Filming for non-commercial use	Per Day	3 036	3 167	3 306	3 455

1C.236

		2020-21	2021-22	2022-23	2023-24
		ZAR	ZAR	ZAR	ZAR
BERTHA SOLOMONS REC CENTRE					
Main Hall					
Hiring fee	Per Day	1 409	1 470	1 534	1 603
Small Hall					
Hiring fee	Per Day	947	988	1 031	1 078
Rooms					
Boardroom					
Hiring fee	Per Day	472	493	514	537
Sewing Room					
Hiring fee	Per Day	472	493	514	537
Croztech Room					
Hiring fee	Per Day	472	493	514	537
Filming for commercial use	Per Day	8 097	8 445	8 816	9 213
Filming for non-commercial use	Per Day	3 036	3 167	3 306	3 455

1C.237

		2020-21	2021-22	2022-23	2023-24
		ZAR	ZAR	ZAR	ZAR
BRAAMFONTEIN REC CENTRE					
Alec Gorshel Complete					
Hiring fee	Per Day	12 635	13 179	13 758	14 378
Institutions with Special tariff	Per Day	10 797	11 261	11 757	12 286
Alec Gorshel Big					
Hiring fee	Per Day	11 369	11 858	12 380	12 937
Alec Gorshel Small					
Hiring fee	Per Day	10 249	10 690	11 161	11 663
Institutions with Special tariff	Per Day	9 184	9 579	10 000	10 450
Rooms					
Scorpio					
Hiring fee	Per Day	2 412	2 516	2 626	2 745
Institution with Special tariff	Per Day	2 187	2 281	2 381	2 489
Gemini					
Hiring Fee	Per Day	2 006	2 092	2 184	2 282
Institution with Special tariff	Per Day	1 805	1 883	1 965	2 054
Leo					
Hiring fee	Per Day	2 006	2 092	2 184	2 282
Institution with Special tariff	Per Day	1 805	1 883	1 965	2 054
Leo and Gemini					
Hiring fee	Per Day	3 800	3 964	4 138	4 324
Institution with Special tariff	Per Day	3 440	3 588	3 746	3 914
Karate					
Hiring fee	Per Day	1 456	1 519	1 586	1 657
Institutions with Special tariff	Per Day	1 313	1 370	1 430	1 494
Squash					
Hiring fee	Per Day	685	715	746	780
Institutions with Special tariff	Per Day	616	642	670	701
Kitchen					
Hiring fee	Per Day	863	900	940	982
Squash					
Daily Fee	Per Day	37	38	40	42
Filming for commercial use	Per Day	8 097	8 445	8 816	9 213
Filming for non-commercial use	Per Day	3 036	3 167	3 306	3 455

1C.238

		2020-21	2021-22	2022-23	2023-24
		ZAR	ZAR	ZAR	ZAR
HILLBROW RECREATION CENTRE					
Main Hall					
Hiring fee	Per Day	1 304	1 361	1 420	1 484
Side Hall					
Junior Room	Per Day	526	549	573	599
Lounge Room	Per Day	741	772	806	843
Creche Room (Weekend Hire)	Per Day	741	772	806	843
Art Room	Per Day	526	549	573	599
Group Per Hour	Per Hour	111	116	121	126
Creche Rental	Per Month	-	2 500	2 610	2 727
Filming for commercial use	Per Day	8 097	8 445	8 816	9 213
Filming for non-commercial use	Per Day	3 036	3 167	3 306	3 455
		2020-21	2021-22	2022-23	2023-24
		ZAR	ZAR	ZAR	ZAR
GROSVENOR RECREATION CENTRE					
Hall Hire					
Whale Hall	Per Day	3 265	3 405	3 555	3 715
Dolphin Hall	Per Day	1 634	1 704	1 779	1 859
Activity Room 1	Per Day	255	266	277	290
Activity Room 2	Per Day	255	266	277	290
Conferences / Meetings					
Whale Hall Full House	Per Day	3 095	3 228	3 370	3 521
Dolphine Hall	Per Day	1 549	1 616	1 687	1 763
SPORT ACTIVITIES					
Tennis Courts	Per Session	589	615	642	671
Aerobics	Per Hour	21	22	23	24
DESCRIPTION					
Group Activities	Per Month	526	549	573	599
Filming for commercial use	Per Day	8 097	8 445	8 816	9 213
Filming for non-commercial use	Per Day	3 036	3 167	3 306	3 455

1C.239

		2020-21	2021-22	2022-23	2023-24
		ZAR	ZAR	ZAR	ZAR
HOFLAND PARK REC CENTRE					
Main Hall					
Hiring fee	Per Day	900	939	980	1 024
Groups	Per Hour	105	110	115	120
Side Hall					
Hiring fee	Per Day	472	493	514	537
Room 1					
Hiring fee	Per Day	218	227	237	248
Groups	Per Hour	33	35	36	38
Filming for commercial use	Per Day	8 097	8 445	8 816	9 213
Filming for non-commercial use	Per Day	3 036	3 167	3 306	3 455
		2020-21	2021-22	2022-23	2023-24
		ZAR	ZAR	ZAR	ZAR
MAURICE FREEMAN REC CENTRE					
Main Hall					
Hiring fee	Per Day	827	862	900	941
Group Fees	Per Hour	150	156	163	171
Side Hall					
Hiring fee	Per Day	472	493	514	537
Room 1					
Hiring fee	Per Day	218	227	237	248
Kitchen	Per Day	199	207	216	226
Filming for commercial use	Per Day	8 097	8 445	8 816	9 213
Filming for non-commercial use	Per Day	3 036	3 167	3 306	3 455

1C.240

		2020-21	2021-22	2022-23	2023-24
		ZAR	ZAR	ZAR	ZAR
YEOVILLE RECREATION CENTRE					
HALL RENTAL					
Main Hall	Per Hour	184	192	201	210
Gold Room	Per Hour	166	173	180	189
Yellow Room	Per Hour	165	172	180	188
Silver Room	Per Hour	84	87	91	95
Blue Room	Per Hour	56	58	61	64
Green Room	Per Hour	56	58	61	64
GROUP FEES					
Aerobics	Per Hour	22	23	24	25
Creche Rental	Per Month	-	1 500	1 566	1 636
Filming for commercial use	Per Day	8 097	8 445	8 816	9 213
Filming for non-commercial use	Per Day	3 036	3 167	3 306	3 455

		2020-21	2021-22	2022-23	2023-24
		ZAR	ZAR	ZAR	ZAR
JAN HOFMEYR RECREATION					
HALL HIRE					
Main Hall					
Hiring fee	Per Day	1 156	1 206	1 259	1 315
Stoep area	Per Day	167	174	182	190
ACTIVITY ROOMS					
Room 1	Per Hour	138	144	150	157
GROUP FEES:					
Art	Per Month	255	266	278	291
Aerobics	Per Hour	22	23	24	25
Filming for commercial use	Per Day	8 097	8 445	8 816	9 213
Filming for non-commercial use	Per Day	3 036	3 167	3 306	3 455

1C.241

		2020-21	2021-22	2022-23	2023-24
		ZAR	ZAR	ZAR	ZAR
BRIXTON MULTIPURPOSE (NEW)					
HALL HIRE					
<i>Main Hall</i>					
Hire Fee - Community	Per Day	-	3 903	4 075	4 258
Hire Fee - Community	Per Day	-	7 903	8 251	8 622
<i>1/2 of Main Hall</i>					
Hire Fee - Community	Per Day	-	1 951	2 037	2 129
Hire Fee - Community	Per Day	-	3 903	4 075	4 258
<i>Auditorium</i>					
Hire Fee - Community	Per Day	-	2 000	2 088	2 182
Hire Fee - Community	Per Day	-	4 000	4 176	4 364
<i>Boardroom</i>					
Hire Fee - Community	Per Day	-	436	455	476
Hire Fee - Community	Per Day	-	872	910	951
<i>Art Room</i>					
Hire Fee - Community	Per Day	-	218	228	238
Hire Fee - Community	Per Day	-	436	455	476
<i>Activity Room</i>					
Hire Fee - Community	Per Day	-	472	493	515
Hire Fee - Community	Per Day	-	944	986	1 030
<i>Dance Room</i>					
Hire Fee - Community	Per Day	-	472	493	515
Hire Fee - Community	Per Day	-	944	986	1 030
<i>1/2 of Dance Room</i>					
Hire Fee - Community	Per Day	-	236	246	257
Hire Fee - Community	Per Day	-	472	493	515
<i>Discussion Room</i>					
Hire Fee - Community	Per Day	-	218	228	238
Hire Fee - Community	Per Day	-	436	455	476
<i>Main Kitchen</i>					
Hire Fee - Community	Per Day	-	2 500	2 610	2 727
Hire Fee - Commercial	Per Day	-	5 000	5 220	5 455
<i>Satellite Kitchen</i>					
Hire Fee - Community	Per Day	-	842	879	919
Hire Fee - Commercial	Per Day	-	1 684	1 758	1 837
<i>Kiosk</i>					
Hire Fee - Community	Per Day	-	248	259	271
Hire Fee - Commercial	Per Day	-	497	519	542
<i>Indoor Multipurpose Court</i>					
Hire Fee - Community	Per Day	-	6 335	6 614	6 911
Hire Fee - Commercial	Per Day	-	12 670	13 227	13 823
Filming for commercial use	Per Day	-	8 445	8 816	9 213
Filming for non-commercial use	Per Day	-	3 167	3 306	3 455

SCHEDULE OF CHARGES FOR RECREATION FACILITIES REGION G					
COMMUNITY DEVELOPMENT SPORT AND RECREATION					
		2020-21	2021-22	2022-23	2023-24
		ZAR	ZAR	ZAR	ZAR
ENNERDALE EXT. 9 COMMUNITY CENTRE					
Main Hall					
Hire fee	Per Day	1 052	1 097	1 146	1 197
GROUP ACTIVITIES					
Large	Per Month	316	329	344	359
Medium	Per Month	210	219	229	239
Small	Per Month	105	110	115	120
Filming for commercial use	Per Day	8 097	8 445	8 816	9 213
Filming for non-commercial use	Per Day	3 036	3 167	3 306	3 455
		2020-21	2021-22	2022-23	2023-24
		ZAR	ZAR	ZAR	ZAR
ENNERDALE EXT. 1 COMMUNITY CENTRE					
Main Hall					
Hiring fee		1 217	1 270	1 325	1 385
GROUP ACTIVITIES					
Large	Per Month	316	329	344	359
Medium	Per Month	210	219	229	239
Small	Per Month	105	110	115	120
Filming for commercial use	Per Day	8 097	8 445	8 816	9 213
Filming for non-commercial use	Per Day	3 036	3 167	3 306	3 455
		2020-21	2021-22	2022-23	2023-24
		ZAR	ZAR	ZAR	ZAR
ORANGE FARM EXT. 1 RECREATION CENTRE					
Main Hall					
Hire fee	Per Day	315	328	343	358
GROUP ACTIVITIES					
Large	Per Month	316	329	344	359
Medium	Per Month	210	219	229	239
Small	Per Month	105	110	115	120
Filming for commercial use	Per Day	8 097	8 445	8 816	9 213
Filming for non-commercial use	Per Day	3 036	3 167	3 306	3 455

1C.243

		2020-21	2021-22	2022-23	2023-24
		ZAR	ZAR	ZAR	ZAR
ORANGE FARM EXT. 2 RECREATION CENTRE					
Main Hall					
Hire fee	Per Day	368	384	401	419
GROUP ACTIVITIES					
Large	Per Month	316	329	344	359
Medium	Per Month	210	219	229	239
Small	Per Month	105	110	115	120
Filming for commercial use	Per Day	8 097	8 445	8 816	9 213
Filming for non-commercial use	Per Day	3 036	3 167	3 306	3 455
		2020-21	2021-22	2022-23	2023-24
		ZAR	ZAR	ZAR	ZAR
POORTJIE COMMUNITY CENTRE (OLD FACILITY)					
HALL HIRE:					
Hire fee	Per Day	315	328	343	358
GROUP ACTIVITIES					
Large	Per Month	316	329	344	359
Medium	Per Month	210	219	229	239
Small	Per Month	105	110	115	120
Filming for commercial use	Per Day	8 097	8 445	8 816	9 213
Filming for non-commercial use	Per Day	3 036	3 167	3 306	3 455

1C.244

		2020-21	2021-22	2022-23	2023-24
		ZAR	ZAR	ZAR	ZAR
LENASIA SOUTH CIVIC CENTRE					
HALL HIRE					
Main Hall					
Hire fee	Per Day	2 630	2 743	2 864	2 993
BOARD ROOM					
Hire fee	Per Day	684	713	745	778
SMALL HALL					
Hire fee	Per Day	1 578	1 646	1 718	1 796
Kitchen	Per Day	736	768	802	838
GROUP ACTIVITIES					
Large	Per Month	316	329	344	359
Medium	Per Month	210	219	229	239
Small	Per Month	105	110	115	120
Filming for commercial use	Per Day	8 097	8 445	8 816	9 213
Filming for non-commercial use	Per Day	3 036	3 167	3 306	3 455
		2020-21	2021-22	2022-23	2023-24
		ZAR	ZAR	ZAR	ZAR
ZAKARIYA PARK COMMUNITY CENTRE					
HALL HIRE					
Main Hall					
Hire fee	Per Day	736	768	802	838
Small Hall	Per Day	579	603	630	658
GROUP ACTIVITIES					
Large	Per Month	316	329	344	359
Medium	Per Month	210	219	229	239
Small	Per Month	105	110	115	120
Filming for commercial use	Per Day	8 097	8 445	8 816	9 213
Filming for non-commercial use	Per Day	3 036	3 167	3 306	3 455

1C.245


		2020-21	2021-22	2022-23	2023-24
		ZAR	ZAR	ZAR	ZAR
LENASIA CIVIC CENTRE					
HALL HIRE					
Main Hall					
Hire fee	Per Day	1 684	1 756	1 834	1 916
Small Hall					
Hire fee	Per Day	526	549	573	599
BOARD ROOM	Per Day	368	384	401	419
GROUP ACTIVITIES					
Large	Per Month	316	329	344	359
Medium	Per Month	210	219	229	239
Small	Per Month	105	110	115	120
Filming for commercial use	Per Day	8 097	8 445	8 816	9 213
Filming for non-commercial use	Per Day	3 036	3 167	3 306	3 455
		2020-21	2021-22	2022-23	2023-24
		ZAR	ZAR	ZAR	ZAR
LENASIA EXT. 7 RECREATION CENTRE					
HALL HIRE					
Main Hall					
Hire fee	Per Day	736	768	802	838
Wendy House	Per Month	631	658	687	718
Pre-School					
	Per Month	2 104	2 194	2 291	2 394
GROUP ACTIVITIES					
Large	Per Month	316	329	344	359
Medium	Per Month	210	219	229	239
Small	Per Month	105	110	115	120
Filming for commercial use	Per Day	8 097	8 445	8 816	9 213
Filming for non-commercial use	Per Day	3 036	3 167	3 306	3 455

		2020-21	2021-22	2022-23	2023-24
		ZAR	ZAR	ZAR	ZAR
IASIA EXT. 3 RECREATION CENTRE					
Main Hall					
Hire fee	Per Day	842	878	916	958
Pre-School	Per Day	2 104	2 194	2 291	2 394
GROUP ACTIVITIES					
Large	Per Month	316	329	344	359
Medium	Per Month	210	219	229	239
Small	Per Month	105	110	115	120
Filming for commercial use	Per Day	8 097	8 445	8 816	9 213
Filming for non-commercial use	Per Day	3 036	3 167	3 306	3 455
		2020-21	2021-22	2022-23	2023-24
		ZAR	ZAR	ZAR	ZAR
ORANGE FARM, FINETOWN AND POORTJIE MULTIPURPOSE COMMUNITY CENTRES					
HALL HIRE					
Hire fee	Per Day	930	970	1 012	1 058
BOARD ROOM:					
Boardroom Hire fee	Per Day	332	346	362	378
GROUP ACTIVITIES					
Large	Per Month	316	329	344	359
Medium	Per Month	210	219	229	239
Small	Per Month	105	110	115	120
Filming for commercial use	Per Day	8 097	8 445	8 816	9 213
Filming for non-commercial use	Per Day	3 036	3 167	3 306	3 455
		2020-21	2021-22	2022-23	2023-24
		ZAR	ZAR	ZAR	ZAR
ORANGE FARM, FINETOWN AND POORTJIE MULTIPURPOSE COMMUNITY CENTRES					
HALL HIRE					
Hire fee	Per Day	930	970	1 012	1 058
BOARD ROOM:					
Boardroom Hire fee	Per Day	332	346	362	378
GROUP ACTIVITIES					
Large	Per Month	316	329	344	359
Medium	Per Month	210	219	229	239
Small	Per Month	105	110	115	120
Filming for commercial use	Per Day	8 097	8 445	8 816	9 213
Filming for non-commercial use	Per Day	3 036	3 167	3 306	3 455

		2020-21	2021-22	2022-23	2023-24
		ZAR	ZAR	ZAR	ZAR
DON MATEMAN COMMUNITY CENTRE					
HALL HIRE					
Hire fee	Per Day	1 568	1 636	1 708	1 784
Kitchen	Per Day	242	252	263	275
GROUP ACTIVITIES					
Large	Per Month	316	329	344	359
Medium	Per Month	210	219	229	239
Small	Per Month	105	110	115	120
Filming for commercial use	Per Day	8 097	8 445	8 816	9 213
Filming for non-commercial use	Per Day	3 036	3 167	3 306	3 455
		2020-21	2021-22	2022-23	2023-24
		ZAR	ZAR	ZAR	ZAR
DON MATEMAN COMMUNITY CENTRE					
HALL HIRE					
Hire fee	Per Day	1 568	1 636	1 708	1 784
Kitchen	Per Day	242	252	263	275
GROUP ACTIVITIES					
Large	Per Month	316	329	344	359
Medium	Per Month	210	219	229	239
Small	Per Month	105	110	115	120
Filming for commercial use	Per Day	8 097	8 445	8 816	9 213
Filming for non-commercial use	Per Day	3 036	3 167	3 306	3 455
		2020-21	2021-22	2022-23	2023-24
		ZAR	ZAR	ZAR	ZAR
J.D. OPPERMAN RECREATION CENTRE					
HALL HIRE					
Hire fee	Per Day	842	878	916	958
Small Hall	Per Day	421	439	458	479
GROUP ACTIVITIES					
Large	Per Month	316	329	344	359
Medium	Per Month	210	219	229	239
Small	Per Month	105	110	115	120
Filming for commercial use	Per Day	8 097	8 445	8 816	9 213
Filming for non-commercial use	Per Day	3 036	3 167	3 306	3 455

1C.248

		2020-21	2021-22	2022-23	2023-24
		ZAR	ZAR	ZAR	ZAR
BERTUS POP RECREATION					
HALL HIRE					
Hire Fee	Per Day	842	878	916	958
Small Hall	Per Day	421	439	458	479
RENTALS Per Month:					
Chreche fees Per Month	Per Month	1 494	1 558	1 627	1 700
GROUP ACTIVITIES					
Large	Per Month	316	329	344	359
Medium	Per Month	210	219	229	239
Small	Per Month	105	110	115	120
Filming for commercial use	Per Day	8 097	8 445	8 816	9 213
Filming for non-commercial use	Per Day	3 036	3 167	3 306	3 455
		2020-21	2021-22	2022-23	2023-24
		ZAR	ZAR	ZAR	ZAR
LENASIA EXT 9 BUT HUT					
Hall Hire	Per Day	263	274	286	299
GROUP ACTIVITIES					
Large	Per Month	316	329	344	359
Medium	Per Month	210	219	229	239
Small	Per Month	105	110	115	120
Filming for commercial use	Per Day	8 097	8 445	8 816	9 213
Filming for non-commercial use	Per Day	3 036	3 167	3 306	3 455

	COMMUNITY DEVELOPMENT SPORT AND RECREATION SPORT FACILITIES	
<u>DEFINITION AND CATEGORIES OF SPORTS FACILITIES</u>		
<u>CATEGORY A</u>		
Stadium		
National facility should be able to host National level competitions and tournaments, and depending on International Governing Body specifications, also host international events.		
<u>CATEGORY B</u>		
Community Stadiums		
Hosts community sport events including school tournaments and competitive sport		
<u>CATEGORY C</u>		
Sport Complex		
Multi sport facility that can host multiple activities. It is usually fenced and may consist of several courts, playing field/s, club house and ablution blocks.		
<u>CATEGORY D</u>		
Indoor sport facility/Arena		
The indoor facilities must also be multi-use, and provide reasonable seating, and a play surface that is appropriate for multiple activities and marked accordingly. The playing area should have a minimum clearance of 2 metres on all sides. The facility must have male and female ablutions with at least one		
<u>CATEGORY E1</u>		
Single use outdoor facilities		
Facilities meant for a specific code such as golf, cricket and so on, Such facilities are fenced, have a clubhouse and a playing field.		
<u>CATEGORY E2</u>		
Stand alone		
Netball courts, tennis courts and basketball courts which may be fenced with/without ablution facilities		
<u>CATEGORY F</u>		
Open fields		
Grassed / Non-grassed fields. Most instances managed by Clubs / LFAs		

SCHEDULE OF CHARGES FOR SPORT FACILITIES ALL REGIONS CATEGORY A				
COMMUNITY DEVELOPMENT SPORT AND RECREATION				
	2020-21	2021-22	2022-23	2023-24
	ZAR	ZAR	ZAR	ZAR
Roodepoort Athletics Stadium				
DESCRIPTION				
HALL HIRE				
Hire fee 1 or 2	534	557	581	607
Hire fee 3,4,5 and 6	6 304	6 575	6 864	7 173
FIELD AND TRACK				
Main hall, Pavilion, Track and Media Facilities	10 618	11 074	11 561	12 082
International, National and Provincial	17 006	17 737	18 517	19 351
Schools / Institutions	7 430	7 750	8 091	8 455
Amateur Day / Night Games (excluding floodlights)	960	1 001	1 045	1 092
FLOODLIGHTS PER HOUR				
A Level	291	303	317	331
B Level	335	350	365	381
C Level	388	405	423	442
MEDIA FACILITY				
Media Hall	1 961	2 046	2 136	2 232
Camera	3 407	3 553	3 709	3 876
FILMING PER DAY OR PART THERE-OFF				
Commercial	8 097	8 445	8 816	9 213
Non Commercial	3 036	3 167	3 306	3 455
Kiosk (per kiosk per day)	277	289	302	316
Music Festival (open field only)	37 735	39 358	41 089	42 938
TRAINING				
Professional per day	1 669	1 741	1 818	1 899
Amateur training per game	679	709	740	773

1C.251

GROUP FEES				
Soccer per month	811	846	884	923
Rugby per month	2 775	2 894	3 021	3 157
Karate	811	846	884	923
Kick Boxing	811	846	884	923
Run / Walk for life	811	846	884	923
Outside Usage per event	1 665	1 736	1 813	1 894
NB: Preparation time is regarded as a day before and a day after otherwise normal tariffs applies.				

SCHEDULE OF CHARGES FOR SPORT FACILITIES ALL REGIONS CATEGORY B					
COMMUNITY DEVELOPMENT SPORT AND RECREATION					
		2020-21	2021-22	2022-23	2023-24
		ZAR	ZAR	ZAR	ZAR
Rabie Ridge stadium, Ivory park stadium, Union stadium, Davidsonville stadium, Alexandra stadium, Eldorado park stadium, Ennerdale stadium and Lenasia soccer stadium, Randburg Sport Complex, Paterson Park Multipurpose stadium					
MATCHES					
* SAFA & PSL	Per Game	3 478	3 628	3 787	3 958
* NDF (Mvela)	Per Season (Anchor	15 696	16 371	17 091	17 860
* Training Fee	Per Game (ad-hoc)	1 604	1 673	1 747	1 826
*LFA / OTHERS:	Per Season (4 fields max)				
ABC MOTSEPE LEAGUE & SASOL					
ABC MOTSEPE LEAGUE	Seasonal	5 058	5 275	5 507	5 755
	Per Game (ad-hoc)	436	455	475	496
* Sasol	Seasonal	3 139	3 274	3 418	3 572
	Per Game (ad-hoc)	384	400	418	437
SAB & ABSA League					
* SAB	Seasonal	2 093	2 183	2 279	2 381
	Per Game (ad-hoc)	262	273	285	298
*Womens Regional League	Seasonal	2 616	2 728	2 849	2 977
	Per Game (ad-hoc)	349	364	380	397
* General	Per Match	523	546	570	595
**Tournament (Commercial)	Per Match	2 616	2 728	2 849	2 977
** Training fee	Per Hour	262	273	285	298
* Floodlights	Per Hour w/o lights	105	109	114	119
* Parking space	Per Day	1 308	1 364	1 424	1 488
ATHLETICS					
PROVINCIAL / MAJOR EVENTS					
Hire	Per Day	1 134	1 182	1 234	1 290
DISTRICT/ DEVELOPMENT					
Hire	Per Day	610	637	665	695
SCHOOLS					
Hire	Per Day	349	364	380	397
Filming for commercial use	Per Day	8 097	8 445	8 816	9 213
Filming for non-commercial use	Per Day	3 036	3 167	3 306	3 455

1C.253

		2020-21	2021-22	2022-23	2023-24
		ZAR	ZAR	ZAR	ZAR
NON-SPORTING EVENTS					
MUSICAL/FESTIVAL					
Hire Fee	Per Day	22 672	23 647	24 687	25 798
Floodlights	Per Hour	419	437	456	476
POLITICAL					
Hire Fee	Per Day	1 395	1 455	1 519	1 588
CHURCHES etc.					
Rental	Per Day	4 360	4 547	4 748	4 961
* Otherwise ad-hoc tariffs applies					
Fund Raising Events					
e.g. Bazaar, Fetes, etc.	Per Day	4 360	4 547	4 748	4 961

SCHEDULE OF CHARGES FOR SPORT FACILITIES ALL REGIONS CATEGORY C					
COMMUNITY DEVELOPMENT SPORT AND RECREATION					
Kamama Sport Complex, Ivory Park, Bosmont, Cecil Payne Stadium, Davidsonville sport complex, Moletsane, Naledi ext 2, Mapetla, Protea Glen, Pimville Extreme sport, Elkah stadium, Three square, Rotanda, Bertrams and Ennerdale sport centre, Arthur Bloch Park, Riverlea Soccer Stadium, Jubileum Sport Ground, Melpark Atilla Soccer Grounds, Atrec Sports Complex, Malboro Sports Complex, Kwabhekilanga Sports Complex, Kaserne Sports Field, Rhodes Park Sports Field, Klipspruit Sports Centre Brixton Multipurpose Indoor Court/Outdoor Court/Soccer Field					
		2020-21	2021-22	2022-23	2023-24
		ZAR	ZAR	ZAR	ZAR
Fields where there is turf as well as courts or fields of					
LFA / OTHERS:	Per Season (4 fields max)	1 064	1 110	1 158	1 211
Ad-hoc Tariffs:	Per Match	523	546	570	595
Night games:	Tariffs & per hour for use of floodlights	105	109	114	119
GROUPS WHO ARE MEMBERS OF THE COMPLEX					
Groups organised by the centre:		Free	Free	Free	Free
Community based groups	Per Month	105	109	114	119
NON-SPORTING EVENTS					
Hire Fee	Per Day	4 315	4 500	4 698	4 910
MUSICAL/FESTIVALS					
Hire Fee	Per Day	8 720	9 095	9 495	9 922
Floodlights:	Per Hour	105	109	114	119
POLITICAL RALLIES					
Hire Fee	Per Day	1 395	1 455	1 519	1 588
FILMING					
Filming for commercial use	Per Day	8 097	8 445	8 816	9 213
Filming for non-commercial use	Per Day	3 036	3 167	3 306	3 455
PLAYING COURTS					
School Tournament / Sport Event	Per Day	610	637	665	695
SIDE HALL					
Hire	Per Day	785	819	855	893
OFFICE RENTALS					
Professional	m² per month	45	47	49	52
Amateur	m² per month	31	33	34	36

1C.255

		2020-21	2021-22	2022-23	2023-24
		ZAR	ZAR	ZAR	ZAR
DUBE BOXING CLUB					
LFA / OTHERS:	Per Season (4 fields max)	1 064	1 110	1 158	1 211
Ad-hoc Tariffs:	Per Match	523	546	570	595
Night games:	Per Season / Match	hoc tariffs plus floodlights per hour	hoc tariffs plus floodlights per hour	hoc tariffs plus floodlights per hour	hoc tariffs plus floodlights per hour
Floodlights:	Per Hour	105	109	114	119
GROUPS WHO ARE MEMBERS OF THE COMPLEX					
Groups organised by the centre:		Free	Free	Free	Free
Community based groups	Per Month	105	109	114	119
NON-SPORTING EVENTS					
e. g. Churches:					
Hire Fee	Per Day	4 315	4 500	4 698	4 910
MUSICAL/FESTIVALS					
Hire Fee	Per Day	8 720	9 095	9 495	9 922
Floodlights:	Per Hour	105	109	114	119
POLITICAL RALLIES					
Rental		1 381	1 440	1 504	1 571
FILMING					
Filming for commercial use	Per Day	8 097	8 445	8 816	9 213
Filming for non-commercial use	Per Day	3 036	3 167	3 306	3 455
PLAYING COURTS					
School Tournament / Sport Event	Per Day	610	637	665	695
SIDE HALL					
Hire		785	819	855	893
OFFICE RENTALS					
Professional	m² per month	45	47	49	52
Amateur	m² per month	31	33	34	36

1C.256

		2020-21	2021-22	2022-23	2023-24
		ZAR	ZAR	ZAR	ZAR
ARTHUR ASHE					
LFA / OTHERS:	Per Season (4 fields max)	1 064	1 110	1 158	1 211
Ad-hoc Tariffs:	Per Match	523	546	570	595
Night games:	Per Season / Match	hoc tariffs plus floodlights per hour	hoc tariffs plus floodlights per hour	hoc tariffs plus floodlights per hour	hoc tariffs plus floodlights per hour
Floodlights:	Per Hour	105	109	114	119
GROUPS WHO ARE MEMBERS OF THE COMPLEX					
Groups organised by the centre:		Free	Free	Free	Free
Community based groups	Per Month	104	109	114	119
NON-SPORTING EVENTS					
e. g. Churches:					
Hire Fee	Per Day	4 315	4 500	4 698	4 910
MUSICAL/FESTIVALS					
Hire Fee	Per Day	8 720	9 095	9 495	9 922
Floodlights:	Per Hour	105	109	114	119
POLITICAL RALLIES					
Hire Fee	Per Day	1 382	1 442	1 505	1 573
FILMING					
Filming for commercial use	Per Day	8 097	8 445	8 816	9 213
Filming for non-commercial use	Per Day	3 036	3 167	3 306	3 455
PLAYING COURTS					
School Tournament / Sport Event	Per Day	610	637	665	695
SIDE HALL					
Hire	Per Day	785	819	855	893
OFFICE RENTALS					
Professional	m² per month	45	47	49	52
Amateur	m² per month	31	33	34	36

1C.257

		2020-21	2021-22	2022-23	2023-24
		ZAR	ZAR	ZAR	ZAR
DAVID WEBSTER					
LFA / OTHERS:	Per Season (4 fields max)	1 060	1 105	1 154	1 206
Ad-hoc Tariffs:	Per Match	521	544	568	593
Night games:	Per Season / Match	hoc tariffs plus floodlights per hour	hoc tariffs plus floodlights per hour	hoc tariffs plus floodlights per hour	hoc tariffs plus floodlights per hour
Floodlights:	Per Hour	105	109	114	119
PLAYING COURTS					
School Tournament / Sport Event	Per Day	608	634	662	692
GROUPS WHO ARE MEMBERS OF THE COMPLEX					
Groups organised by the centre:		FREE	FREE	FREE	FREE
Community based groups	Per Month	104	109	114	119
NON-SPORTING EVENTS					
e. g. Churches:					
Hire Fee	Per Day	4 303	4 488	4 685	4 896
MUSICAL/FESTIVALS					
Hire Fee	Per Day	8 687	9 061	9 459	9 885
Floodlights:	Per Hour	104	109	114	119
POLITICAL RALLIES					
Hire Fee	Per Day	1 390	1 450	1 513	1 582
SIDE HALL					
Hire Fee	Per Day	782	815	851	890
FILMING					
Filming for commercial use	Per Day	8 097	8 445	8 816	9 213
Filming for non-commercial use	Per Day	3 036	3 167	3 306	3 455

1C.258

		2020-21	2021-22	2022-23	2023-24
		ZAR	ZAR	ZAR	ZAR
ORANGE FARM CHRIS HANI					
LFA / OTHERS:	Per Season (4 fields max)	1 060	1 105	1 154	1 206
Ad-hoc Tariffs:	Per Match	521	544	568	593
Night games:	Per Season / Match	hoc tariffs plus floodlights per hour	hoc tariffs plus floodlights per hour	hoc tariffs plus floodlights per hour	hoc tariffs plus floodlights per hour
Floodlights:	Per Hour	105	109	114	119
GROUPS WHO ARE MEMBERS OF THE COMPLEX					
Groups organised by the centre:		Free	Free	Free	Free
Community Based Groups	Per Month	104	109	114	119
NON-SPORTING EVENTS					
e. g. Churches:					
Hire Fee	Per Day	4 299	4 483	4 681	4 891
MUSICAL/FESTIVALS					
Hire Fee	Per Day	8 687	9 061	9 459	9 885
Floodlights:	Per Hour	104	109	114	119
POLITICAL RALLIES					
Hire Fee	Per Day	1 390	1 450	1 513	1 582
FILMING					
Filming for commercial use	Per Day	8 097	8 445	8 816	9 213
Filming for non-commercial use	Per Day	3 036	3 167	3 306	3 455
PLAYING COURTS					
School Tournament / Sport Event	Per Day	608	634	662	692
SIDE HALL					
Hire	Per Day	782	815	851	890
OFFICE RENTALS					
Professional	m² per month	45	47	49	51
Amateur	m² per month	31	33	34	36

1C.259

		2020-21	2021-22	2022-23	2023-24
		ZAR	ZAR	ZAR	ZAR
A-TREK					
LFA / OTHERS:	Per Season (4 fields max)	1 053	1 098	1 146	1 198
Ad-hoc Tariffs:	Per Match	518	540	564	589
Night games:	Per Season / Match	hoc tariffs plus floodlights per hour	hoc tariffs plus floodlights per hour	hoc tariffs plus floodlights per hour	hoc tariffs plus floodlights per hour
Floodlights:	Per Hour	105	109	114	119
GROUPS WHO ARE MEMBERS OF THE COMPLEX					
Groups organised by the centre:		Free	Free	Free	Free
Community Based Groups	Per Month	104	108	113	118
NON-SPORTING EVENTS					
e. g. Churches:					
Hire Fee	Per Day	4 270	4 454	4 650	4 859
MUSICAL/FESTIVALS					
Hire Fee	Per Day	8 630	9 001	9 397	9 820
Floodlights:	Per Hour	105	109	114	119
POLITICAL RALLIES					
Hire Fee	Per Day	1 381	1 440	1 504	1 571
FILMING					
Filming for commercial use	Per Day	8 097	8 445	8 816	9 213
Filming for non-commercial use	Per Day	3 036	3 167	3 306	3 455
PLAYING COURTS					
School Tournament / Sport Event	Per Day	604	630	658	687
SIDE HALL					
Hire	Per Day	777	810	846	884
OFFICE RENTALS					
Professional	m² per month	45	47	49	51
Amateur	m² per month	31	32	34	35

1C.260

		2020-21	2021-22	2022-23	2023-24
		ZAR	ZAR	ZAR	ZAR
PATERSON PARK MULTI PURPOSE FACILITY					
5-A-SIDE / MULTI PURPOSE COURTS					
Cost per Court					
School Tournament / Sport Event	Per Day	-	630	658	687
Groups - Training & Coaching	Per Hour	-	83	87	91
Social Players - Individual	Per Hour	-	63	65	68
* Floodlights	Per Hour	-	109	114	119
Filming					
Filming for commercial use	Per Day	-	8 445	8 817	9 213
Filming for non-commercial use	Per Day	-	3 167	3 306	3 455

SCHEDULE OF CHARGES FOR SPORT FACILITIES ALL REGIONS CATEGORY D					
COMMUNITY DEVELOPMENT SPORT AND RECREATION					
		2020-21	2021-22	2022-23	2023-24
		ZAR	ZAR	ZAR	ZAR
Walter Sisulu hall, Water Sisulu hall foyer, Albertina Sisulu hall					
Hall Hire / Non-Sporting Events	Per Day	13 088	13 651	14 252	14 893
Function Set Up	Per Hour	Per Hour of Day Rate	Per Hour of Day Rate	Per Hour of Day Rate	Per Hour of Day Rate
Use of hall	Per Hour	Per Hour of Day Rate	Per Hour of Day Rate	Per Hour of Day Rate	Per Hour of Day Rate
Foyer	Per Day	3 272	3 413	3 563	3 723
SPORT EVENTS					
Sport Events (indoor)	Per Day	4 295	4 480	4 677	4 887
Sport Affiliated Groups	Per Month	324	338	353	369
Sport Event Casual	Month to Month	1 434	1 496	1 562	1 632
Shower Facilities	Once-off	500	521	544	568
Universities/colleges	Per Day	19 776	20 626	21 534	22 503
Sport Development Groups	Per Hour	250	261	272	284
Filming for commercial use	Per Day	8 097	8 445	8 816	9 213
Filming for non-commercial use	Per Day	3 036	3 167	3 306	3 455

1C.262

		2020-21	2021-22	2022-23	2023-24
		ZAR	ZAR	ZAR	ZAR
Wembley Stadium					
DESCRIPTION					
Amateurs - All sporting codes	Per Day	4 295	4 480	4 677	4 887
Professional - All sporting codes					
Hire Fee	Per Day	6 139	6 402	6 684	6 985
Outside Courts					
Hire Fee	Per Day	1 228	1 280	1 337	1 397
Non-sporting events					
Hire Fee	Per Day	8 720	9 095	9 495	9 922
Board Room					
Hire Fee	Per Day	999	1 042	1 088	1 137
Corporate use	Per Day	1 998	2 084	2 175	2 273
Office Rental					
Rental	Per Month	1 110	1 158	1 209	1 263
Filming / Movies					
Filming for commercial use	Per Day	8 097	8 445	8 816	9 213
Filming for non-commercial use	Per Day	3 036	3 167	3 306	3 455

		2020-21	2021-22	2022-23	2023-24
		ZAR	ZAR	ZAR	ZAR
Paterson Park Multipurpose Indoor Sport Centre					
Sport Development Groups/Schools	Per Hour	-	261	272	285
Amateurs - All sporting codes					
Hire Fee	Per Day	-	4 480	4 677	4 888
Professional - All sporting codes					
Hire Fee	Per Day	-	6 402	6 684	6 984
Non-sporting events					
Hire Fee	Per Day	-	9 095	9 495	9 922
Board Room					
Hire Fee	Per Day		1 042	1 088	1 137
Corporate use	Per Day	-	1 982	2 069	2 162
Filming / Movies					
Filming for commercial use	Per Day	-	8 445	8 817	9 213
Filming for non-commercial use	Per Day	-	3 167	3 306	3 455

SCHEDULE OF CHARGES FOR SPORT FACILITIES ALL REGIONS CATEGORY E1					
COMMUNITY DEVELOPMENT SPORT AND RECREATION					
		2020-21	2021-22	2022-23	2023-24
		ZAR	ZAR	ZAR	ZAR
Lenasia Ext 7 Bowling Green					
Braun Fischer and Soweto Cricket ovals are under the management of Gauteng Cricket Club.		No Tariffs are payable	No Tariffs are payable	No Tariffs are payable	No Tariffs are payable
Rental	Per Month	478	498	520	544
Lenasia Cricket Stadium					
Hall Hire:					
Hire	Per Day	1 598	1 667	1 741	1 819
Hire (Cricket)	Per Game	1 004	1 047	1 093	1 142
Hire (Cricket)	Per Season	4 133	4 311	4 501	4 703
Victoria Park Sports Complex					
Hall Hire:					
Hire	Per Day	413	431	450	470
Hire (Soccer)	Per Game	557	581	606	633
Pimville Golf Course					
Pimville Golf Course is managed by the Soweto Country Club					

SCHEDULE OF CHARGES FOR SPORT FACILITIES ALL REGIONS CATEGORY E2					
COMMUNITY DEVELOPMENT SPORT AND RECREATION					
		2020-21	2021-22	2022-23	2023-24
		ZAR	ZAR	ZAR	ZAR
STAND ALONE SINGLE CODE FACILITY					
Basketball Courts	Per Month	324	338	353	369
Tennis Courts	Per Month	324	338	353	369
Netball Courts	Per Month	324	338	353	369
Hockey	Per Month	324	338	353	369
Five-a-side soccer	Per Month	324	338	353	369
Other groups	Once-off	324	338	353	369
SEASONAL FEE: APPLICABLE	Seasonal	434	453	473	494
AD-HOC TARIFFS					
Ad-hoc	Ad-hoc	347	362	378	395
BOARDROOM					
Rental	Per Month	208	217	227	237
FILMING					
Filming for commercial use	Per Day	8 097	8 445	8 816	9 213
Filming for non-commercial use	Per Day	3 036	3 167	3 306	3 455

SCHEDULE OF CHARGES FOR SPORT FACILITIES ALL REGIONS CATEGORY F					
COMMUNITY DEVELOPMENT SPORT AND RECREATION					
		2020-21	2021-22	2022-23	2023-24
		ZAR	ZAR	ZAR	ZAR
Open Sportfields					
Grassed / Non-grassed fields. Most instances managed by Clubs / LFAs					
SPORTING EVENTS		Free	Free	Free	Free
Non-Sporting Events					
Hire Fee	Per day	2 606	2 718	2 838	2 965
MUSICAL/FESTIVALS					
Hire Fee	Per day	4 865	5 074	5 297	5 536
FILMING					
Filming for commercial use	Per Day	8 097	8 445	8 816	9 213
Filming for non-commercial use	Per Day	3 036	3 167	3 306	3 455

SCHEDULE OF CHARGES					
COMMUNITY DEVELOPMENT ARTS, CULTURE & HERITAGE					
		2020-21 (ZAR)	2021-22 (ZAR)	2022-23 (ZAR)	2023-24 (ZAR)
MUSEUMS AND GALLERIES					
ENTRANCE CHARGES					
HECTOR PIETERSON MEMORIAL & MUSEUM					
LOCAL					
Adults	Per Day	20	21	22	23
Senior Citizens (with pension cards)	Per Day	10	10	11	11
Students (12 years and over and Tertiary Institutions - with student card)	Per Day	10	10	11	11
Children (6 to 12 years and primary school groups)	Per Day	5	5	5	6
Children (under 6 years)	Per Day	Free	Free	Free	Free
INTERNATIONAL					
Adults	Per Day	50	52	54	57
Students (over 13 years and Tertiary Institutions - with student card)	Per Day	30	31	33	34
Children (6 to 12 years)	Per Day	15	16	16	17
Children (under 6 years)	Per Day	Free	Free	Free	Free
KLIPTOWN OPEN AIR MUSEUM					
Entrance	Per Day	Free	Free	Free	Free
JAMES HALL MUSEUM OF TRANSPORT					
Entrance	Per Day	Free	Free	Free	Free

1C.267

		2020-21 (ZAR)	2021-22 (ZAR)	2022-23 (ZAR)	2023-24 (ZAR)
HIRE OF FACILITIES					
Museum Africa (MA), June 16 Interpretation Centre, Johannesburg Art Gallery (JAG), Workers Museum and Alexander Heritage Centre, Hector Pieterse Museum, Oppenheimer Village, James Hall Museum of Transport					
Hire of auditorium					
If museum is a partner in a project	Per Day	No Charges	No Charges	No Charges	No Charges
NGOs, educational, cultural institutions	Per Day	4 051	4 225	4 411	4 609
Commercial/ corporate institutions	Per Day	8 102	8 450	8 822	9 219
Hall (June 16 Interpretation Centre)					
Hall Hire	Per Day	943	984	1 027	1 073
Hire of boardroom					
If museum is a partner in the project	Per Day	No Charges	No Charges	No Charges	
NGOs, educational, cultural institutions	Per Day	1 387	1 447	1 511	1 579
Commercial / corporate institutions	Per Day	2 775	2 894	3 021	3 157
Hire of other museum space, per designated space: Depending on the nature of the space, function and organiser	Per Day	R9 126 - R44 971	R9 518 - R49 110	R9 937 - R51 615	R10 384 - R53 938
Hire of Museum Africa Arena or front entrance	Per Day	2 517	2 625	2 741	2 864
Hire of court yard	Per Day	2 664	2 778	2 900	3 031
Filming and Photography					
Photographic shoots Local	Per Hour	200	209	218	228
Photographic shoots International	Per Hour	400	417	436	455
Filming Amature Local	Per Hour	380	396	414	432
Filming Commercial Local	Per Hour	1 012	1 056	1 102	1 152
Filming Amature International	Per Hour	760	793	828	865
Filming Commercial International	Per Hour	2 024	2 111	2 204	2 303
Hire of temporary exhibition space:					
If Museum is a partner in the project		No charge	No charge	No charge	No charge
If Museum supports project	Per Day	8 278	8 634	9 014	9 420
Commercial / corporate institutions	Per Day	16 557	17 269	18 028	18 840
Parking Area (James Hall Transport Museum)	Per Day	815	850	888	928

1C.268

		2020-21 (ZAR)	2021-22 (ZAR)	2022-23 (ZAR)	2023-24 (ZAR)
COMMUNITY CENTRES					
UNCLE TOM'S ART CENTRE					
Main Hall	Per Day	1 578	1 646	1 718	1 796
Side Hall	Per Day	842	878	916	958
Studio	Per Day	421	439	458	479
Gallery (only)	Per Day	1 052	1 097	1 146	1 197
Back Room	Per Day	158	165	172	180
Kitchen	Per Day	421	439	458	479
Bar	Per Day	210	219	229	239
Group Activities					
Large	Per Month	333	347	363	379
Medium	Per Month	222	232	242	253
Small	Per Month	111	116	121	126
MOFOLO ART CENTRE					
Hall hire	Per Day	832	868	906	947
Side Hall	Per Day	533	556	580	606
Kitchen	Per Day	366	382	399	417
MOFOLO CULTURAL BOWL					
Cultural Bowl Hiring fee	Per Day	11 099	11 576	12 085	12 629
Studio Hiring fee	Per Hour	166	174	181	189
BAPEDI ART CENTRE					
Main Hall	Per Day	1 110	1 158	1 209	1 263
Kitchen (only)	Per Day	610	637	665	695
Right Hall	Per Day	388	405	423	442
Left hall	Per Day	400	417	435	455
Studio	Per Day	649	677	707	739
Group Activities					
Large	Per Month	333	347	363	379
Medium	Per Month	222	232	242	253
Small	Per Month	111	116	121	126
CREDO MUTWA OPEN AIR MUSEUM / HALL					
Hall hire	Per Day	832	868	906	947
Village	Per Hour	166	174	181	189
Kitchen	Per Day	355	371	387	404

1C.269

		2020-21 (ZAR)	2021-22 (ZAR)	2022-23 (ZAR)	2023-24 (ZAR)
PHOTOCOPIES (All Arts, Culture and Heritage facilities)					
A3 black and white	per sheet	2	2	2	2
A3 colour	per sheet	16	16	18	18
A4 colour	per sheet	8	8	9	9
A4 black and white	per sheet	1	1	1	1
FAXES					
Local	per page	9	9	10	10
International	per page	24	25	26	27
SUPPLY & USAGE OF DIGITAL IMAGES FROM MUSEUM COLLECTIONS					
The cost of the image is the basic cost (as laid out in 5.1) plus the copyright / usage cost (laid out in 5.2)					
BASIC COSTS					
Supply of high resolution digital image on CD or by email	per image	82	85	89	93
Photography by an external photographer					
Still and moving photography of museum objects and displays. By special arrangement only.		826	862	900	940
USAGE FEE PER IMAGE					
The prices are per image, language and edition and are added to the basic cost of supplying the image as laid out in 5.1. The following discounts will be given: 10% for 10-19 images used, 20% for 20 – 29 images used, 30% for 30+ images used. Where a book is also issued as an e-book, the fee is for the estimated usage combined.					
PUBLICATIONS: Tariff South Africa					
Newspapers:					
<35 000 copies		193	201	210	220
>35 000 copies		281	293	306	320
Books, e-books and magazines inside					
<1000 copies		94	98	102	107
1000 – 2000 copies		193	201	210	220
2001 – 10 000 copies		281	293	306	320
>10 000 copies		384	400	418	437
Books, e-books and magazines – front cover					
<1000 copies		193	201	210	220
1000 – 2000 copies		384	400	418	437
2001 – 10 000 copies		562	586	612	639
> 10 000 copies		740	772	806	842
Books, e-books and magazines – back cover					
<1000 copies		142	148	154	161
1000 – 2000 copies		281	293	306	320
2001 – 10 000 copies		424	442	462	482
> 10 000 copies		562	586	612	639
Journals for academic / non-profit organizations		48	50	52	54

1C.270

		2020-21 (ZAR)	2021-22 (ZAR)	2022-23 (ZAR)	2023-24 (ZAR)
PUBLICATIONS:Tariff Overseas					
Newspapers:					
<35 000 copies		384	400	418	437
>35 000 copies		562	586	612	639
Books, e-books and magazines inside					
<1000 copies		193	201	210	220
1000 – 2000 copies		384	400	418	437
2001 – 10 000 copies		562	586	612	639
>10 000 copies		740	772	806	842
Books, e-books and magazines – front cover					
<1000 copies		384	400	418	437
1000 – 2000 copies		740	772	806	842
2001 – 10 000 copies		1 124	1 172	1 224	1 279
> 10 000 copies		1 501	1 566	1 635	1 708
Books, e-books and magazines – back cover					
<1000 copies		281	293	306	320
1000 – 2000 copies		562	586	612	639
2001 – 10 000 copies		843	879	918	959
> 10 000 copies		1 124	1 172	1 224	1 279
Journals for academic / non-profit organizations		142	148	154	161
TV, DOCUMENTARIES AND FILM					
Tariff - Southern Africa					
Broadcast					
National Distributions, 3 flightings or less		142	148	154	161
National Distributions 4 flightings or more		281	293	306	320
Continental Distribution		562	586	612	639
Worldwide Distribution		783	816	852	890
DVD and CD					
<1000 copies		94	98	102	107
1000 – 1999 copies		193	201	210	220
2000 – 10 000 copies		281	293	306	320
>10000 copies		384	400	418	437
NGO/educational DVDs		94	98	102	107

	2020-21 (ZAR)	2021-22 (ZAR)	2022-23 (ZAR)	2023-24 (ZAR)
MUSEUM EXHIBITIONS/ TRADE DISPLAYS (ALL MUSEUMS) Use of the image to publicise the exhibition/ display will be allowed only with written permission, and with proper copyright acknowledgement to Museum Africa.				
Non-Profit Museums:				
Tariff - Southern Africa				
Temporary Displays	94	98	102	107
Permanent Displays	193	201	210	220
Commercial museums/Trade displays:				
Temporary Displays	193	201	210	220
Permanent Displays	384	400	418	437
Tariff - Overseas				
Temporary Displays	193	201	210	220
Permanent Displays	384	400	418	437
Commercial museums/Trade displays:				
Temporary Displays	384	400	418	437
Permanent Displays	740	772	806	842
BUSINESS USE OF IMAGES				
Tariff - Southern Africa				
Annual reports/newsletters/calendars:				
NGO, academic, non-profit organisations	48	50	52	54
Corporate	104	109	113	118
Office stationery				
NGO, academic, non-profit organisations	104	109	113	118
Corporate	193	201	210	220
Tariff - Overseas				
Annual reports/newsletters/calendars:				
NGO, academic, non-profit organisations	104	109	113	118
Corporate	193	201	210	220
Office stationery				
NGO, academic, non-profit organisations	193	201	210	220
Corporate	384	400	418	437

1C.272

	2020-21 (ZAR)	2021-22 (ZAR)	2022-23 (ZAR)	2023-24 (ZAR)
ADVERTISING				
Tariff - Southern Africa				
Commercial publications				
1 insertion, 1 publication (3 months)	1 565	1 632	1 704	1 781
<i>On a sliding scale up to</i>				
Unlimited insertions, unlimited no. of publications for one year	6 255	6 524	6 812	7 118
Tariff - Overseas				
Commercial publications				
1 insertion, 1 publication (3 months)	3 128	3 262	3 406	3 559
<i>On a sliding scale up to</i>				
Unlimited insertions, unlimited no. of publications for one year	12 511	13 049	13 623	14 236
Variations of the above will be in proportion to about amounts				
Display				
Tariff - Southern Africa				
Billboard Advertising	6 615	6 900	7 203	7 528
Bus Shelters etc.	3 286	3 427	3 578	3 739
Posters:				
Large (1m or bigger)	1 235	1 288	1 345	1 406
Medium (A3, A2, ½ meter)	829	865	903	943
Small	406	424	442	462
Non Profit organisations	104	109	113	118
Tariff - Overseas				
Billboard Advertising	13 238	13 808	14 415	15 064
Bus Shelters etc.	6 569	6 851	7 153	7 475
Posters:				
Large (1m or bigger)	2 472	2 578	2 692	2 813
Medium (A3, A2, ½ meter)	1 657	1 728	1 804	1 885
Small	814	849	886	926
Non Profit organisations	193	201	210	220
	2020-21 (ZAR)	2021-22 (ZAR)	2022-23 (ZAR)	2023-24 (ZAR)
COMMERCIAL PRODUCTS				
Commercial products e.g. mugs, T-shirts, posters, CD/DVD covers, jigsaw puzzles, calendars				
Tariff - Southern Africa				
<1000 copies	500	522	544	569
>1000 copies	1 000	1 043	1 089	1 138
Tariff - Overseas				
<1000 copies	1 000	1 043	1 089	1 138
>1000 copies	2 000	2 086	2 178	2 276
INTERIOR DECORATION, PER VENUE				
Tariff - Southern Africa				
Personal use in a private home	89	93	97	101
Under 30 x 40cm	156	162	169	177
30 x 40cm, to 40 x 50cm	222	232	242	253
Up to 1m longest side	314	327	341	357
Over 1 m longest side	391	408	426	445
Tariff - Overseas				
Personal use in a private home	182	190	198	207
Under 30 x 40cm	314	327	341	357
30 x 40cm, to 40 x 50cm	438	457	477	498
Up to 1m longest side	621	647	676	706
Over 1 m longest side	784	818	853	892

		2020-21 (ZAR)	2021-22 (ZAR)	2022-23 (ZAR)	2023-24 (ZAR)
WEBSITE/INTERNET USE					
Tariff - Southern Africa					
Non-profit/NGO		182	190	198	207
Commercial		266	277	290	303
Tariff - Overseas					
Non-profit/NGO		280	292	305	318
Commercial		558	582	608	635
MISCELLANEOUS					
Tariff - Southern Africa					
Lectures\ Papers (Non-profits)		89	93	97	101
Lectures (For profits)		142	148	154	161
Proposal pitching		89	93	97	101
Tariff - Overseas					
Lectures\ Papers (Non-profits)		182	190	198	207
Lectures (For profits)		281	293	306	320
Proposal pitching		182	190	198	207
		2020-21 (ZAR)	2021-22 (ZAR)	2022-23 (ZAR)	2023-24 (ZAR)
MUSEUM PUBLICATIONS, POSTERS & POSTCARDS FOR SALE					
Museum Africa					
Catalogue of pictures, Africana Museum, 1973, 7 volumes		366	382	399	417
Catalogues of prints, Africana Museum, 1975, 2 volumes		366	382	399	417
Africana Notes and News Index		366	382	399	417
Africana Notes and News Back numbers		366	382	399	417
Old Town, Newtown		366	382	399	417
Johannesburg Art Gallery					
Current of Africa: the art of Selby Musi		31	33	34	36
Diversity and themes: Romantic prints		24	25	26	27
Dutch paintings of the 17 th century		184	192	201	210
Ernest Mancoba: a resource book		31	33	34	36
Exchange values		110	115	120	126
From Corot to Monet		391	408	426	445
Gerald Sekoto: unsevered ties		80	84	87	91
Looking at contemporary South African sculpture: Jackson Hlungwani: a resources book		31	33	34	36
Making links		31	33	34	36
Maz'enthole: the Nelson Mandela collection		31	33	34	36
New strategies		110	115	120	126
17 th Century Dutch and Flemish Painting in South African		184	192	201	210
The Horstmann Collection of Southern African Art		24	25	26	27
The sculptor and his sitter: Rodin's bust of Eve Fairfax		54	56	59	61
The Lace Collection of the Johannesburg Art Gallery		48	50	52	54
Ukiyo-e:Japanese wood-block prints		31	33	34	36
Thami Mnyeale catalogue		453	472	493	515
Posters					
Museum Africa		8	8	9	9
Johannesburg Art Gallery		13	13	14	14
Johannesburg Art Gallery		18	18	19	20
Postcards:					
Johannesburg Art Gallery		12	12	13	14
Museum Africa – black and white		4	5	5	5
Johannesburg Art Gallery and Museum Africa - colour		6	6	6	6